

# NATIONAL SENIOR CERTIFICATE School Performance Report 2016



*Celebrating*  
20 years of the Constitution

A system on the rise.



**basic education**  
Department:  
Basic Education  
REPUBLIC OF SOUTH AFRICA



A Reading Nation is a Leading Nation





# CONTENTS

FOREWORD	2
1. INTRODUCTION	3
2. SCOPE OF THE SCHOOL PERFORMANCE REPORT	3
3. UTILISATION OF THE SCHOOLS PERFORMANCE REPORT	3
4. SUMMARY OF SCHOOL PERFORMANCE	4
5. SCHOOLS THAT ACHIEVED A 100% PASS RATE FROM 2012 TO 2016	5
Summary of schools that achieved 100 percent from 2012 to 2016	10
6. SCHOOLS THAT PERFORMED BELOW 40% OVER A FIVE YEAR PERIOD	11
Schools that performed below 40% over a five year period	12
7. PROVINCIAL PASS RATE IN 2016	13
8. INDIVIDUAL SCHOOL RESULTS PER PROVINCE IN 2016	14
Eastern Cape	14
Free State	52
Gauteng	62
KwaZulu-Natal	97
Limpopo	143
Mpumalanga	190
North West	212
Northern Cape	228
Western Cape	233

# FOREWORD



**“Schools that perform consistently well must be acknowledged and their good practices must be shared”**

In 2016, we celebrated the 20th anniversary of the South African Constitution that was signed into law by former President Nelson Mandela, marking an exceptional moment in South Africa’s history. A cornerstone of our democracy remains the commitment to improve the quality of basic education by consistently reviewing the gains made over the years and being responsive to the systemic gaps that have emerged.

The Class of 2016 is the third cohort of Grade 12 learners to have written the National Senior Certificate (NSC) examination based on the Curriculum and Assessment Policy Statement (CAPS). The 2016 cohort also recorded the highest enrolment in the history of public examinations in South Africa with a total of 674 652 full time candidates registered for the 2016 NSC examination. Whilst this is encouraging, I remain concerned about the high proportion of learners, who, due to a range of factors, were not able to complete grade 12 with their peers in 2016. One hundred and eight thousand seven hundred and forty two (108 742) of these learners in the 2016 cohort were progressed to Grade 12. Of this number, 67 510 wrote the examination and 43,5% (28 384) candidates passed the examination and will achieve the NSC. Their achievement is encouraging as they would otherwise have dropped out of the system without a qualification. I also remain encouraged by the continued increase in the number of Grade 12 learners qualifying for access to Bachelor Studies each year and

remain confident that it is possible for the sector to aspire to reach the target of an increased number of youth achieving an NSC qualification by 2024.

This report provides education officials, principals, teachers, parents and social partners with a picture of individual schools’ performance in the 2016 NSC examination. Schools that perform consistently well are acknowledged and their good practices must be shared within professional learning communities at Subject Committee Meetings and other professional forums that bring the teaching corps together. The report also showcases schools that have performed at a consistently high level, achieving a pass rate of 100% over the last five years. This is a noteworthy achievement and the performance of these schools must be applauded and celebrated.

I appreciate and acknowledge the hard work, sacrifice and sheer effort made by our teachers, learners, parents, guardians, school managers, district and provincial officials, and wider school communities who heeded our call to support the sector’s commitment to improve the quality of teaching and learning, and learner attainment in all our schools during the 2016 academic year. In preparation for the new academic year ahead of us, I urge all schools and their communities to set new targets for excellence and to continue to invest their best efforts to improve the quality of teaching and learning.

# 1. INTRODUCTION

In this report, the overall results of schools in the country are packaged into a national report which allows for easy access by principals of schools and all officials based either at the national, provincial or district levels, that engage with learner performance. The school information is presented based on the 81 districts and indicates the number of candidates who wrote seven subjects in the examination and the number that obtained the NSC this year.

This Schools' Performance Report should be read together with the following three reports on the 2016 National Senior

Certificate published by the Department of Basic Education:

- a) The 2016 National Senior Certificate Examination Report;
- b) the National Subject Report, which provides the results of selected subjects, per individual school; and
- c) the National Diagnostic Report, which analyses learner-performance in key subjects, identifies areas of poor performance and recommends appropriate remedial measures in each of the subjects.

Together, these four reports provide a holistic evaluation of the 2016 NSC.

## 2. SCOPE OF THE SCHOOL PERFORMANCE REPORT

This report provides information about the performance of all schools that wrote the 2016 NSC Examination in public, special and independent schools. It also provides data on the overall performance of these schools over a three-year period so that a school is presented with a snapshot of its performance over the given period.

For each school that participated in the 2016 NSC Examination, this report details the number of candidates that wrote the examination, the number of candidates that achieved the NSC and the pass percentage in each of the three years (2014 to 2016). It also provides a list of schools that obtained 100% and those that obtained below 40% over a period of five years, respectively.

## 3. UTILISATION OF THE SCHOOLS PERFORMANCE REPORT

This report can be used by school managers, subject advisors, curriculum specialists and district planners to do a quick comparative analysis of the overall performance of schools within a circuit, cluster or district.

The data presented in this report enables every school to keep track of their performance over time so that each institution is able to compare their current performance with the previous years' to measure progress made and innovations required in the next school year. Being the third year of the implementation of the NSC examination based on CAPS, schools will be able to track their performance in the last three examinations.

The report would also help Education officials to identify consistently underperforming schools, so as to target their interventions appropriately. Schools that continue to underperform must reflect deeply on how to improve learner outcomes and should consider collaborating with better performing schools so that this shared experience can build a stronger professional schooling community and contribute towards improved performance. Although this report on the overall school performance results may mask the performance of the individual teachers and subjects, the schools' subject report provides detailed performance per subject so that no one escapes the accountability chain.

## 4. SUMMARY OF SCHOOL PERFORMANCE

Table 1: Summary of school performance

Provinces		Total Number of Schools	0 - 19.9%	20 - 39.9%	40 - 59.9%	60 - 79.9%	80 - 100%	Exactly 0%	Exactly 100%
Eastern Cape	Number	925	43	183	276	231	192	2	44
	%		4.6	19.8	29.8	25.0	20.8	0.2	4.8
Free State	Number	328	0	1	4	58	265	0	65
	%		0.0	0.3	1.2	17.7	80.8	0.0	19.8
Gauteng	Number	875	3	6	47	207	612	2	144
	%		0.3	0.7	5.4	23.7	69.9	0.2	16.5
KwaZulu-Natal	Number	1 745	105	240	388	486	526	10	85
	%		6.0	13.8	22.2	27.9	30.1	0.6	4.9
Limpopo	Number	1 413	43	217	382	444	327	4	40
	%		3.0	15.4	27.0	31.4	23.1	0.3	2.8
Mpumalanga	Number	551	1	14	64	189	283	0	22
	%		0.2	2.5	11.6	34.3	51.4	0.0	4.0
North West	Number	400	1	3	26	121	249	0	40
	%		0.3	0.8	6.5	30.3	62.3	0.0	10.0
Northern Cape	Number	136	0	4	16	38	78	0	19
	%		0.0	2.9	11.8	27.9	57.4	0.0	14.0
Western Cape	Number	441	0	3	18	99	321	0	89
	%		0.0	0.7	4.1	22.4	72.8	0.0	20.2
National	Number	6 814	196	671	1 221	1 873	2 853	18	548
	%		2.9	9.8	17.9	27.5	41.9	0.3	8.0

## 5. SCHOOLS THAT ACHIEVED A 100% PASS RATE FROM 2012 TO 2016

EASTERN CAPE											
District Name	EMIS No	Centre No	Centre Name	Quintile	Wrote 2012	Wrote 2013	Wrote 2014	No Progressed 2015	Wrote 2015	No Progressed 2016	Wrote 2016
QUEENSTOWN	200600694	4071030	QUEENSTOWN GIRLS HIGH SCHOOL	5	94	90	103	0	101	0	100
EAST LONDON	200200035	4181004	BEACONHURST SCHOOL	5	55	46	47	0	62	0	54
EAST LONDON	200200088	4181009	CLARENDON GIRLS HIGH SCHOOL	5	142	142	147	0	141	0	143
EAST LONDON	200200359	4181026	LILYFONTEIN SCHOOL	5	24	25	26	0	27	0	26
GRAHAMSTOWN	200100820	4211021	VICTORIA GIRLS HIGH SCHOOL	5	75	82	84	0	83	0	69
PORT ELIZABETH	200100895	4222073	THEODOR HERZL HIGH SCHOOL	99	23	36	31	0	31	0	24
UITENHAGE	200101041	4232037	GLOBAL LEADERSHIP ACADEMY	99	39	35	37	0	39	0	44

FREE STATE											
District Name	EMIS No	Centre No	Centre Name	Quintile	Wrote 2012	Wrote 2013	Wrote 2014	No Progressed 2015	Wrote 2015	No Progressed 2016	Wrote 2016
XHARIEP	442104209	3161015	JACOBSDAL LANDBOUSKOOOL	5	59	64	62	1	68	0	48
XHARIEP	445203201	3161046	ZASTRON CS	4	24	33	24	0	32	0	24
MOTHEO	440304223	3171012	CHRISTIAN BROTHERS COLLEGE CI/S	99	25	29	24	0	26	0	32
MOTHEO	440304210	3171017	EUNICE SS	5	179	185	177	0	174	0	164
MOTHEO	440304221	3171066	ST ANDREW'S CS	5	55	53	60	0	60	0	61
MOTHEO	440304222	3171068	ST MICHAEL'S CS	5	56	49	55	0	57	0	55
LEJWELEPUTSWA	440808296	3181005	BULTFONTEIN CS	5	28	23	17	0	30	0	27
LEJWELEPUTSWA	442008297	3181010	HOOPSTAD CS	5	17	20	25	0	22	0	18
THABO MOFUTSANYANA	443701267	3191026	PAUL ERASMUS SS	4	52	55	60	0	53	0	55
THABO MOFUTSANYANA	443410330	3194015	REITZ CS	5	26	34	30	0	42	0	31
THABO MOFUTSANYANA	444510260	3194018	VREDE CS	4	20	20	26	0	29	0	24
FEZILE DABI	441811277	3202011	HEILBRON CS	5	42	46	40	0	27	0	29



GAUTENG											
District Name	EMIS No	Centre No	Centre Name	Quintile	Wrote 2012	Wrote 2013	Wrote 2014	No Progressed 2015	Wrote 2015	No Progressed 2016	Wrote 2016
JOHANNESBURG SOUTH	700400028	8111906	AL-AQSA SCHOOL	99	63	98	104	0	97	0	95
JOHANNESBURG SOUTH	700122309	8122309	HORIZON INTERNATIONAL HIGH SCHOOL	99	21	28	30	0	50	0	48
JOHANNESBURG EAST	700130641	8130641	JEPPE GIRLS HIGH SCHOOL	5	167	180	151	0	169	0	175
JOHANNESBURG EAST	700130880	8130880	MARYVALE COLLEGE	99	41	37	47	0	54	0	42
JOHANNESBURG NORTH	700130971	8130971	MCAULEY HOUSE SCHOOL	99	52	53	58	0	63	1	62
JOHANNESBURG EAST	700131672	8131672	THE TORAH ACADEMY PRIMARY AND HIGH SCHOOL	99	21	16	18	0	19	0	18
JOHANNESBURG NORTH	700132811	8132811	UJ METROPOLITAN ACADEMY	5	91	88	89	0	95	0	94
JOHANNESBURG NORTH	700150623	8150623	HOERSKOOL LINDEN	5	107	119	138	0	144	0	147
TSHWANE SOUTH	700210187	8210187	HOERSKOOL GARSFONTEIN	5	297	376	367	0	350	1	350
TSHWANE SOUTH	700210245	8210245	HOERSKOOL WATERKLOOF	5	303	312	297	0	341	0	325
TSHWANE SOUTH	700212241	8212241	THE WAY CHRISTIAN SCHOOL	99	10	9	15	0	9	0	13
TSHWANE NORTH	700220137	8220137	GEREFORMEERDE SKOOL DIRK POSTMA	99	29	17	20	0	28	0	20
TSHWANE SOUTH	700220582	8220582	CORNERSTONE COLLEGE SEC SCHOOL	99	130	146	131	0	143	0	144
TSHWANE SOUTH	700230110	8230110	AFRIKAANSE HOER MEISIESKOOL	5	213	196	184	0	197	0	208
TSHWANE NORTH	700230391	8230391	IONA CONVENT	99	28	29	55	0	47	0	39
TSHWANE SOUTH	700231043	8231043	LORETO CONVENT SCHOOL	99	69	72	70	0	76	0	52
TSHWANE SOUTH	700231571	8231571	CENTRAL ISLAMIC SCHOOL	99	24	28	35	0	19	0	31
TSHWANE WEST	700232454	8232454	PRINSHOF SKOOL	99	18	13	11	0	19	0	17
TSHWANE NORTH	700241471	8241471	TSHWANE CHRISTIAN SCHOOL	99	16	24	24	0	24	0	25
EKURHULENI NORTH	700260596	8260596	WINDSOR HOUSE ACADEMY	99	23	17	24	0	14	0	6
EKURHULENI NORTH	700261677	8261677	OOS-RAND AKADEMIE	99	9	3	8	0	5	0	7
EKURHULENI NORTH	700261727	8261727	MARANATHA CHRISTIAN	99	19	42	50	0	53	0	62
GAUTENG WEST	700270488	8270488	RANDFONTEIN HIGH SCHOOL	5	206	170	175	12	185	0	200
GAUTENG EAST	700310359	8310359	HOERSKOOL STOFFBERG	5	144	146	129	0	104	0	97
EKURHULENI NORTH	700310383	8310383	KATHSTAN COLLEGE	99	26	19	22	0	22	0	16



GAUTENG											
District Name	EMIS No	Centre No	Centre Name	Quintile	Wrote 2012	Wrote 2013	Wrote 2014	No Progressed 2015	Wrote 2015	No Progressed 2016	Wrote 2016
JOHANNESBURG SOUTH	700330894	8330894	JOHWETO COMBINED SCHOOL	99	14	8	9	0	11	9	12
SEDIBENG EAST	700331702	8331702	ROSHNEE ISLAMIC SCHOOL	99	31	35	32	0	45	0	37
GAUTENG EAST	700350504	8350504	SPRINGS MUSLIM SCHOOL	99	24	19	21	0	24	0	19
TSHWANE SOUTH	700400125	8400125	AL GHAZALI	99	14	22	19	0	21	0	13
EKURHULENI SOUTH	700400268	8400268	IMPACT INDEPENDENT HIGH SCHOOL	99	14	12	18	0	26	1	27
TSHWANE SOUTH	700400285	8400285	DUO EDU SENIOR OHAFHANKLIKE SKOOL	99	20	16	21	0	21	0	22
JOHANNESBURG WEST	700400311	8400311	BRIDGEWAY CHRISTIAN SCHOOL	99	10	6	8	0	9	0	6

KWAZULU NATAL											
District Name	EMIS No	Centre No	Centre Name	Quintile	Wrote 2012	Wrote 2013	Wrote 2014	No Progressed 2015	Wrote 2015	No Progressed 2016	Wrote 2016
ZULULAND	500164502	5112115	INKAMANA S	99	26	27	28	0	28	0	29
ZULULAND	500250934	5112522	PONGOLA AKADEMIE	4	24	26	22	0	26	0	15
UTHUNGULU	500275243	5113465	ST CATHERINES H	99	15	20	25	0	14	1	20
UTHUKELA	500286343	5211130	UKHAHLAMBA H	2	31	37	34	0	22	3	27
UTHUKELA	500268176	5211226	SIRAATUL HAQ ISLAMIC	99	16	22	23	0	13	0	19
UTHUKELA	500322418	5211407	ISLAMIC EDUCATIONAL CENTRE	99	15	18	18	0	20	0	11
AMAJUBA	500169090	5213242	ISLAMIC COLLEGE NEWCASTLE	99	3	6	5	8	9	0	6
UMGUNGUND-LOVU	500325968	5311222	MARITZBURG MUSLIM	99	46	60	62	0	53	0	58
UMLAZI	500125245	5411110	DURBAN GIRLS` H	5	226	291	252	0	226	0	218
UMLAZI	500413993	5411114	IHSAAN GIRLS` COLLEGE	99	24	57	50	0	41	0	37
UMLAZI	500187368	5411201	AL-FALAAH COLLEGE	99	53	86	79	0	68	0	71
UMLAZI	500328079	5411210	CRESCENT GIRLS` H	99	63	101	87	0	45	0	40
UMLAZI	500119917	5411211	DANVILLE PARK GIRLS` H	5	156	191	148	0	132	0	156
UMLAZI	500207681	5411415	MENZI H	4	82	138	162	1	158	10	56

KWAZULU NATAL											
District Name	EMIS No	Centre No	Centre Name	Quintile	Wrote 2012	Wrote 2013	Wrote 2014	No Progressed 2015	Wrote 2015	No Progressed 2016	Wrote 2016
PINETOWN	500274133	5412122	RACING & EQUESTRIAN ACADEMY	99	7	9	6	0	3	0	2
PINETOWN	500407555	5412127	STAR COLLEGE	99	33	117	84	0	94	0	106
PINETOWN	500295889	5412133	WESTVILLE GIRLS H	5	218	230	231	225	225	0	226
PINETOWN	500183853	5412234	KWATHINTWA SCHOOL FOR THE DEAF	99	7	5	5	0	5	0	8
PINETOWN	500328412	5412422	MOUNT EDGECOMBE PRIVATE	99	9	13	20	1	15	0	6

LIMPOPO											
District Name	EMIS No	Centre No	Centre Name	Quintile	Wrote 2012	Wrote 2013	Wrote 2014	No Progressed 2015	Wrote 2015	No Progressed 2016	Wrote 2016
CAPRICORN	922223503	7255104	NORTHERN MUSLIM SCHOOL	99	20	21	25	0	20	0	16
MOPANI	995503201	7452006	ST GEORGE COLLEGE	99	60	60	74	0	68	0	83

MPUMALANGA											
District Name	EMIS No	Centre No	Centre Name	Quintile	Wrote 2012	Wrote 2013	Wrote 2014	No Progressed 2015	Wrote 2015	No Progressed 2016	Wrote 2016
GERT SIBANDE DISTRICT	800005819	6191809	GEORGE HOFMEYER HIGH SCHOOL	99	7	8	7	0	6	0	6
EHLANZENI DISTRICT	800005884	6283101	Hoerskool Nelspruit	5	203	230	230	0	251	0	229
NKANGALA DISTRICT	800015842	6304891	Middelburg Muslim School	99	14	19	23	0	16	0	21

NORTH WEST											
District Name	EMIS No	Centre No	Centre Name	Quintile	Wrote 2012	Wrote 2013	Wrote 2014	No Progressed 2015	Wrote 2015	No Progressed 2016	Wrote 2016
BOJANALA PLATINUM DISTRICT	600102384	9111118	MEERHOF SCHOOL	99	8	15	14	0	19	0	6
BOJANALA PLATINUM DISTRICT	600100370	9152193	FIELDS COLLEGE	4	75	96	81	0	96	0	105
DR. K. KAUNDA DISTRICT	600100517	9225024	FERDINAND POSTMA	4	75	75	83	0	69	1	77

NORTHERN CAPE											
District Name	EMIS No	Centre No	Centre Name	Quintile	Wrote 2012	Wrote 2013	Wrote 2014	No Progressed 2015	Wrote 2015	No Progressed 2016	Wrote 2016
FRANCES BAARD	300011403	2011403	Kimberley Girls' High School	5	116	122	124	0	119	2	123
PIXLEY KA SEME	300022301	2022301	H/skool Hopetown	4	23	13	23	0	29	0	24

WESTERN CAPE											
District Name	EMIS No	Centre No	Centre Name	Quintile	Wrote 2012	Wrote 2013	Wrote 2014	No Progressed 2015	Wrote 2015	No Progressed 2016	Wrote 2016
CAPE WINELANDS	109310202	1007702	BLOEMHOF HS.	5	134	143	137	0	140	0	137
CAPE WINELANDS	108306202	1007703	BOLAND LANDBOUSKOOL	5	64	55	68	0	67	0	69
CAPE WINELANDS	108310254	1007722	LA ROCHELLE MEISIES HS.	5	108	113	106	0	111	0	113
CAPE WINELANDS	108312236	1007729	PAARL GIRLS HS.	5	99	91	89	0	86	0	82
CAPE WINELANDS	109310282	1007734	RHENISH GIRLS' HS.	5	126	139	129	1	144	0	139
CAPE WINELANDS	117312202	1008806	BONNIEVALE HS.	4	57	58	54	4	61	0	67
METRO CENTRAL	102007105	1001105	CANNONS CREEK SCHOOL	5	19	19	19	0	22	0	21
METRO CENTRAL	103000806	1001131	HERZLIA HS.		104	115	100	1	103	1	93
METRO CENTRAL	105000876	1009910	BISHOPS	5	148	152	149	0	142	0	150
METRO CENTRAL	103315605	1009911	DOMINICAN GRIMLEY-SCHOOL		3	8	4	0	10	0	7

WESTERN CAPE											
District Name	EMIS No	Centre No	Centre Name	Quintile	Wrote 2012	Wrote 2013	Wrote 2014	No Progressed 2015	Wrote 2015	No Progressed 2016	Wrote 2016
METRO CENTRAL	105000844	1009921	HERSCHEL GIRLS SCHOOL	5	96	94	100	0	103	2	95
METRO CENTRAL	105310288	1009938	RONDEBOSCH BOYS' HS.	5	158	157	151	0	164	0	150
METRO CENTRAL	105310291	1009939	RUSTENBURG GIRLS' HS.	5	136	143	151	0	152	0	149
METRO EAST	105315613	1009954	VISTA NOVA-SCHOOL		15	15	18	0	28	0	22
METRO CENTRAL	105310316	1009957	WESTERFORD HS.	5	177	175	177	0	182	0	180
METRO EAST	100000054	1004494	ACADEMY PRIVATE SCHOOL		4	2	7	1	5	0	5
METRO EAST	101008201	1007739	NATURAL LEARNING ACADEMY		9	12	15	0	17	0	17
METRO EAST	110007281	1007747	VALSBAAI HS.		15	13	7	0	11	0	11
METRO NORTH	103000802	1001119	CBC ST. JOHN'S PARKLANDS	4	43	45	57	2	62	1	38
METRO NORTH	105315611	1001165	TAFELBERGSKOOL		22	18	19	0	18	0	17
METRO NORTH	103007427	1001183	SUNNINGDALE SCHOOL		2	3	4	1	7	0	8
METRO NORTH	103007232	1002259	PARKLANDS COLLEGE	4	61	65	86	0	103	9	77
EDEN & CENTRAL KAROO	123008273	1003307	SHALOM AKADEMIE	1	4	6	3	0	2	0	9
EDEN & CENTRAL KAROO	121106203	1003330	OAKDALE LANDBOUSKOOL	5	83	86	71	0	64	0	78
EDEN & CENTRAL KAROO	119112261	1003347	WITTEDRIFT HS.	5	72	60	66	0	59	0	64
EDEN & CENTRAL KAROO	116112221	1008824	HEIDELBERG HS.	5	21	7	17	0	17	0	15
METRO SOUTH	105000935	1009907	SPRINGFIELD CONVENT OF THE HOLY ROSARY	5	81	96	84	1	84	1	84
METRO SOUTH	100000030	1009984	DARUN-NA'IM GIRLS HS		8	11	8	0	13	0	12
WEST COAST	136312222	1005508	GRAAFWATER HS.	4	32	46	32	0	32	0	36
WEST COAST	138312229	1005510	LUTZVILLE HS.	5	37	44	35	0	38	0	42
WEST COAST	133312241	1005515	PORTERVILLE HS.	5	48	62	47	0	59	0	51

## Summary of schools that achieved 100 percent from 2012 to 2016

Province Name	No of schools
EASTERN CAPE	7
FREE STATE	12
GAUTENG	32
KWAZULU-NATAL	19
LIMPOPO	2
MPUMALANGA	3
NORTH WEST	3
NORTHERN CAPE	2
WESTERN CAPE	31
<b>National</b>	<b>111</b>

## 6. SCHOOLS THAT PERFORMED BELOW 40% OVER A FIVE YEAR PERIOD

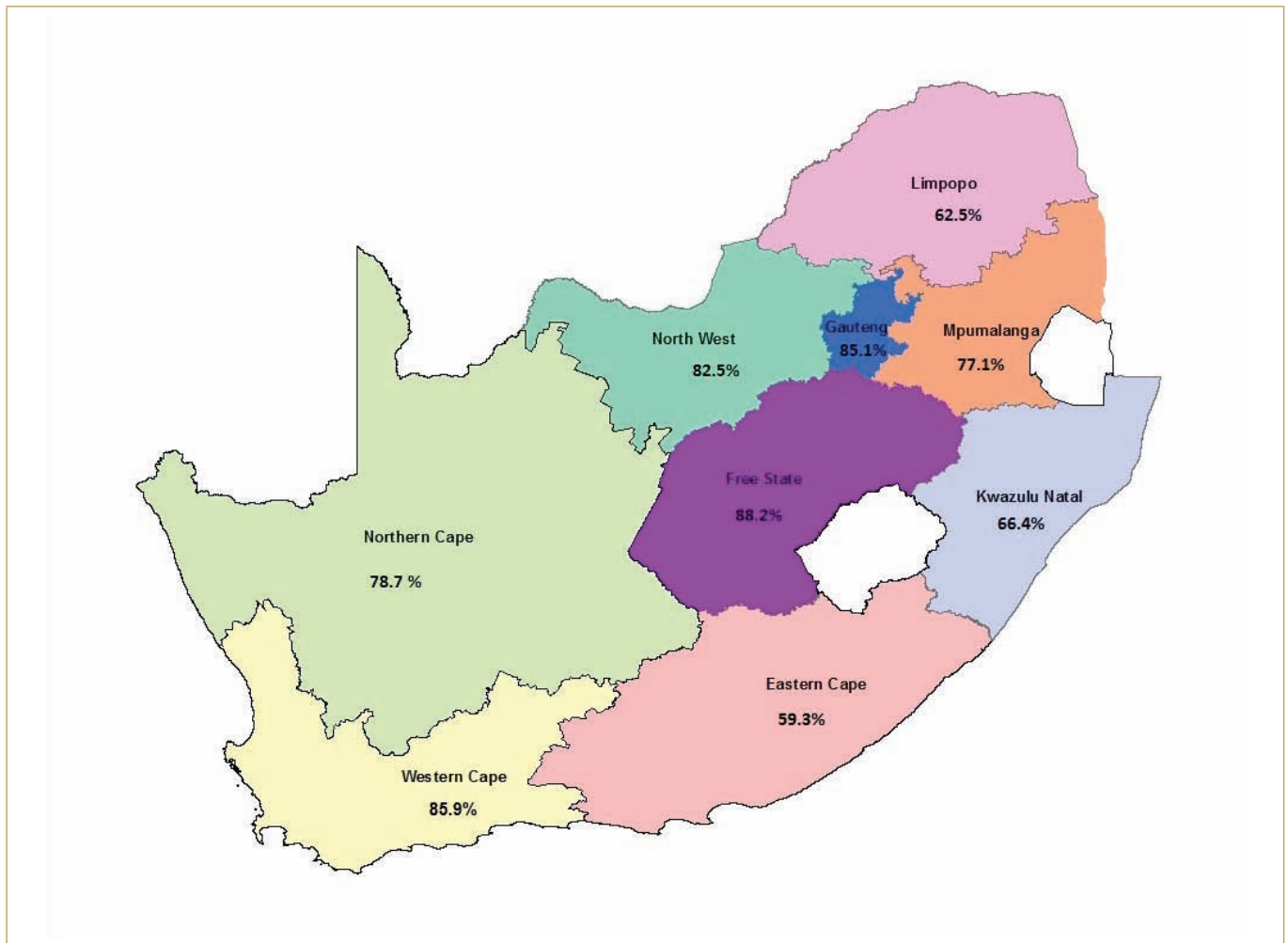
Province Name	District Name	EMIS No	Centre No	Centre Name	Quintile	% Achieved 2012	% Achieved 2013	% Achieved 2014	No Progressed 2015	% Achieved 2015	No Progressed 2016	% Achieved 2016
EASTERN CAPE	MT FRERE	200500984	4021027	NTSIZWA SENIOR SECONDARY SCHOOL	1	11.2	34.6	14.5	1	2.2	3	14.6
	LUSIKISIKI	200501373	4041003	GWEBINDLALA SENIOR SECONDARY SCHOOL	1	14.3	24.1	29.2	3	35.3	5	24.4
	QUEENSTOWN	200600746	4071034	SIJONGEPHAMBILI	3	38.7	28.6	29.7	1	11.4	0	27.6
	LADY FRERE	200600353	4081009	KWA-MHLONTLO SENIOR SECONDARY SCHOOL	1	32.8	33.1	30.2	37	27.3	14	27.5
	MTHATHA	200400985	4101042	SEA VIEW SECONDARY SCHOOL	1	13.2	22.0	34.1	8	11.3	0	21.2
	LIBODE	200501135	4121031	SOBABA HIGH SCHOOL	1	7.9	16.7	13.6	0	27.0	47	33.3
	DUTYWA	200300832	4151030	NQABISILE SENIOR SECONDARY SCHOOL	1	28.6	39.5	39.1	4	32.1	0	16.7
	BUTTERWORTH	200300329	4161045	MGOMANZI SENIOR SECONDARY SCHOOL	3	20.6	31.4	32.8	19	39.1	0	23.3
	FORT BEAUFORT	200200120	4171004	DILIZINTABA SENIOR SECONDARY SCHOOL	2	5.3	37.5	33.3	0	39.3	0	20.0
	FORT BEAUFORT	200200928	4171042	ZANOBUZWE SENIOR SECONDARY SCHOOL	3	8.3	13.6	36.8	0	36.8	0	10.0
	KING WILLIAMS TOWN	200201011	4191127	MASIHLANGANE SENIOR SECONDARY SCHOOL	3	32.3	35.6	36.6	0	20.0	0	20.8
	PORT ELIZABETH	200100769	4221070	TAMSANQA SECONDARY SCHOOL	3	23.9	20.4	22.5	26	25.4	56	15.9
	UITENHAGE	200100529	4231017	MOSES MADIBA SENIOR SECONDARY SCHOOL	3	22.2	31.0	31.6	0	39.3	24	28.3
	UITENHAGE	200100772	4231031	THANDUXOLO SENIOR SECONDARY SCHOOL	3	20.0	21.6	35.1	14	22.4	9	30.0
KWAZULU-NATAL	UMKHANYAKUDE	500250083	5111242	PHUNGAZA H	1	35.3	31.6	33.3	120	23.7	0	37.4
	ZULULAND	500303104	5112532	ONGANE COMBINED	1	35.7	36.4	35.3	0	28.6	1	38.9
	UTHUNGULU	500248862	5113339	PHINDIZWE H	1	28.8	39.6	8.3	0	19.0	3	12.5
	UMZINYATHI	500414363	5212209	DUMAPHANSI JS	1	4.7	34.8	32.4	7	4.6	72	13.2
	UMZINYATHI	500184112	5212240	KWAZENZELE H	1	37.2	27.1	19.5	0	18.0	5	21.7
	UMGUNGUND-LOVU	500122914	5311208	DOORNKLOOF COMBINED	3	31.8	34.4	22.7	9	19.4	8	25.0
	UMGUNGUND-LOVU	500492840	5311336	ISIBANI ACADEMY	99	15.9	31.7	31.9	0	33.9	0	34.0
	UMLAZI	500442631	5411243	AFRICAN VISION S	99	26.7	18.8	19.2	0	19.0	2	17.5
	UMLAZI	500442853	5411247	SEASON'S ACADEMY	99	30.6	35.0	37.5	0	32.9	58	13.5
	ILEMBE	500273356	5413126	SOMSHOKO S	3	17.9	25.5	3.2	3	18.2	7	23.1
	ILEMBE	500218411	5413319	MSHIYANE H	1	36.8	26.5	4.0	4	7.5	0	9.5

LIMPOPO	WATERBERG	921111078	7144169	SETHULA SECONDARY	2	15.4	11.8	0.0	0	7.1	12	29.4
	CAPRICORN	922250027	7221159	ALAPHA SECONDARY	1	0.0	33.3	25.0	12	31.3	7	25.0
	CAPRICORN	922251778	7225118	MAKOBATENG SECONDARY	2	8.5	31.6	33.3	9	27.8	0	12.1
	CAPRICORN	922220095	7254102	BOTSIKANA SECONDARY	2	18.3	29.9	19.6	0	9.4	0	20.0
	VHEMBE	930351704	7351903	HAGGAI PRIVATE COMBINED	99	11.1	13.3	26.7	12	31.8	10	38.1
	GREATER SEKHUKHUNE	925610292	7614131	NAKA MMAKGOMO SECONDARY	1	9.1	15.4	30.0	2	0.0	5	33.3
	GREATER SEKHUKHUNE	925621148	7621162	TAUNG HIGH	1	22.6	14.9	18.8	52	14.1	27	11.3
	GREATER SEKHUKHUNE	924650771	7631134	ZENZELENI SENIOR SECONDARY	1	28.6	36.0	27.6	0	25.0	0	23.1
	GREATER SEKHUKHUNE	924650627	7631139	LOBOLI SECONDARY	1	38.0	28.8	21.7	0	26.2	26	31.9
	GREATER SEKHUKHUNE	924650238	7634123	NALEDI-YA-MESO SECONDARY	1	18.8	26.9	21.1	9	17.1	27	30.4
	GREATER SEKHUKHUNE	924650979	7635145	MOKGOMA MATLALA SECONDARY	2	31.6	26.3	7.4	0	7.5	4	25.0
	GREATER SEKHUKHUNE	924640836	7654115	MAHLABA SECONDARY	1	12.1	29.2	10.0	0	7.7	0	3.8
	GREATER SEKHUKHUNE	996606531	7671107	LERIANA SENIOR SECONDARY SCHOOL	2	26.5	21.4	17.5	0	36.4	0	26.4

## Schools that performed below 40% over a five year period

Province Name	No of schools
EASTERN CAPE	14
KWAZULU-NATAL	11
LIMPOPO	13
<b>National</b>	<b>38</b>

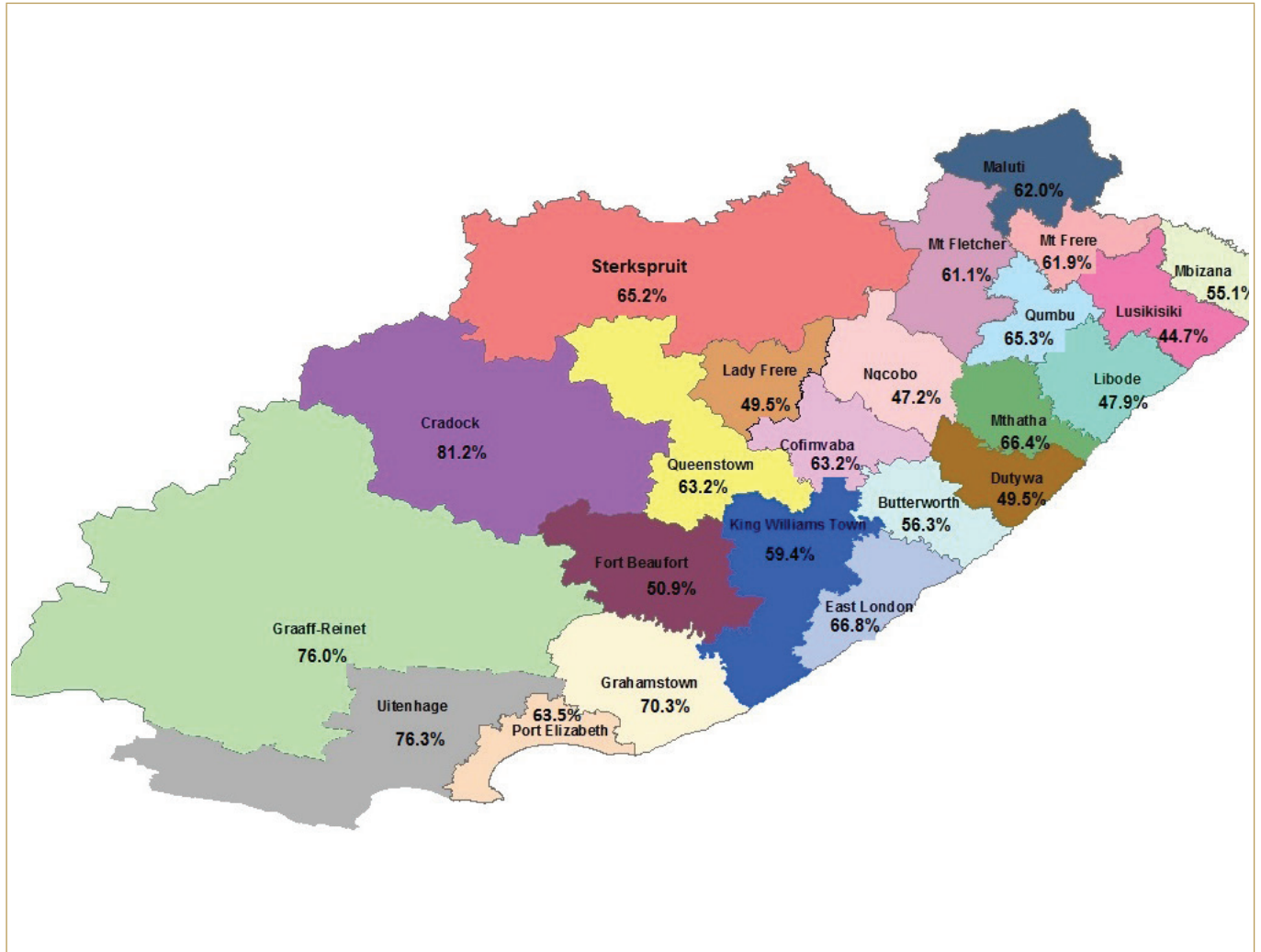
## 7. PROVINCIAL PASS RATE IN 2016





## 8. INDIVIDUAL SCHOOL RESULTS PER PROVINCE IN 2016

### Eastern Cape



District Name	EMIS No	Centre No	Centre Name	Quintile	2014			2015			2016				
					Wrote	Achieved	% Achieved	No Progressed	Wrote	Achieved	% Achieved	No Progressed	Wrote	Achieved	% Achieved
BUTTERWORTH	200300003	4161001	AMABELE SENIOR SECONDARY SCHOOL	1	37	14	37.8	0	38	29	76.3	12	51	36	70.6
	200300869	4161002	BETHEL COLLEGE HIGH SCHOOL	99	59	42	71.2	3	46	31	67.4	0	34	24	70.6
	200300024	4161003	BLYTHSWOOD INSTITUTION	3	80	50	62.5	12	81	34	42.0	7	101	59	58.4
	200300033	4161048	BONGOLETHU SENIOR SECONDARY SCHOOL	2	26	13	50.0	2	35	11	31.4	0	24	9	37.5
	200300741	4161037	BUTTERWORTH HIGH SCHOOL	4	81	61	75.3	4	85	78	91.8	0	84	77	91.7
	200300879	4162019	BUTTERWORTH REVIVAL CHRISTIAN SCHOOL	2			0.0					0	23	19	82.6
	200300053	4161004	CUNNINGHAM SENIOR SECONSARY SCHOOL	3	61	22	36.1	13	51	27	52.9	0	64	35	54.7
	200300057	4161005	DALUHLANGA SENIOR SECONDARY SCHOOL	2	83	47	56.6	0	69	33	47.8	0	89	40	44.9
	200300071	4161042	DONDASHE SENIOR SECONDARY SCHOOL	1	87	60	69.0	6	87	42	48.3	0	58	38	65.5
	200300870	4161007	ELUKHANYISWENI COLLEGE	99	39	14	35.9	4	25	10	40.0	0	11	8	72.7
	200300873	4162021	EMMANUEL JUNIOR SCHOOL		12	9	75.0	16	29	18	62.1	0	41	31	75.6
	200300788	4161009	EZINGCUKA SENIOR SECONDARY SCHOOL	1	157	105	66.9	2	171	31	18.1	0	143	50	35.0
	200300744	4161008	EZINGQAYI SENIOR SECONDARY SCHOOL	2	64	39	60.9	0	109	66	60.6	0	125	65	52.0
	200300093	4161010	EZIZWENI SENIOR SECONDARY SCHOOL	2	81	43	53.1	0	84	38	45.2	0	108	51	47.2
	200300787	4161011	GOBE COMMERCIAL SCHOOL	2	66	55	83.3	0	114	100	87.7	0	81	70	86.4
	200300123	4161012	GWADANA SENIOR SECONDARY SCHOOL	2	24	13	54.2	1	50	13	26.0	0	43	17	39.5
	200300124	4161013	GWELANE SENIOR SECONDARY SCHOOL	1	76	39	51.3	0	60	34	56.7	0	57	23	40.4
	200300149	4161014	ISOLOMZI SENIOR SECONDARY SCHOOL	1	44	39	88.6	0	55	46	83.6	0	64	62	96.9
	200300723	4161038	JJ NJEZA SENIOR SECONDARY SCHOOL	1	101	52	51.5	2	102	66	64.7	0	91	54	59.3
	200300165	4161043	JONGABANTU SENIOR SECONDARY SCHOOL	2	93	23	24.7	0	49	28	57.1	0	41	23	56.1
200300169	4161044	JONGILIZWE SENIOR SECONDARY SCHOOL	3	51	38	74.5	1	43	25	58.1	0	47	28	59.6	
200300189	4161015	KRAZUKILE SENIOR SECONDARY SCHOOL	1	55	29	52.7	5	74	29	39.2	0	44	24	54.5	

District Name	EMIS No	Centre No	Centre Name	Quintile	2014			2015			2016				
					Wrote	Achieved	% Achieved	No Progressed	Wrote	Achieved	% Achieved	No Progressed	Wrote	Achieved	% Achieved
BUTTERWORTH	200300198	4161016	KWANTOZONKE SENIOR SECONDARY SCHOOL	3	49	12	24.5	1	53	26	49.1	0	43	17	39.5
	200300782	4161017	LAMPLOUGH SENIOR SECONDARY SCHOOL	3	101	88	87.1	9	114	96	84.2	0	121	104	86.0
	200300256	4161018	MABOBOTI S.S.S.	1	22	11	50.0	0	24	13	54.2	0	39	16	41.0
	200300258	4161019	MACIBE SENIOR SECONDARY SCHOOL	2	53	39	73.6	4	86	56	65.1	0	106	49	46.2
	200300846	4161039	MENTE SENIOR SECONDARY SCHOOL	1	62	56	90.3	1	118	98	83.1	0	173	73	42.2
	200300329	4161045	MGOMANZI SENIOR SECONDARY SCHOOL	3	58	19	32.8	19	69	27	39.1	0	43	10	23.3
	200300381	4161020	MSOBOMVU SENIOR SECONDARY SCHOOL	3	358	170	47.5	3	273	216	79.1	0	207	136	65.7
	200300383	4161021	MTAWELANGA SENIOR SECONDARY SCHOOL	2	63	20	31.7	2	108	32	29.6	0	77	21	27.3
	200300382	4161022	MTEBELE SENIOR SECONDARY SCHOOL	2	104	34	32.7	10	183	57	31.1	0	110	46	41.8
	200300778	4161023	NCEDISIZWE SENIOR SECONDARY SCHOOL	1	66	39	59.1	7	112	54	48.2	0	99	37	37.4
	200300420	4161024	NDABANKULU SENIOR SECONDARY SCHOOL	3	164	126	76.8	2	190	123	64.7	0	184	129	70.1
	200300443	4161051	NGUBESIZWE SENIOR SECONDARY SCHOOL				0.0	0	19	11	57.9	0	29	13	44.8
	200300472	4161025	NOLITHA COMPREHENSIVE TECHNICAL SCHOOL	3	72	39	54.2	2	131	66	50.4	0	59	29	49.2
	200300434	4161026	NOMAHEYA SENIOR SECONDARY SCHOOL	3	125	36	28.8	9	130	41	31.5	0	123	43	35.0
	200300488	4161040	NONDWE SENIOR SECONDARY SECONDARY	1	19	12	63.2	4	28	11	39.3	0	41	14	34.1
	200300533	4161041	PAKAMANI SENIOR SECONDARY SCHOOL	3	149	133	89.3	3	212	148	69.8	0	167	133	79.6
	200300790	4161027	QOMBOLO SENIOR SECONDARY SCHOOL	1	54	29	53.7	2	54	32	59.3	0	29	17	58.6
	200300574	4161028	SIYABULELA SENIOR SECONDARY SCHOOL	3	47	14	29.8	9	42	24	57.1	0	45	16	35.6
	200300823	4161029	SOPHAKAMA SENIOR SECONDARY SCHOOL	2	18	16	88.9	2	39	16	41.0	0	46	17	37.0
	200300587	4161046	TANGA SENIOR SECONDARY SCHOOL	3	24	23	95.8	3	79	46	58.2	1	87	59	67.8
	200300614	4161030	TYALI SENIOR SECONDARY SCHOOL	1	99	52	52.5	28	147	37	25.2	0	92	43	46.7
	200300646	4161031	VULI-VALLEY SENIOR SECONDARY SCHOOL	4	154	82	53.2	1	131	90	68.7	0	120	82	68.3
	200300650	4161032	VULUHLANGA SENIOR SECONDARY SCHOOL	2	40	30	75.0	0	48	40	83.3	0	48	38	79.2
	200300663	4161033	XILINXA SENIOR SECONDARY SCHOOL	2	64	43	67.2	16	79	41	51.9	0	58	26	44.8
200300677	4161034	ZANEWONGA SENIOR SECONDARY SCHOOL	1	49	25	51.0	0	76	37	48.7	0	64	49	76.6	

District Name	EMIS No	Centre No	Centre Name	Quintile	2014			2015			2016				
					Wrote	Achieved	% Achieved	No Progressed	Wrote	Achieved	% Achieved	No Progressed	Wrote	Achieved	% Achieved
BUTTERWORTH	200300683	4161047	ZAZULWANA SENIOR SECONDARY SCHOOL	3	32	25	78.1	7	31	21	67.7	0	34	24	70.6
	200300702	4161035	ZWELANDILE SENIOR SECONDARY SCHOOL	3	56	30	53.6	0	82	42	51.2	0	97	38	39.2
	200300709	4161036	ZWELIWELILE SENIOR SECONDARY SCHOOL	3	104	42	40.4	1	118	28	23.7	0	95	51	53.7
COFIMVABA	200600003	4141001	A.M.ZANTSI SENIOR SECONDARY SCHOOL	1	55	54	98.2	4	64	53	82.8	26	58	49	84.5
	200601046	4141002	ARTHUR MFEBE SENIOR SECONDARY SCHOOL	2	44	23	52.3	19	69	32	46.4	54	68	38	55.9
	200601077	4141029	BUBELE SENIOR SECONDARY SCHOOL	1	11	7	63.6	2	15	1	6.7	7	17	3	17.6
	200600109	4141003	COFIMVABA SENIOR SECONDARY SCHOOL	3	154	136	88.3	4	208	200	96.2	25	257	237	92.2
	200600556	4091018	CRADOCK PRISON	3	5	0	0.0	0	5	3	60.0	0	5	5	100.0
	200601092	4141005	DALIWONGA HIGH SCHOOL	2	102	65	63.7	17	109	72	66.1	30	133	94	70.7
	200600195	4141030	FALO SENIOR SECONDARY SCHOOL	2	102	43	42.2	3	83	50	60.2	0	65	41	63.1
	200300111	4141006	GOBINAMBA SENIOR SECONDARY SCHOOL	3	41	30	73.2	13	73	33	45.2	11	54	30	55.6
	200601112	4141031	HALA SENIOR SECONDARY SCHOOL	1	24	18	75.0	0	32	17	53.1	12	27	11	40.7
	200601031	4141007	ISIKHOBANOMBEWU TECH S.S.	2	54	32	59.3	16	71	34	47.9	32	77	16	20.8
	200300804	4141032	JONGIZIZWE NKWENKWEZI SENIOR SECONDARY SCHOOL	2	30	14	46.7	3	29	15	51.7	7	37	18	48.6
	200600335	4141009	KHWAZA SENIOR SECONDARY SCHOOL	1	58	27	46.6	4	68	28	41.2	59	43	17	39.5
	200300207	4141010	LANGALETHU SENIOR SECONDARY SCHOOL	1	13	9	69.2	0	16	6	37.5	3	10	4	40.0
	200601032	4141011	LOWER SEPLAN SENIOR SECONDARY SCHOOL	1	13	1	7.7	0	24	7	29.2	8	13	3	23.1
	200300279	4141013	MANGELENGELE	2	54	44	81.5	6	67	51	76.1	0	79	58	73.4
	200600456	4141014	MAZIBUKO SENIOR SECONDARY SCHOOL	1	39	34	87.2	0	62	15	24.2	34	38	25	65.8
	200300343	4141015	MIDDLE ZOLO SENIOR SECONDARY SCHOOL	3	12	5	41.7	0	11	1	9.1	6	8	0	0.0
	200601096	4141016	MTETUVUMILE	1	52	27	51.9	0	118	37	31.4	60	110	24	21.8
	200601139	4141027	MZIMVUBU SENIOR SECONDARY SCHOOL	1	51	28	54.9	8	74	29	39.2	20	47	8	17.0
	200600552	4141018	NCUNCUZO SENIOR SECONDARY SCHOOL	2	139	103	74.1	40	116	61	52.6	40	83	65	78.3
200300845	4141019	NDYEBO-NTSALUBA SENIOR SECONDARY SCHOOL	1	51	40	78.4	0	69	65	94.2	0	73	63	86.3	
200601047	4141028	SABATA SENIOR SECONDARY SCHOOL	1	61	35	57.4	0	52	29	55.8	25	50	15	30.0	

District Name	EMIS No	Centre No	Centre Name	Quintile	2014			2015			2016				
					Wrote	Achieved	% Achieved	No Progressed	Wrote	Achieved	% Achieved	No Progressed	Wrote	Achieved	% Achieved
COFIMVABA	200600756	4141021	SIYABALALA SENIOR SECONDARY SCHOOL	1	70	31	44.3	2	39	9	23.1	19	28	11	39.3
	200600987	4141022	ST. JAMES SENIOR SECONDARY SCHOOL	3	176	173	98.3	0	206	201	97.6	0	263	230	87.5
	200300612	4141023	TSOMO SENIOR SECONDARY SCHOOL	3	108	69	63.9	17	128	89	69.5	59	147	67	45.6
	200601045	4141025	ZWELANDILE SENIOR SECONDARY SCHOOL	2	61	20	32.8	0	56	14	25.0	45	47	26	55.3
	200300711	4141026	ZWELIXOLILE SENIOR SECONDARY SCHOOL	2	18	9	50.0	0	12	9	75.0	0	20	17	85.0
CRADOCK	200600117	4091001	CRADOCK HIGH SCHOOL	5	88	81	92.0	1	85	84	98.8	3	98	98	100.0
	200600162	4091002	EKUPHUMLENI SENIOR SECONDARY SCHOOL	3	24	18	75.0	0	44	32	72.7	25	47	36	76.6
	200600288	4091003	IKWEZI SENIOR SECONDARY SCHOOL	2	54	21	38.9	0	47	18	38.3	33	32	16	50.0
	200600229	4091004	INYATHI HIGH SCHOOL	3	65	49	75.4	0	77	65	84.4	34	95	83	87.4
	200600304	4091005	J.A CALATA SENIOR SECONDARY SCHOOL	3	66	56	84.8	51	143	102	71.3	27	97	81	83.5
	200600345	4091006	KOPANO SENIOR SECONDARY SCHOOL	3	20	17	85.0	0	35	15	42.9	0	27	18	66.7
	200600265	4091007	MARLOW AGRICULTURAL HIGH SCHOOL	3	45	44	97.8	1	45	44	97.8	0	34	34	100.0
	200600453	4091017	MATTHEW GONIWE COMPREHENSIVE SCHOOL	3	24	16	66.7	29	59	27	45.8	22	27	11	40.7
	200600458	4091008	MBEKWENI HIGH SCHOOL	2	25	24	96.0	0	39	23	59.0	13	30	25	83.3
	200600482	4091009	MICHAUSDAL SENIOR SECONDARY SCHOOL	3	60	57	95.0	15	110	97	88.2	10	85	65	76.5
	200600483	4091010	MIDDELBURG HIGH SCHOOL	4	33	32	97.0	0	37	36	97.3	1	35	35	100.0
	200600484	4091011	MIDDELLAND SENIOR SECONDARY SCHOOL	3	69	64	92.8	44	121	90	74.4	28	88	69	78.4
	200600969	4091012	PHAKAMA HOFMEYR HIGH SCHOOL	3	12	8	66.7	2	48	10	20.8	23	36	20	55.6
	200600705	4091013	RAYMOND MHLABA SENIOR SECONDARY SCHOOL	3	42	26	61.9	0	24	20	83.3	8	33	24	72.7
	200600761	4091014	SIZAMILE SENIOR SECONDARY SCHOOL	3	22	22	100.0	0	27	20	74.1	0	14	12	85.7
	200600819	4091015	TARKASTAD HIGH SCHOOL	4	15	15	100.0	0	26	26	100.0	0	16	16	100.0
	200600936	4091016	ZANABANTU HIGH SCHOOL	3	21	18	85.7	7	32	7	21.9	0	16	14	87.5
DUTYWA	200300008	4151001	BADI SENIOR SECONDARY SCHOOL	2	90	71	78.9	3	145	75	51.7	32	107	64	59.8
	200300011	4151002	BASHEE SENIOR SECONDARY SCHOOL	1	80	43	53.8	8	135	77	57.0	13	189	76	40.2
	200300028	4151003	BOMELA SENIOR SECONDARY SCHOOL	2	51	19	37.3	7	77	35	45.5	44	49	32	65.3

District Name	EMIS No	Centre No	Centre Name	Quintile	2014			2015			2016				
					Wrote	Achieved	% Achieved	No Progressed	Wrote	Achieved	% Achieved	No Progressed	Wrote	Achieved	% Achieved
DUTYWA	200300831	4151004	BONKOLO SENIOR SECONDARY SCHOOL	3	69	30	43.5	1	82	37	45.1	10	130	65	50.0
	200300051	4151005	COLOSA SENIOR SECONDARY SCHOOL	2	143	94	65.7	26	224	101	45.1	48	238	94	39.5
	200300836	4151006	DINIZULU SENIOR SECONDARY SCHOOL	2	37	29	78.4	4	94	34	36.2	29	79	45	57.0
	200300875	4151038	DUMALISILE COMPREHENSIVE HIGH SCHOOL	1	96	65	67.7	2	50	28	56.0	22	117	46	39.3
	200400149	4151007	ELLIOTDALE TECH	3	117	74	63.2	6	123	75	61.0	31	124	88	71.0
	200300086	4151008	ENOCH MAMBA SNR S	1	63	25	39.7	0	82	28	34.1	24	117	47	40.2
	200401413	4152009	EXECUTIVE ACADEMY	99	368	209	56.8	1	470	301	64.0	0	338	250	74.0
	200300100	4151010	FORT MALAN SENIOR SECONDARY SCHOOL	2	51	39	76.5	12	114	59	51.8	40	99	48	48.5
	200400194	4151011	GANIZULU SENIOR SECONDARY SCHOOL	1	78	38	48.7	3	139	83	59.7	35	138	108	78.3
	200400250	4151012	GWEBITYALA SENIOR SECONDARY SCHOOL	1	64	22	34.4	1	92	42	45.7	0	168	95	56.5
	200401414	4152013	IDUTYWA SCHOOL OF EXCELLENCE	99	183	77	42.1	0	191	114	59.7	5	237	158	66.7
	200400280	4151014	JALAMBA SENIOR SECONDARY SCHOOL	3	13	9	69.2	8	86	44	51.2	14	81	37	45.7
	200300168	4151015	JONGILANGA SENIOR SECONDARY SCHOOL	1	41	14	34.1	28	56	13	23.2	31	55	29	52.7
	200300153	4151016	JS SKENJANA SENIOR SECONDARY SCHOOL	3	225	201	89.3	35	261	195	74.7	56	224	177	79.0
	200300202	4151017	LM MALGAS SENIOR SECONDARY SCHOOL	2	31	17	54.8	1	71	22	31.0	8	73	10	13.7
	200300857	4151019	LUKHOZANA SENIOR SECONDARY SCHOOL	2	13	7	53.8	0	17	4	23.5	14	12	1	8.3
	200300850	4151020	LURWAYIZO SENIOR SECONDARY SCHOOL	1	13	5	38.5	0	19	7	36.8	3	17	12	70.6
	200300295	4151021	MATHUMBU SENIOR SECONDARY SCHOOL	1			0.0	1	75	9	12.0	1	92	15	16.3
	200300801	4151022	MAZIZINI SENIOR SECONDARY SCHOOL	2	52	41	78.8	1	97	41	42.3	5	109	54	49.5
	200300314	4151042	MDENI SENIOR SECONDARY SCHOOL	1	84	64	76.2	0	104	38	36.5	4	157	59	37.6
	200300868	4152023	MIDA SCHOOL	99	105	84	80.0	0	100	66	66.0	0	138	108	78.3
	200300780	4151024	MPOZOLO SENIOR SECONDARY SCHOOL	1	33	14	42.4	3	39	24	61.5	36	40	19	47.5
	200400734	4151025	NGANGOLWANDLE SENIOR SENIOR SECONDARY	1	331	230	69.5	8	648	415	64.0	72	707	200	28.3
	200300433	4151026	NGCINGWANE TECH S.S.S.	3	102	65	63.7	30	131	77	58.8	30	206	55	26.7
200300449	4151027	NGWENZE SENIOR SENIOR SECONDARY SCHOOL	2	121	53	43.8	12	155	76	49.0	1	169	104	61.5	



District Name	EMIS No	Centre No	Centre Name	Quintile	2014			2015			2016				
					Wrote	Achieved	% Achieved	No Progressed	Wrote	Achieved	% Achieved	No Progressed	Wrote	Achieved	% Achieved
DUTYWA	200400808	4151028	NOBANGILE SENIOR SECONDARY SCHOOL	1	67	26	38.8	6	103	59	57.3	21	73	44	60.3
	200300503	4151037	NQABARA SENIOR SECONDARY SCHOOL	1	101	53	52.5	0	201	104	51.7	24	213	121	56.8
	200300832	4151030	NQABISILE SENIOR SECONDARY SCHOOL	1	23	9	39.1	4	56	18	32.1	0	18	3	16.7
	400200819	4193096	ST. THOMAS FOR THE DEAF	99	12	1	8.3	0	12	0	0.0	0	14	2	14.3
	200300627	4151031	UPPER GWADU SENIOR SECONDARY SCHOOL	2	50	37	74.0	5	49	27	55.1	1	60	40	66.7
	200300719	4151032	VULINGCOBO SENIOR SECONDARY SCHOOL	1	84	51	60.7	6	99	70	70.7	31	89	49	55.1
	200300764	4151033	WILLOVALE SENIOR SECONDARY SCHOOL	3	79	31	39.2	21	71	28	39.4	40	68	38	55.9
	200300666	4151034	XOLILIZWE SENIOR SECONDARY SCHOOL	2	172	74	43.0	26	172	25	14.5	16	182	48	26.4
	200401208	4151035	ZWELENQABA SENIOR SECONDARY SCHOOL	1	72	24	33.3	6	194	70	36.1	24	155	64	41.3
	200300703	4151036	ZWELIDUMILE SENIOR SECONDARY SCHOOL	1	100	33	33.0	6	78	42	53.8	32	88	50	56.8
EAST LONDON	200200091	4182001	ACCORD BUSINESS ACADEMY	99	21	10	47.6	5	31	11	35.5	0	24	5	20.8
	200200009	4182002	ALPHENDALE SECONDARY SCHOOL	4	117	97	82.9	26	190	160	84.2	31	136	107	78.7
	200201004	4182003	ALTHORPE COLLEGE	99	67	41	61.2	10	86	41	47.7	0	61	35	57.4
	200200035	4181004	BEACONHURST SCHOOL	5	47	47	100.0	0	62	62	100.0	0	54	54	100.0
	200201048	4181005	BHONGOLETHU SENIOR SECONDARY SCHOOL	2	50	39	78.0	33	72	45	62.5	0	79	50	63.3
	200200072	4181006	BLYLETTS COMBINED SCHOOL	2	130	110	84.6	16	138	110	79.7	21	108	76	70.4
	200200060	4181007	BUCHULE TECHNICAL HIGH SCHOOL	3	43	27	62.8	66	109	31	28.4	34	29	23	79.3
	200200075	4181008	CAMBRIDGE HIGH SCHOOL	5	176	175	99.4	0	208	208	100.0	0	177	177	100.0
	200300874	4182090	CANNAN ACADEMY	99	24	11	45.8	1	36	26	72.2	1	49	37	75.5
	200201069	4182088	CENTRE OF EXCELLENCE	99	74	56	75.7	8	81	60	74.1	0	147	114	77.6
	200200088	4181009	CLARENDON GIRLS HIGH SCHOOL	5	147	147	100.0	0	141	141	100.0	0	143	143	100.0
	200200111	4181011	DAVID MAMA HIGH SCHOOL	3	90	58	64.4	5	99	81	81.8	23	102	84	82.4
	200201035	4181012	EAST LONDON SCIENCE COLLEGE	99	62	62	100.0	3	72	63	87.5	3	64	60	93.8
	200200139	4181052	EAST LONDON SECONDARY SCHOOL	4	53	50	94.3	15	100	79	79.0	1	62	54	87.1
	200200141	4181013	EBENZER MAJOMBOZI HIGH SCHOOL	3	126	115	91.3	72	193	114	59.1	81	176	122	69.3
200200168	4181053	ERIC MNTONGA HIGH SCHOOL	3	46	18	39.1	19	43	15	34.9	22	32	23	71.9	



District Name	EMIS No	Centre No	Centre Name	Quintile	2014			2015			2016				
					Wrote	Achieved	% Achieved	No Progressed	Wrote	Achieved	% Achieved	No Progressed	Wrote	Achieved	% Achieved
EAST LONDON	200200191	4181014	FUNIWE SENIOR SECONDARY SCHOOL	2	68	61	89.7	14	62	43	69.4	16	66	32	48.5
	200200203	4181015	GEORGE RANDELL HIGH SCHOOL	5	74	72	97.3	2	89	88	98.9	0	70	70	100.0
	200201018	4181090	GONUBIE HIGH SCHOOL	4	80	77	96.3	4	83	83	100.0	0	62	59	95.2
	200200990	4181054	GOODHOPE SENIOR SECONDARY SCHOOL	2	51	25	49.0	1	52	16	30.8	0	109	12	11.0
	200200220	4181055	GREENPOINT SECONDARY SCHOOL	4	87	68	78.2	12	112	102	91.1	1	120	107	89.2
	200200253	4181016	GRENS HIGH SCHOOL	5	113	113	100.0	3	111	111	100.0	0	109	107	98.2
	200200227	4181017	GWABA COMBINED SCHOOL	3	34	19	55.9	8	37	17	45.9	0	27	6	22.2
	200200248	4181019	HLOKOMA HIGH SCHOOL	3	76	69	90.8	7	71	40	56.3	25	40	32	80.0
	200200251	4181020	HLUMANI HIGH SCHOOL	3	64	37	57.8	17	88	33	37.5	7	88	19	21.6
	200200260	4181021	HUDSON PARK HIGH SCHOOL	5	222	222	100.0	1	212	210	99.1	0	213	212	99.5
	200200985	4181056	INKWENKWEZI HIGH SCHOOL	3	43	27	62.8	0	60	16	26.7	0	42	21	50.0
	200200455	4181022	J F MATI SENIOR SECONDARY SCHOOL	3	44	24	54.5	25	65	23	35.4	27	32	14	43.8
	200200292	4181057	JOHN BISSEKER SECONDARY SCHOOL	4	121	107	88.4	38	227	128	56.4	3	204	154	75.5
	200200294	4181058	JONGILANGA HIGH SCHOOL	2	37	14	37.8	1	32	11	34.4	0	28	13	46.4
	200200296	4181059	JONGUHLANGA SENIOR SECONDARY SCHOOL	3	10	5	50.0	0	15	10	66.7	2	37	15	40.5
	200200314	4181060	KHULANI COMMERCIAL HIGH SCHOOL	3	149	121	81.2	2	115	96	83.5	28	164	133	81.1
	200200333	4181024	KUSILE COMPREHENSIVE SCHOOL	3	127	92	72.4	70	205	93	45.4	26	118	84	71.2
	200200342	4181061	KWENXURA SENIOR SECONDARY SCHOOL	1	41	21	51.2	13	57	24	42.1	17	51	24	47.1
	200200359	4181026	LILYFONTEIN SCHOOL	5	26	26	100.0	0	27	27	100.0	0	26	26	100.0
	200200362	4181025	LINGELETHU SENIOR SECONDARY SCHOOL	2	89	37	41.6	27	99	37	37.4	14	94	37	39.4
	200200371	4181062	LOYISO SENIOR SECONDARY SCHOOL	3	45	28	62.2	45	102	25	24.5	4	42	24	57.1
	200200379	4181063	LUMKO HIGH SCHOOL	3	84	66	78.6	3	114	84	73.7	55	112	72	64.3
	200200437	4181027	MASIXOLE HIGH SCHOOL	3	62	39	62.9	16	94	38	40.4	12	88	44	50.0
	200200483	4181028	MIZAMO SENIOR SECONDARY SCHOOL	3	60	25	41.7	4	89	54	60.7	0	88	55	62.5
	200200495	4181029	MOSES MABHIDA SENIOR SECONDARY SCHOOL	3	36	22	61.1	6	37	23	62.2	0	22	20	90.9
	200200504	4181030	MSOBOMVU HIGH SCHOOL	2	10	3	30.0	3	18	2	11.1	0	4	0	0.0
200200521	4181091	MZAMOWETHU PUBLIC SCHOOL	3	39	22	56.4	3	54	33	61.1	14	60	27	45.0	

District Name	EMIS No	Centre No	Centre Name	Quintile	2014			2015			2016				
					Wrote	Achieved	% Achieved	No Progressed	Wrote	Achieved	% Achieved	No Progressed	Wrote	Achieved	% Achieved
EAST LONDON	200200527	4181065	MZOKHANYO HIGH SCHOOL	3	62	37	59.7	58	130	54	41.5	68	110	44	40.0
	200200528	4181066	MZOMHLE SENIOR SECONDARY SCHOOL	3	83	51	61.4	35	121	77	63.6	0	136	60	44.1
	200201049	4181031	MZWINI SENIOR SECONDARY SCHOOL	2	14	6	42.9	15	25	5	20.0	26	15	9	60.0
	200200574	4181067	NGWENYATHI HIGH SCHOOL	3	57	50	87.7	0	91	56	61.5	24	81	55	67.9
	200200619	4181032	NONCEDO COMBINED SCHOOL	3	24	13	54.2	8	34	17	50.0	9	24	17	70.8
	200200639	4181068	NOWAWE HIGH SCHOOL	3	26	11	42.3	0	74	17	23.0	14	61	24	39.3
	200200658	4181033	NTSOKOTHA SENIOR SECONDARY SCHOOL	3	39	29	74.4	16	47	18	38.3	0	73	33	45.2
	200200664	4181034	NYAMEKO HIGH SCHOOL	3	158	128	81.0	26	127	103	81.1	0	107	89	83.2
	200200996	4182035	OXFORD COLLEGE	99	16	7	43.8	3	12	2	16.7	2	8	2	25.0
	200200688	4181036	PHILEMON NGCELWANE HIGH SCHOOL	3	78	56	71.8	2	93	73	78.5	9	136	89	65.4
	200200699	4181037	PORT REX TECHNICAL HIGH	5	96	77	80.2	14	94	75	79.8	9	78	53	67.9
	200200707	4181069	QAQAMBA SENIOR SECONDARY SCHOOL	3	50	40	80.0	92	111	19	17.1	61	64	39	60.9
	200200988	4181038	QHAMANI SENIOR SECONDARY SCHOOL	3	13	12	92.3	0	11	8	72.7	12	43	14	32.6
	200200714	4181070	QHASANA SENIOR SECONDARY SCHOOL	3	45	28	62.2	7	55	10	18.2	15	70	8	11.4
	200200737	4181071	S E K MQHAYI HIGH SCHOOL	3	34	27	79.4	41	57	14	24.6	0	24	13	54.2
	200201033	4181088	SAKHIKAMVA HIGH SCHOOL	3	65	30	46.2	26	61	18	29.5	20	39	25	64.1
	200200742	4181072	SAKHISIZWE HIGH SCHOOL	3	53	39	73.6	17	62	41	66.1	17	112	86	76.8
	200200748	4181039	SANDISIWE HIGH SCHOOL	3	107	66	61.7	19	135	70	51.9	24	70	62	88.6
	200200705	4181040	SELBORNE COLLEGE BOYS HIGH	2	142	141	99.3	0	147	147	100.0	0	139	139	100.0
	200200765	4181041	SIKHULULE HIGH SCHOOL	3	76	41	53.9	38	129	65	50.4	15	118	49	41.5
	200200767	4181073	SILIMELA HIGH SCHOOL	3	38	25	65.8	20	83	23	27.7	6	52	19	36.5
	200200774	4181074	SINETHEMBA SENIOR SECONDARY SCHOOL	3	75	43	57.3	10	86	20	23.3	0	46	14	30.4
	200200775	4181042	SINIKIWE HIGH SCHOOL	3	37	27	73.0	8	28	14	50.0	3	28	20	71.4
	200200778	4181075	SINOVUYO HIGH SCHOOL	3	48	17	35.4	32	61	16	26.2	17	30	16	53.3
	200201002	4181076	SIYAZAKHA SECONDARY SCHOOL	3	32	17	53.1	12	40	13	32.5	0	32	14	43.8
	200200802	4181077	SOLOMON MAHLANGU SENIOR SECONDARY SCHOOL	3	61	29	47.5	27	74	31	41.9	44	76	31	40.8
	200201050	4181045	SOPHATHISANA SENIOR SECONDARY SCHOOL	3	87	63	72.4	19	130	74	56.9	6	178	127	71.3

District Name	EMIS No	Centre No	Centre Name	Quintile	2014			2015			2016				
					Wrote	Achieved	% Achieved	No Progressed	Wrote	Achieved	% Achieved	No Progressed	Wrote	Achieved	% Achieved
EAST LONDON	200200822	4181078	STIRLING HIGH SCHOOL	5	199	199	100.0	2	219	218	99.5	1	217	216	99.5
	200200857	4181079	TSHOLOMNQA HIGH SCHOOL	2	92	60	65.2	22	149	57	38.3	50	126	46	36.5
	200200872	4181046	ULWAZI HIGH SCHOOL	3	47	43	91.5	0	78	78	100.0	17	83	79	95.2
	200200874	4181080	UMTIZA HIGH SCHOOL	3	105	58	55.2	51	105	58	55.2	0	125	64	51.2
	200200876	4181081	UMZUVUKILE HIGH SCHOOL	2	34	25	73.5	28	56	16	28.6	16	38	21	55.3
	200201047	4181047	UNATHI SECONDARY SCHOOL	3	95	81	85.3	51	134	93	69.4	19	103	75	72.8
	200200881	4181082	UVIWE SENIOR SECONDARY SCHOOL	3	76	66	86.8	29	52	36	69.2	26	67	58	86.6
	200200887	4181048	VULAMAZIBUKO HIGH SCHOOL	3	110	78	70.9	13	108	70	64.8	0	121	84	69.4
	200200901	4181050	WESTBANK BANK HIGH SCHOOL	5	72	71	98.6	0	72	69	95.8	3	71	66	93.0
	200200906	4181084	WONGALETHU HIGH SCHOOL	3	110	19	17.3	30	163	44	27.0	14	144	47	32.6
	200200947	4181051	ZINZANI SENIOR SECONDARY SCHOOL	3	39	27	69.2	25	76	38	50.0	28	86	25	29.1
	200200963	4181087	ZWELIYANDILA HIGH SCHOOL	2	79	44	55.7	3	78	10	12.8	7	94	12	12.8
FORT BEAUFORT	200100012	4171044	ADELAIDE GYMNASIUM	4	53	44	83.0	7	81	65	80.2	5	66	54	81.8
	200200002	4171001	AM TAPA SENIOR SECONDARY SCHOOL	3	49	26	53.1	2	57	27	47.4	8	49	18	36.7
	200200010	4171002	AMABHELE HIGH SCHOOL	3	15	13	86.7	0	19	9	47.4	0	21	7	33.3
	200100030	4171045	AMAJINGQI SENIOR SECONDARY SCHOOL	3	34	15	44.1	14	54	15	27.8	0	46	25	54.3
	200200106	4171003	DALUBUHLE HIGH SCHOOL	2	21	14	66.7	23	36	13	36.1	1	25	19	76.0
	200200120	4171004	DILIZINTABA SENIOR SECONDARY SCHOOL	2	24	8	33.3	0	28	11	39.3	0	25	5	20.0
	200200150	4171005	ELUKHANYISWENI SENIOR SCHOOL	2	26	14	53.8	0	35	22	62.9	0	27	22	81.5
	200200154	4171006	EMDENI SENIOR SECONDARY SCHOOL	3	39	12	30.8	1	41	23	56.1	0	26	18	69.2
	200200164	4171007	ENKWENKWEZINI SENIOR SECONDARY SCHOOL	3	19	16	84.2	0	15	15	100.0	3	19	18	94.7
	200100214	4171008	EYABANTU SENIOR SECONDARY SCHOOL	3	32	16	50.0	2	28	20	71.4	0	41	27	65.9
	200200197	4171009	GCATO SENIOR SECONDARY SCHOOL	3	39	11	28.2	6	39	16	41.0	2	51	16	31.4
	200200202	4171011	GEORGE MQALO HIGH SCHOOL	3	19	9	47.4	0	14	5	35.7	5	22	17	77.3
	200200209	4171010	GOBIZEMBE HIGH SCHOOL	3	15	11	73.3	1	26	23	88.5	5	14	14	100.0
	200100296	4171012	HEALDTOWN HIGH SCHOOL	2	14	10	71.4	2	24	7	29.2	0	39	9	23.1

District Name	EMIS No	Centre No	Centre Name	Quintile	2014			2015			2016				
					Wrote	Achieved	% Achieved	No Progressed	Wrote	Achieved	% Achieved	No Progressed	Wrote	Achieved	% Achieved
FORT BEAUFORT	200200269	4171013	IMINGCANGATHELO HIGH SCHOOL	3	45	27	60.0	3	82	53	64.6	0	34	31	91.2
	200100338	4171015	INYIBIBA HIGH SCHOOL	3	61	35	57.4	1	62	21	33.9	23	20	16	80.0
	200200282	4171016	J.M NDINDWA HIGH SCHOOL	3	43	15	34.9	0	70	4	5.7	0	56	24	42.9
	200200283	4171017	JABAVU SENIOR SECONDARY SCHOOL	3	133	69	51.9	7	123	48	39.0	4	119	55	46.2
	200200297	4171018	JOSI-MARELA HIGH SCHOOL	2	31	15	48.4	0	21	5	23.8	0	27	7	25.9
	200200302	4171019	KAMA HIGH SCHOOL	3	35	31	88.6	9	76	30	39.5	0	93	24	25.8
	200200330	4171060	KULILE J.S.S.	2	50	29	58.0	0	70	29	41.4	1	70	13	18.6
	200100455	4171021	LINDANI SENIOR SECONDARY SCHOOL	3	51	24	47.1	7	46	21	45.7	9	32	13	40.6
	200100462	4171046	LONWABO HIGH SCHOOL	3	34	15	44.1	5	26	13	50.0	22	30	7	23.3
	200200377	4171020	LUKHOZI HIGH SCHOOL	3	12	7	58.3	15	43	13	30.2	13	21	16	76.2
	200100500	4171022	MASIZAKHE SENIOR SECONDARY SCHOOL	3	26	3	11.5	0	18	7	38.9	0	14	6	42.9
	200200457	4171023	MDIBANISO SENIOR SECONDARY SCHOOL	2	39	18	46.2	0	56	28	50.0	0	62	23	37.1
	200200479	4171024	MHLAMBISO HIGH SCHOOL	3	18	11	61.1	4	31	12	38.7	1	27	9	33.3
	200200496	4171025	MPAMBANI MZIMBA HIGH SCHOOL	3	42	20	47.6	5	45	21	46.7	3	49	27	55.1
	200200560	4171028	NGANGELIZWE SENIOR SECONDARY SCHOOL	2	37	7	18.9	3	33	4	12.1	9	16	6	37.5
	200200642	4171029	NOZALISILE SENIOR SECONDARY SCHOOL	3	16	11	68.8	4	30	17	56.7	0	18	11	61.1
	200200646	4171030	NTABENKONYANA SENIOR SECONDARY SCHOOL	2	85	53	62.4	34	176	96	54.5	16	154	83	53.9
	200200670	4171031	NZULULWAZI HIGH SCHOOL	3	54	36	66.7	9	64	47	73.4	10	55	35	63.6
	200200684	4171032	PHANDULWAZI AGRICULTURAL HIGH SCHOOL	3	53	47	88.7	0	55	44	80.0	0	77	70	90.9
	200100672	4171033	SAKHULULEKA HIGH SCHOOL	3	87	55	63.2	2	82	45	54.9	10	148	45	30.4
	200200782	4171034	SISEKO HIGH SCHOOL	2	56	39	69.6	16	47	18	38.3	5	34	19	55.9
	200200790	4171035	SIYABONGA SENIOR SECONDARY SCHOOL	3	18	9	50.0	5	33	7	21.2	1	20	11	55.0
	200200828	4171036	TAMSANQA HIGH SCHOOL	2	30	7	23.3	2	28	12	42.9	10	25	13	52.0
	200100771	4171047	TEMPLETON HIGH SCHOOL	4	38	32	84.2	3	33	22	66.7	0	32	24	75.0
	200200843	4171037	THOBELANI SENIOR SECONDARY SCHOOL	3	32	18	56.3	0	25	21	84.0	0	48	17	35.4
	200100908	4171038	THUBALETHU HIGH SCHOOL	4	57	36	63.2	0	83	41	49.4	1	91	48	52.7
	200200862	4171039	TYALI HIGH SCHOOL	3	9	4	44.4	3	14	5	35.7	0	9	7	77.8

District Name	EMIS No	Centre No	Centre Name	Quintile	2014			2015			2016				
					Wrote	Achieved	% Achieved	No Progressed	Wrote	Achieved	% Achieved	No Progressed	Wrote	Achieved	% Achieved
FORT BEAUFORT	200100862	4171041	WINTERBERG AGRICULTURAL HIGH SCHOOL	5	37	37	100.0	0	45	44	97.8	3	48	46	95.8
	200200928	4171042	ZANOBUZWE SENIOR SECONDARY SCHOOL	3	19	7	36.8	0	19	7	36.8	0	20	2	10.0
	200200960	4171043	ZWELIMJONGILE SENIOR SECONDARY SCHOOL	2	11	10	90.9	4	13	10	76.9	5	26	13	50.0
GRAAFF-REINET	200100005	4201001	ABERDEEN SENIOR SECONDARY SCHOOL	3	50	20	40.0	23	61	18	29.5	12	61	29	47.5
	200100018	4201002	AEROVILLE SENIOR SECONDARY SCHOOL	3	70	48	68.6	21	98	56	57.1	19	69	58	84.1
	200100041	4201003	ASHERVILLE SENIOR SECONDARY SCHOOL	3	79	48	60.8	15	95	51	53.7	47	69	52	75.4
	200100105	4201004	CAREL DU TOIT HIGH SCHOOL	3	26	3	11.5	10	42	5	11.9	10	19	5	26.3
	200101024	4201005	COOKHOUSE SENIOR SECONDARY SCHOOL	3	30	6	20.0	1	30	4	13.3	4	22	15	68.2
	200100240	4201006	GCINIBUZWE COMBINED SCHOOL	3	9	7	77.8	1	12	8	66.7	6	10	5	50.0
	200100250	4201007	GILL COLLEGE	5	44	44	100.0	0	53	53	100.0	0	62	60	96.8
	200100311	4201008	HOER VOLKSKOOL	5	51	51	100.0	1	64	63	98.4	3	59	59	100.0
	200100314	4201009	HOER SKOOL JANSENVILLE	3	34	33	97.1	11	48	42	87.5	9	31	26	83.9
	200100359	4201010	JOHNSON NQONQOZA SENIOR SECONDARY SCHOOL	3	49	30	61.2	5	48	33	68.8	3	20	20	100.0
	200100398	4201011	KLIPPLAAT SENIOR SECONDARY SCHOOL	3	15	5	33.3	7	15	5	33.3	4	7	7	100.0
	200100592	4201012	NQWEBA SENIOR SECONDARY SCHOOL	3	64	37	57.8	6	48	37	77.1	19	76	52	68.4
	200100621	4201013	PEARSTON SENIOR SECONDARY SCHOOL	3	33	7	21.2	12	70	19	27.1	2	26	8	30.8
	200100722	4201014	SPANDAU SENIOR SECONDARY SCHOOL	3	156	100	64.1	3	118	58	49.2	29	89	63	70.8
	200100807	4201015	UNION HIGH SCHOOL	5	51	49	96.1	1	61	59	96.7	0	64	60	93.8
GRAHAMSTOWN	200100024	4211001	ALEXANDRIA HIGH SCHOOL	3	32	21	65.6	0	37	26	70.3	8	41	29	70.7
	200100270	4211004	GRAEME COLLEGE BOYS HIGH	5	76	74	97.4	0	54	53	98.1	0	62	62	100.0
	200100300	4211005	HENDRICK KANISE COMBINED SCHOOL	3	10	8	80.0	0	14	6	42.9	0	11	8	72.7
	200100612	4211006	HOER SKOOL P.J OLIVIER	5	30	26	86.7	0	23	22	95.7	0	38	31	81.6
	200100375	4211007	IKAMVALESIZWE COMBINED SCHOOL	3	37	21	56.8	0	42	20	47.6	0	44	18	40.9
	200100382	4211008	KHUTLISO DANIELS SENIOR SECONDARY SCHOOL	3	27	7	25.9	0	30	7	23.3	7	20	10	50.0
	200100419	4211009	KUYASA COMBINED SCHOOL	3	51	38	74.5	0	56	44	78.6	34	47	28	59.6

District Name	EMIS No	Centre No	Centre Name	Quintile	2014			2015			2016				
					Wrote	Achieved	% Achieved	No Progressed	Wrote	Achieved	% Achieved	No Progressed	Wrote	Achieved	% Achieved
GRAHAMSTOWN	200100493	4211010	MARY WATER HIGH SCHOOL	3	95	64	67.4	0	107	80	74.8	12	120	85	70.8
	200100553	4211011	NATHANIEL NYALUZA SECONDARY SCHOOL	3	40	22	55.0	0	89	24	27.0	17	67	32	47.8
	200100580	4211012	NOMBULELO SECONDARY SCHOOL	3	116	75	64.7	0	163	86	52.8	35	79	45	57.0
	200100582	4211013	NOMPUCUKO COMBINED SCHOOL	3	35	10	28.6	0	25	7	28.0	43	25	14	56.0
	200100583	4211014	NOMZAMO SECONDARY SCHOOL	3	60	50	83.3	0	54	43	79.6	3	52	48	92.3
	200100597	4211015	NTSIKA SECONDARY SCHOOL	3	47	38	80.9	0	64	47	73.4	18	70	61	87.1
	200100632	4211016	PORT ALFRED HIGH SCHOOL	5	63	61	96.8	0	55	52	94.5	0	57	54	94.7
	200100767	4211018	T EM MRWETYANA SENIOR SECONDARY SCHOOL	3	45	19	42.2	0	53	22	41.5	25	55	14	25.5
	200100806	4211019	UKHANYO SECONDARY SCHOOL	3	43	26	60.5	0	85	18	21.2	17	14	7	50.0
	200100814	4211020	VELILE SENIOR SECONDARY SCHOOL	3	30	21	70.0	0	48	22	45.8	0	36	31	86.1
	200100820	4211021	VICTORIA GIRLS HIGH SCHOOL	5	84	84	100.0	0	83	83	100.0	0	69	69	100.0
	200100858	4201016	WILLOWMORE SENIOR SECONDARY SCHOOL	3	100	57	57.0	24	98	67	68.4	9	94	72	76.6
KING WILLIAMS TOWN	200200001	4191001	A M SITYANA HIGH SCHOOL	2	42	25	59.5	3	41	16	39.0	19	45	18	40.0
	200200005	4191002	ALFRED GIBA SENIOR SECONDARY SCHOOL	2	19	13	68.4	3	12	6	50.0	0	6	2	33.3
	200200017	4191078	AMAZIZI SENIOR SECONDARY SCHOOL	3	123	91	74.0	3	135	92	68.1	6	154	75	48.7
	200200022	4191004	ARCHIE VELILE SENIOR SECONDARY SCHOOL	3	95	78	82.1	9	103	57	55.3	3	88	38	43.2
	200200028	4191005	B KAT SENIOR SECONDARY SCHOOL	3	20	17	85.0	2	27	11	40.7	6	25	12	48.0
	200200044	4191006	BHISHO HIGH SCHOOL	3	178	165	92.7	1	189	162	85.7	19	243	205	84.4
	200200058	4191007	BREIDBACH SENIOR SECONDARY SCHOOL	3	106	80	75.5	2	117	90	76.9	0	144	121	84.0
	200600095	4191008	CATHCART HIGH SCHOOL	4	51	51	100.0	0	76	76	100.0	0	60	59	98.3
	200200083	4191132	CHARLES MORGAN PUBLIC SCHOOL	3			0.0	0	16	6	37.5	3	31	18	58.1
	200200103	4191009	DALE COLLEGE BOYS HIGH SCHOOL	5	114	104	91.2	0	117	103	88.0	2	104	90	86.5
	200200126	4191010	DONDASHE SENIOR SECONDARY SCHOOL	2	38	10	26.3	0	40	11	27.5	0	28	12	42.9
	200200983	4191011	DUMALISILE SECONDARY SCHOOL	3	40	10	25.0	0	50	19	38.0	0	36	10	27.8
	200200156	4191012	EMFUNDWENI SENIOR SECONDARY SCHOOL	2	35	19	54.3	2	64	23	35.9	21	60	17	28.3



District Name	EMIS No	Centre No	Centre Name	Quintile	2014			2015			2016				
					Wrote	Achieved	% Achieved	No Progressed	Wrote	Achieved	% Achieved	No Progressed	Wrote	Achieved	% Achieved
KING WILLIAMS TOWN	200200157	4191080	EMGWALI PUBLIC SCHOOL	3	63	22	34.9	0	56	14	25.0	0	63	19	30.2
	200200165	4191013	ENOCH SONTONGA SENIOR SECONDARY SCHOOL	3	126	110	87.3	5	105	84	80.0	0	123	103	83.7
	200200183	4191081	FORBES GRANT SENIOR SECONDARY SCHOOL	3	92	22	23.9	0	95	41	43.2	24	101	19	18.8
	200600208	4191014	FUNDANI HIGH SCHOOL	3	97	47	48.5	4	99	51	51.5	1	139	70	50.4
	200200196	4191015	GASELA HIGH SCHOOL	3	54	22	40.7	0	69	36	52.2	29	43	33	76.7
	200200201	4191082	GEJU HIGH SCHOOL	2	27	13	48.1	0	12	10	83.3	0	21	11	52.4
	200200226	4191016	GUSHIPHELA SENIOR SECONDARY SCHOOL	2	15	9	60.0	0	26	21	80.8	0	19	15	78.9
	200200233	4191017	H.H MAJIZA SENIOR SECONDARY SCHOOL	3	35	10	28.6	0	28	16	57.1	0	33	11	33.3
	200200240	4191019	HECTOR PETERSON HIGH SCHOOL	3	166	123	74.1	0	218	157	72.0	32	167	144	86.2
	200200252	4191020	HOeRSKOOL DE VOS MALAN	5	68	64	94.1	0	59	57	96.6	1	84	82	97.6
	200200254	4191083	HOHO SENIOR SECONDARY SCHOOL	3	39	30	76.9	0	39	20	51.3	0	41	16	39.0
	200200267	4191084	IMIDUSHANE SENIOR SECONDARY SCHOOL	3	44	18	40.9	3	25	12	48.0	0	48	31	64.6
	200200270	4191021	IMIQHAYI SENIOR SECONDARY SCHOOL	3	38	22	57.9	14	59	37	62.7	6	58	37	63.8
	200201016	4191114	IQONCE HIGH SCHOOL	3	49	28	57.1	6	50	19	38.0	10	39	20	51.3
	200200763	4191023	ISIHOBOTI PUBLIC COMBINED SCHOOL	3	13	12	92.3	0	23	21	91.3	0	37	31	83.8
	200200285	4191085	JALI HIGH SCHOOL	2	29	21	72.4	1	32	21	65.6	7	43	24	55.8
	200200290	4191025	JIM MVABAZA SENIOR SECONDARY SCHOOL	2	22	10	45.5	0	25	23	92.0	0	25	16	64.0
	200200295	4191026	JONGILE NOMPONDO PUBLIC SCHOOL	3	111	82	73.9	0	218	86	39.4	24	193	128	66.3
	200200299	4191108	JULY SENIOR SECONDARY SCHOOL	2	21	17	81.0	0	10	8	80.0	0	22	10	45.5
	200200303	4191086	KANANA SENIOR SECONDARY SCHOOL	2	26	14	53.8	0	15	8	53.3	0	31	7	22.6
	200200306	4191027	KAULELA SENIOR SECONDARY SCHOOL	2	20	14	70.0	0	5	3	60.0	0	18	7	38.9
	200200308	4191028	KEI ROAD COMBINED SCHOOL	3	20	5	25.0	0	22	13	59.1	16	34	3	8.8
	200201078	4182091	KINGS COLLEGE	99			0.0	0	17	13	76.5	0	23	20	87.0
	200200300	4191029	KINGSRIDGE HIGH SCHOOL	5	92	92	100.0	0	88	88	100.0	0	92	92	100.0
	200200328	4191087	KUBUSIE COMBINES SCHOOL	3	62	34	54.8	3	89	36	40.4	14	69	40	58.0
	200200334	4191088	KUYASA SENIOR SECONDARY SCHOOL	3	67	43	64.2	13	132	71	53.8	0	115	70	60.9
200200345	4191033	KWEZILENTABA SENIOR SECONDARY SCHOOL	3	13	10	76.9	0	13	7	53.8	0	13	5	38.5	



District Name	EMIS No	Centre No	Centre Name	Quintile	2014			2015			2016				
					Wrote	Achieved	% Achieved	No Progressed	Wrote	Achieved	% Achieved	No Progressed	Wrote	Achieved	% Achieved
KING WILLIAMS TOWN	200200360	4191035	LINGANI SENIOR SECONDARY SCHOOL	3	24	7	29.2	0	35	10	28.6	3	29	7	24.1
	200200361	4191089	LINGELETHU HIGH SCHOOL	2	14	10	71.4	0	21	13	61.9	0	19	12	63.2
	200200387	4191036	LUXOLO HUGH SCHOOL	2	26	15	57.7	0	15	7	46.7	0	24	11	45.8
	200200424	4191038	MASIBONISANE SENIOR SECONDARY SCHOOL	2	48	13	27.1	1	51	26	51.0	0	81	20	24.7
	200201011	4191127	MASIHLANGANE SENIOR SECONDARY SCHOOL	3	41	15	36.6	0	60	12	20.0	0	48	10	20.8
	200200429	4191039	MASIMANYANE SENIOR SECONDARY SCHOOL	3	32	22	68.8	0	51	28	54.9	10	70	45	64.3
	200200440	4191040	MATOMELA SENIOR SECONDARY SCHOOL	3	54	34	63.0	4	49	38	77.6	0	54	23	42.6
	200200441	4191107	MATSA SENIOR SECONDARY SCHOOL	3	48	26	54.2	8	47	28	59.6	13	26	19	73.1
	200200451	4191041	MBULELO BENEKANE H.S SENIOR SECONDARY	3	67	62	92.5	4	103	80	77.7	0	97	77	79.4
	200200473	4191042	MGCAWEZULU SENIOR SECONDARY SCHOOL	3	55	30	54.5	0	41	13	31.7	3	38	17	44.7
	200200500	4191091	MPUMELELO SENIOR SECONDARY SCHOOL	3	26	18	69.2	8	53	27	50.9	8	59	27	45.8
	200200510	4191043	MTHWAKU SENIOR SECONDARY SCHOOL	2	26	20	76.9	0	29	18	62.1	0	37	24	64.9
	200200530	4191093	MZOMTSHA HIGH SCHOOL	3	18	4	22.2	9	31	17	54.8	0	22	7	31.8
	200200532	4191094	MZONTSUNDU SENIOR SECONDARY SCHOOL	3	43	19	44.2	5	53	32	60.4	10	32	19	59.4
	200200534	4191044	MZUXOLILE HIGH SCHOOL	3	12	3	25.0	4	59	19	32.2	9	43	15	34.9
	200200537	4191045	NANGAMSO SENIOR SECONDARY SCHOOL	2	29	11	37.9	0	14	12	85.7	1	26	17	65.4
	200200539	4191095	NATHANIEL PAMLA HIGH SCHOOL	3	115	89	77.4	5	120	92	76.7	6	169	100	59.2
	200200542	4191046	NCEDOLWETHU SENIOR SECONDARY SCHOOL	2	60	38	63.3	2	60	29	48.3	0	66	28	42.4
	200200422	4191112	NDEMA SENIOR SECONDARY SCHOOL	2	16	6	37.5	0	20	2	10.0	14	28	9	32.1
	200200582	4191049	NJONGOZABANTU SENIOR SECONDARY SCHOOL	2	19	16	84.2	8	27	18	66.7	4	25	19	76.0
	200200609	4191050	NOMPENDULO HIGH SCHOOL	3	53	31	58.5	1	39	20	51.3	3	38	19	50.0
	200200617	4191051	NONCEBA SENIOR SECONDARY SCHOOL	3	49	33	67.3	0	58	23	39.7	20	79	35	44.3
	200200635	4191052	NOSIZWE HIGH SCHOOL	3	71	36	50.7	4	76	20	26.3	10	62	26	41.9
	200200690	4191097	PHILLIP MTYWAKU SEN SEC SCHOOL	3	31	21	67.7	2	47	26	55.3	5	57	23	40.4
	200200715	4191098	QHAYIYA SENIOR SECONDARY SCHOOL	2	26	21	80.8	0	22	17	77.3	6	27	10	37.0

District Name	EMIS No	Centre No	Centre Name	Quintile	2014			2015			2016				
					Wrote	Achieved	% Achieved	No Progressed	Wrote	Achieved	% Achieved	No Progressed	Wrote	Achieved	% Achieved
KING WILLIAMS TOWN	200200725	4191056	RABULA SENIOR SECONDARY SCHOOL	3	12	0	0.0	0	17	3	17.6	10	15	9	60.0
	200200729	4191099	RESHWA SENIOR SECONDARY SCHOOL	3	14	5	35.7	0	11	7	63.6	1	12	3	25.0
	200200730	4191100	RICHARD VARHA HIGH SCHOOL	3	125	108	86.4	0	139	108	77.7	19	187	143	76.5
	200200744	4191121	SAKUPHUMELELA SEN SEC SCHOOL	2			0.0					0	28	13	46.4
	200200770	4191057	SIMZAMILE SENIOR SECONDARY SCHOOL	3	46	24	52.2	1	49	27	55.1	5	65	15	23.1
	200200773	4191133	SINETHEMBA PUBLIC SCHOOL	3			0.0					0	36	8	22.2
	200200789	4191058	SIYABABALWA SENIOR SECONDARY SCHOOL	3	27	10	37.0	1	27	17	63.0	6	22	11	50.0
	200200791	4191059	SIYAKHULA PUBLIC SCHOOL	3	55	25	45.5	0	53	20	37.7	1	47	8	17.0
	200200797	4191060	SIYAZAMA SENIOR SECONDARY SCHOOL	3	19	15	78.9	0	34	20	58.8	0	28	17	60.7
	200200970	4191101	SIZINGISILE SENIOR SECONDARY SCHOOL	2	30	13	43.3	2	53	27	50.9	0	33	25	75.8
	200200800	4191102	SOBANTU SENIOR SECONDARY SCHOOL	2	39	29	74.4	1	47	30	63.8	9	41	22	53.7
	200200810	4191061	SOTININI SENIOR SECONDARY SCHOOL	2	19	12	63.2	0	13	3	23.1	0	14	6	42.9
	200200977	4191062	ST CHARLES SOJOLA HIGH SCHOOL	3	20	15	75.0	0	44	28	63.6	9	46	23	50.0
	200201045	4192063	ST CHRISTOPHERS PRIVATE SCHOOL	99	49	42	85.7	1	76	70	92.1	0	74	65	87.8
	200200816	4191064	ST MATTHEWS HIGH SCHOOL	2	97	64	66.0	10	84	65	77.4	0	96	88	91.7
	200601179	4192113	ST. THOMAS PRIVATE SCHOOL	99	35	33	94.3	0	41	35	85.4	0	38	37	97.4
	200200824	4191065	STUTTEREIM HIGH SCHOOL	4	47	45	95.7	0	53	53	100.0	0	51	50	98.0
	200200837	4191066	THEMBALABANTU HIGH SCHOOL	3	119	75	63.0	0	170	79	46.5	8	133	63	47.4
	200200838	4191103	THEMBALESIZWE SEN SEC SCHOOL	3	26	14	53.8	0	30	7	23.3	2	22	5	22.7
	200200831	4191111	THEMBELANI HIGH SCHOOL	3	17	4	23.5	0	17	6	35.3	0	19	9	47.4
	200200848	4191067	TOISE SENIOR SECONDARY SCHOOL	3	73	52	71.2	0	112	91	81.3	40	123	93	75.6
	200200871	4191106	ULANA SENIOR SECONDARY SCHOOL	3	16	4	25.0	2	18	9	50.0	5	27	7	25.9
	200200596	4191105	VICTORIA MXENGE HIGH SCHOOL	3	31	19	61.3	0	25	14	56.0	0	11	3	27.3
	200200885	4191068	VUKILE TSHWETE SENIOR SECONDARY SCHOOL	2	35	17	48.6	0	50	18	36.0	0	69	33	47.8
200201051	4191131	WEST BANK SEN SEC SCHOOL	4	34	23	67.6	3	35	29	82.9	0	47	40	85.1	

District Name	EMIS No	Centre No	Centre Name	Quintile	2014			2015			2016				
					Wrote	Achieved	% Achieved	No Progressed	Wrote	Achieved	% Achieved	No Progressed	Wrote	Achieved	% Achieved
KING WILLIAMS TOWN	200900211	4191069	XOLANI SENIOR SECONDARY SCHOOL	3	82	79	96.3	0	101	73	72.3	8	97	58	59.8
	200200913	4191070	Z K MATTHEWS SENIOR SECONDARY SCHOOL	3	88	20	22.7	19	115	35	30.4	27	83	11	13.3
	200200924	4191071	ZANEMFUNDO SENIOR SENIOR SCHOOL	2	44	4	9.1	0	46	11	23.9	0	37	14	37.8
	200200925	4191072	ZANEMPUCUKO SENIOR SECONDARY SCHOOL	3	127	84	66.1	0	119	59	49.6	13	117	88	75.2
	200200932	4191073	ZANOVUYO SENIOR SECONDARY SCHOOL	2	48	21	43.8	0	45	16	35.6	4	43	19	44.2
	200200951	4191075	ZUKHANYE SENIOR SECONDARY SCHOOL	3	45	36	80.0	10	52	33	63.5	15	55	35	63.6
	200200956	4191076	ZWELAMANDLOVU SENIOR SECONDARY SCHOOL	3	20	2	10.0	0	26	1	3.8	0	11	4	36.4
	200300708	4191077	ZWELIVUMILE SENIOR SECONDARY SCHOOL	2	85	65	76.5	43	156	106	67.9	21	123	89	72.4
LADY FRERE	200600677	4081024	BENGU AGRICULTURAL HIGH SCHOOL				0.0	2	36	11	30.6	16	38	10	26.3
	200600082	4081001	CACADU SENIOR SECONDARY SCHOOL	2	44	20	45.5	8	45	18	40.0	39	50	10	20.0
	200600139	4081002	DORDRECHT HIGH SCHOOL	4	30	30	100.0	0	34	33	97.1	0	41	39	95.1
	200600155	4081003	ECHIBINI SENIOR SECONDARY SCHOOL	3	56	15	26.8	1	90	7	7.8	4	58	15	25.9
	200600204	4081004	FREEMANTLE SENIOR SECONDARY SCHOOL	2	99	76	76.8	38	117	69	59.0	17	67	56	83.6
	200600211	4081005	GCINUBUZWE SENIOR SECONDARY SCHOOL	1	67	40	59.7	3	58	24	41.4	28	67	27	40.3
	200600282	4081006	IDA HIGH SCHOOL	2	28	24	85.7	1	28	15	53.6	0	30	7	23.3
	200600286	4081007	IKHWEZI LOKUSA SENIOR SECONDARY SCHOOL	1	19	11	57.9	6	16	1	6.3	21	21	4	19.0
	200600296	4081008	INDWE HIGH SCHOOL	4	40	34	85.0	1	40	38	95.0	2	39	28	71.8
	200600301	4081025	ISIVIVANE SENIOR SECONDARY	1			0.0	0	17	9	52.9	4	12	3	25.0
	200600353	4081009	KWA-MHLONTLO SENIOR SECONDARY SCHOOL	1	53	16	30.2	37	99	27	27.3	14	69	19	27.5
	200600394	4081010	LUKHANYO HIGH SCHOOL	2	36	24	66.7	18	101	22	21.8	18	57	22	38.6
	200600447	4081011	MASIKHANYISE HIGH SCHOOL	3	102	81	79.4	29	135	86	63.7	30	125	69	55.2
	200600470	4081012	MCEULA SENIOR SECONDARY SCHOOL	3	78	25	32.1	5	60	37	61.7	11	65	21	32.3
	600977	4081029	MKAPUSI SENIOR SECONDARY SCHOOL				0.0					0	22	1	4.5
	200601142	4081013	MOUNT ARTHUR SENIOR SECONDARY SCHOOL	2	74	51	68.9	5	75	52	69.3	2	123	76	61.8
200600528	4081014	MTIRARA SENIOR SECONDARY SCHOOL	1	84	42	50.0	25	102	40	39.2	0	105	63	60.0	

District Name	EMIS No	Centre No	Centre Name	Quintile	2014			2015			2016				
					Wrote	Achieved	% Achieved	No Progressed	Wrote	Achieved	% Achieved	No Progressed	Wrote	Achieved	% Achieved
LADY FRERE	200601146	4081015	MZAMO SENOR SECONDARY SCHOOL	1	30	25	83.3	20	59	19	32.2	14	24	19	79.2
	200600614	4081016	NONKQUBELA SENIOR SECONDARY SCHOOL	2	44	8	18.2	4	54	8	14.8	9	37	5	13.5
	200600615	4081026	NONKULULEKO SENIOR SECONDARY	1			0.0	0	23	10	43.5	9	19	1	5.3
	200600642	4081017	NTSOKOTHA SENIOR SECONDARY SCHOOL	2	164	136	82.9	17	253	153	60.5	22	181	103	56.9
	200600651	4081018	NZIMANKULU SENIOR SECONDARY SCHOOL	1	91	57	62.6	23	147	73	49.7	79	143	75	52.4
	200601029	4081019	PAKAMANI SENIOR SECONDARY SCHOOL	3	26	23	88.5	6	23	13	56.5	7	19	12	63.2
	200600673	4081020	PUMLANI SENIOR SECONDARY SCHOOL	1	77	58	75.3	43	104	60	57.7	43	97	57	58.8
	200600777	4081021	SOSEBENZA SENIOR SECONDARY SCHOOL	2	32	18	56.3	0	48	7	14.6	0	23	12	52.2
	200600816	4081022	TAMBEKILE SENIOR SECONDARY SCHOOL	2	51	37	72.5	24	87	28	32.2	85	62	37	59.7
	200600840	4081023	THOZAMISA SENIOR SECONDARY SCHOOL	2	28	13	46.4	3	56	22	39.3	5	39	18	46.2
LIBODE	200501424	4121028	BEN MALI SENIOR SECONDARY SCHOOL	1	55	41	74.5	134	231	118	51.1	139	181	51	28.2
	200400032	4121001	BHEKIZULU SENIOR SECONDARY SCHOOL	3	83	51	61.4	43	179	61	34.1	33	86	48	55.8
	200401325	4121002	CHIEF HENRY BOKLENI SENIOR SECONDARY	2	130	78	60.0	0	225	79	35.1	6	230	56	24.3
	200400079	4121003	CIBENI SENIOR SECONDARY SCHOOL	1	183	167	91.3	0	186	140	75.3	14	271	204	75.3
	200400096	4121004	D.Z DUMEZWENI SENIOR SECONDARY SCHOOL	1	113	57	50.4	70	202	92	45.5	67	111	76	68.5
	200401247	4121005	DALIBUNGA COMPREHENSIVE HIGH SCHOOL	1	51	13	25.5	0	40	19	47.5	32	103	36	35.0
	200401249	4121006	DIMANDA SENIOR SECONDARY SCHOOL	2	137	70	51.1	14	138	86	62.3	21	166	93	56.0
	200400199	4121007	GCINUMTHETHO SENIOR SECONDARY SCHOOL	1	179	48	26.8	10	97	58	59.8	39	220	39	17.7
	200400211	4121008	GOBINAMBA TECH COMM.SENIOR SECONDARY	2	156	106	67.9	5	173	35	20.2	47	157	27	17.2
	200400253	4121009	GXABA SENIOR SECONDARY SCHOOL	1	88	76	86.4	3	105	68	64.8	29	250	109	43.6
	200500481	4121029	LUTSHAYA SENIOR SECONDARY SCHOOL	1	152	98	64.5	101	188	76	40.4	62	161	93	57.8
	200401259	4121010	MABALENGWE SENIOR SECONDARY SCHOOL	1	62	16	25.8	9	140	50	35.7	29	368	125	34.0
	200401183	4121043	MABHULANA NDAMASE HIGH SCHOOL	1	61	2	3.3	15	105	16	15.2	10	129	40	31.0

District Name	EMIS No	Centre No	Centre Name	Quintile	2014			2015			2016				
					Wrote	Achieved	% Achieved	No Progressed	Wrote	Achieved	% Achieved	No Progressed	Wrote	Achieved	% Achieved
LIBODE	200400457	4121011	MAJALI TECHNICAL HIGH SCHOOL	1	58	40	69.0	27	74	21	28.4	19	82	36	43.9
	200500542	4121030	MAKUKHANYE SENIOR SECONDARY SCHOOL	1	68	63	92.6	21	177	115	65.0	69	142	99	69.7
	200400479	4121038	MANGALA SENIOR SECONDARY SCHOOL	3	59	31	52.5	0	100	35	35.0	0	61	34	55.7
	200400596	4121012	MHLANGANISWENI COMM&TECH SNR SECONDARY	1	77	35	45.5	0	78	20	25.6	7	97	9	9.3
	200400676	4121039	MTWENI SENIOR SECONDARY SCHOOL	2	115	87	75.7	4	97	56	57.7	22	143	64	44.8
	200400716	4121040	NDAMASE SENIOR SECONDARY SCHOOL	2	223	120	53.8	0	222	177	79.7	72	391	298	76.2
	200400756	4121041	NGQELENI SENIOR SECONDARY SCHOOL	2	72	10	13.9	3	138	16	11.6	64	130	31	23.8
	200400775	4121013	NGUBEZULU SENIOR SECONDARY SCHOOL	2	139	120	86.3	3	128	62	48.4	27	184	86	46.7
	200401238	4121014	NOGEMANE SENIOR SECONDARY SCHOOL	1	167	22	13.2	43	228	39	17.1	37	208	24	11.5
	200500957	4121015	NTAFUFU SENIOR SECONDARY SCHOOL	1	102	96	94.1	76	218	155	71.1	69	161	121	75.2
	200401329	4121042	NTSHILINI SENIOR SECONDARY SCHOOL	1	103	41	39.8	7	109	68	62.4	21	123	74	60.2
	200400895	4121016	NYANGILIZWE SENIOR SECONDARY SCHOOL	3	154	93	60.4	60	224	89	39.7	33	160	77	48.1
	200400908	4121017	PANGELELE SENIOR SECONDARY SCHOOL	1	173	148	85.5	0	225	80	35.6	14	216	79	36.6
	200400918	4121018	PONDOLWENDLOVU SENIOR SECONDARY SCHOOL	1	57	30	52.6	1	109	38	34.9	29	107	55	51.4
	200400926	4121019	PORT ST JOHNS SENIOR SECONDARY SCHOOL	3	127	116	91.3	17	234	137	58.5	37	172	124	72.1
	200400977	4121020	SANDI SENIOR SECONDARY SCHOOL	1	95	95	100.0	66	256	101	39.5	18	177	50	28.2
	200400989	4121021	SEHUSHE COMM SCHOOL	2	67	51	76.1	0	114	87	76.3	13	176	103	58.5
	200401017	4121022	SMUTS NDAMASE SENIOR SECONDARY SCHOOL	1	9	9	100.0	0	175	22	12.6	71	234	25	10.7
	200501135	4121031	SOBABA HIGH SCHOOL	1	44	6	13.6	0	63	17	27.0	47	75	25	33.3
	200401032	4121023	ST PATRICKS SENIOR SECONDARY SCHOOL	3	149	149	100.0	1	259	190	73.4	19	383	222	58.0
	200501217	4121032	TOLI SENIOR SECONDARY SCHOOL	1	294	286	97.3	34	425	391	92.0	0	338	316	93.5
	200401076	4121024	TUTOR NDAMASE SENIOR SECONDARY SCHOOL	2	201	147	73.1	0	284	162	57.0	53	341	178	52.2
	200401092	4121025	UPPER CORANA SENIOR SECONDARY SCHOOL	3	165	40	24.2	0	213	59	27.7	43	176	57	32.4

District Name	EMIS No	Centre No	Centre Name	Quintile	2014			2015			2016				
					Wrote	Achieved	% Achieved	No Progressed	Wrote	Achieved	% Achieved	No Progressed	Wrote	Achieved	% Achieved
LIBODE	200401113	4121033	VAKELE TECHNICAL SENIOR SECONDARY SCHOOL	1	79	49	62.0	21	110	15	13.6	17	67	23	34.3
	200401115	4121026	VICTOR POTO SENIOR SECONDARY SCHOOL	1	89	42	47.2	35	165	56	33.9	6	127	64	50.4
	200401130	4121034	VULINDLELA SENIOR SECONDARY SCHOOL	1	142	78	54.9	0	251	111	44.2	26	111	60	54.1
	200401139	4121035	WABAN SENIOR SECONDARY SCHOOL	1	39	29	74.4	9	69	48	69.6	31	65	41	63.1
	200401148	4121036	XHENTSE SENIOR SECONDARY SCHOOL	1	43	36	83.7	6	66	38	57.6	16	32	24	75.0
	200401302	4121037	ZANOKHANYO SENIOR SECONDARY SCHOOL	2	71	12	16.9	1	31	11	35.5	14	31	15	48.4
LUSIKISIKI	200500046	4041001	BODWENI SENIOR SECONDARY SCHOOL	1	46	24	52.2	39	156	40	25.6	61	168	46	27.4
	200500057	4041002	BOTHA SGCAU SENIOR SECONDARY SCHOOL	1	133	47	35.3	0	70	15	21.4	28	127	20	15.7
	200500233	4041028	FLAGSTAFF COMPEHENSIVE SCHOOL	3	64	50	78.1	0	132	82	62.1	121	258	42	16.3
	200501373	4041003	GWEBINDLALA SENIOR SECONDARY SCHOOL	1	24	7	29.2	3	34	12	35.3	5	41	10	24.4
	200500293	4041004	HILLBROW SENIOR SECONDARY SCHOOL	3	215	94	43.7	30	225	89	39.6	23	212	116	54.7
	200500333	4041005	JIBA SENIOR SECONDARY SCHOOL	1	10	3	30.0	4	24	12	50.0	0	49	15	30.6
	200500334	4041030	Jikindaba Senior Secondary School	1	126	74	58.7	0	147	90	61.2	121	226	115	50.9
	200500395	4041031	LANGA SENIOR SECONDARY SCHOOL	3	110	96	87.3	61	203	168	82.8	56	144	123	85.4
	200500605	4041006	MAYIBENYE SENIOR SECONDARY SCHOOL	1	156	108	69.2	5	188	104	55.3	64	265	124	46.8
	200500646	4041007	MDUTSHANE SENIOR SECONDARY SCHOOL	1	64	27	42.2	3	76	45	59.2	62	97	18	18.6
	200500653	4041032	Meyisi Senior Secondary School	1	128	50	39.1	54	171	66	38.6	10	191	89	46.6
	200500659	4041008	MFUNDISWENI SENIOR SECONDARY SCHOOL	1	103	81	78.6	30	112	77	68.8	54	187	90	48.1
	200500664	4041009	MGEZWA SENIOR SECONDARY SCHOOL	2	212	142	67.0	4	242	135	55.8	3	270	187	69.3
	200501427	4041033	Mpingana Senior Secondary School	1	33	15	45.5	1	31	22	71.0	25	51	24	47.1
	200500776	4041011	MQIKELA SENIOR SENIOR SECONDARY SCHOOL	2	103	83	80.6	22	300	175	58.3	41	402	119	29.6
	200500854	4041034	Ndaliso Senior Secondary School	1	241	171	71.0	5	340	117	34.4	33	232	128	55.2
	200501006	4041014	PALMERTON HIGH SCHOOL	2	103	70	68.0	51	278	140	50.4	65	191	150	78.5
200501017	4041015	PHAMBILI SENIOR SECONDARY SCHOOL	1	98	62	63.3	16	147	52	35.4	44	225	48	21.3	



District Name	EMIS No	Centre No	Centre Name	Quintile	2014			2015			2016				
					Wrote	Achieved	% Achieved	No Progressed	Wrote	Achieved	% Achieved	No Progressed	Wrote	Achieved	% Achieved
LUSIKISIKI	200501079	4041016	SANGONI SENIOR SECONDARY SCHOOL	2	119	86	72.3	29	238	98	41.2	8	269	117	43.5
	200501127	4041017	SIWALI SENIOR SECONDARY SCHOOL	1	69	49	71.0	27	68	44	64.7	64	81	61	75.3
	200501285	4041019	VULINDLELA SENIOR SECONDARY SCHOOL	1	86	44	51.2	23	113	64	56.6	27	54	42	77.8
	200501290	4041035	WALTER CINGO SENIOR SECONDARY SCHOOL	1	78	52	66.7	10	190	115	60.5	2	217	124	57.1
	200501342	4041022	ZWELIBONGILE SENIOR SECONDARY SCHOOL	1	124	67	54.0	111	368	61	16.6	40	225	59	26.2
MALUTI	200501564	4032025	Advent Comprehensive School	99	47	32	68.1	0	78	47	60.3	5	45	32	71.1
	200500006	4031027	AZARIEL SENIOR SECONDARY SCHOOL	1			0.0					0	102	43	42.2
	200501571	4031026	BERGVIEW COLLEGE	99	47	43	91.5	0	42	42	100.0	1	50	39	78.0
	200501574	4031025	CEDARVILLE PUBLIC	2	57	33	57.9	16	53	38	71.7	13	49	26	53.1
	200501589	4032001	FOCUSED HIGH SCHOOL	99	29	23	79.3	0	33	30	90.9	0	41	40	97.6
	200500302	4031002	HLANGWINI SENIOR SECONDARY SCHOOL	1	55	18	32.7	22	63	11	17.5	11	62	33	53.2
	200501580	4031003	KHANYA-NALEDI COMBINED SCHOOL	2	132	50	37.9	45	138	75	54.3	23	151	87	57.6
	200501581	4031004	KING EDWARD HIGH SCHOOL	4	41	41	100.0	0	39	39	100.0	0	51	51	100.0
	200500449	4031005	LUDIDI SENIOR SECONDARY SCHOOL	1	42	27	64.3	2	35	23	65.7	36	35	21	60.0
	200500470	4031007	LUPINDO SENIOR SECONDARY SCHOOL	2	50	34	68.0	7	64	32	50.0	35	26	14	53.8
	200500512	4031006	MAGADLA SENIOR SECONDARY SCHOOL	2	52	36	69.2	28	106	56	52.8	7	49	42	85.7
	200500551	4031008	MALUTI SENIOR SECONDARY SCHOOL	3	114	100	87.7	13	180	81	45.0	56	167	59	35.3
	200500582	4031009	MARIAZELL SENIOR SECONDARY SCHOOL	1	130	92	70.8	0	113	95	84.1	1	137	106	77.4
	200500725	4031010	MNUKWA SENIOR SECONDARY SCHOOL	1	49	6	12.2	0	30	24	80.0	12	37	19	51.4
	200500732	4031011	MOIKETSI GRAVES SENIOR SECONDARY SCHOOL	1	82	57	69.5	0	152	70	46.1	54	130	46	35.4
	200500734	4031012	MOKHESENG SENIOR SECONDARY SCHOOL	1	32	8	25.0	19	63	26	41.3	11	48	22	45.8
	200500741	4031013	MOSA SIBI SENIOR SECONDARY SCHOOL	3	109	71	65.1	70	175	98	56.0	39	87	76	87.4
	200500744	4031014	MOSHESH SENIOR SECONDARY SCHOOL	1	102	9	8.8	0	21	10	47.6	43	37	11	29.7
	200500745	4031028	MOTHIBISI PUBLIC SCHOOL	1			0.0					32	53	5	9.4
	200500748	4031015	MOUNT HARGREAVES SENIOR SECONDARY SCHOOL	2	69	57	82.6	76	128	69	53.9	41	69	52	75.4

District Name	EMIS No	Centre No	Centre Name	Quintile	2014			2015			2016				
					Wrote	Achieved	% Achieved	No Progressed	Wrote	Achieved	% Achieved	No Progressed	Wrote	Achieved	% Achieved
MALUTI	200500758	4031016	MPHATLALATSANE SENIOR SECONDARY SCHOOL	2	48	14	29.2	15	55	16	29.1	13	35	15	42.9
	200500810	4031017	MVENYANE SENIOR SECONDARY SCHOOL	2	133	99	74.4	20	235	133	56.6	66	122	108	88.5
	200500990	4031018	NYANISO SENIOR SECONDARY SCHOOL	1	43	37	86.0	0	29	26	89.7	26	49	44	89.8
	200501431	4031019	PHUMELELE COMMERCIAL & TECHNICAL SCHOOL	2	33	13	39.4	3	47	10	21.3	11	51	12	23.5
	200501057	4031020	RALEBITSO SENIOR SECONDARY SCHOOL	1	28	14	50.0	7	43	3	7.0	7	31	15	48.4
	200501091	4031021	SIBI SENIOR SECONDARY SCHOOL	2	66	43	65.2	46	123	71	57.7	13	76	52	68.4
	200501159	4031022	ST MARGARET SENIOR SECONDARY SCHOOL	2	46	27	58.7	92	187	70	37.4	42	96	55	57.3
	200501569	4032002	ST MONICA'S DIOCESAN SCHOOL		35	33	94.3	0	46	40	87.0	0	36	36	100.0
	200501203	4031023	THOLANG SENIOR SECONDARY SCHOOL	3	208	139	66.8	0	184	146	79.3	64	185	144	77.8
	200501321	4031024	ZIBI MEYER SENIOR SECONDARY SCHOOL	2	35	25	71.4	29	60	28	46.7	4	24	16	66.7
MBIZANA	200500039	4051033	A D TSHAYINGCA SENIOR SECONDARY SCHOOL	3			0.0					0	209	126	60.3
	200500013	4051001	BALENI SENIOR SECONDARY SCHOOL	1	121	87	71.9	16	133	75	56.4	38	120	51	42.5
	200500041	4051002	BIZANA SENIOR SECONDARY SCHOOL	3	416	260	62.5	0	448	279	62.3	27	420	279	66.4
	200501456	4051003	CANGCI COMPREHENSIVE TECHNICAL HIGH	1	111	46	41.4	14	146	68	46.6	181	191	82	42.9
	200501404	4051004	CHIEF DUMILE SENIOR SECONDARY SCHOOL	1	87	84	96.6	41	143	118	82.5	37	207	180	87.0
	200500138	4051026	DUDUMENI HIGH SCHOOL	1	37	34	91.9	10	66	52	78.8	2	45	39	86.7
	200500150	4051030	DUMSI COMPREHENSIVE HIGH SCHOOL	1	47	29	61.7	3	106	63	59.4	27	135	90	66.7
	200500205	4051031	ENQABENI SENIOR SECONDARY SCHOOL	1			0.0	0	47	31	66.0	30	103	47	45.6
	200500270	4051006	GREENVILLE SENIOR SECONDARY SCHOOL	1	95	46	48.4	0	184	62	33.7	61	128	52	40.6
	200500278	4051034	GUMZANA SENIOR SECONDARY SCHOOL	3			0.0					9	72	15	20.8
	200500300	4051007	HLAMANDANA SENIOR SECONDARY SCHOOL	2	114	82	71.9	11	128	58	45.3	14	140	58	41.4
	200501593	4041055	LUSIKISIKI CHRISTIAN SCHOOL		8	2	25.0	0	17	4	23.5	0	20	11	55.0
	200501410	4051008	MADIKIZELA SENIOR SECONDARY SCHOOL	1	58	27	46.6	31	86	32	37.2	12	90	30	33.3



District Name	EMIS No	Centre No	Centre Name	Quintile	2014			2015			2016				
					Wrote	Achieved	% Achieved	No Progressed	Wrote	Achieved	% Achieved	No Progressed	Wrote	Achieved	% Achieved
MBIZANA	200500529	4051035	MAJAVU SECONDARY SCHOOL	3			0.0					0	56	51	91.1
	200500580	4051009	MARELANE SENIOR SECONDARY SCHOOL	1	160	131	81.9	22	190	173	91.1	42	256	214	83.6
	200500583	4051027	MARINA COMPREHENSIVE HIGH SCHOOL	1	103	69	67.0	16	121	77	63.6	102	365	173	47.4
	200500639	4051010	MDATYA SENIOR SECONDARY SCHOOL	1	58	35	60.3	7	167	75	44.9	4	198	99	50.0
	200500672	4051029	MHLABI C.H. SCHOOL	1	36	27	75.0	5	31	23	74.2	0	54	39	72.2
	200500754	4051032	MPENI SENIOR SECONDARY SCHOOL	3			0.0					0	62	17	27.4
	200500764	4051011	MPONDOMBINI SENIOR SECONDARY SCHOOL	2	82	79	96.3	0	126	119	94.4	55	166	141	84.9
	200500824	4051028	MZAMBA COMPREHENSIVE HIGH SCHOOL	2	101	70	69.3	4	95	71	74.7	35	189	131	69.3
	200500871	4051012	NGALONKULU SENIOR SECONDARY SCHOOL	1	76	31	40.8	34	123	35	28.5	0	116	28	24.1
	200501457	4051013	NOMAGQWATHEKANA COMP.TECH HIGH SCHOOL	1	98	56	57.1	2	125	68	54.4	59	175	73	41.7
	200500935	4051014	NONGEKE SENIOR SECONDARY SCHOOL	1	194	142	73.2	15	299	152	50.8	129	256	123	48.0
	200500954	4051015	NTABEZULU SENIOR SECONDARY SCHOOL	1	228	113	49.6	6	236	123	52.1	67	203	116	57.1
	200500985	4051016	NTUKAYI SENIOR SECONDARY SCHOOL	1	137	38	27.7	46	245	76	31.0	0	100	63	63.0
	200500998	4051017	OLIVER TAMBO TECH SCHOOL	1	102	57	55.9	0	104	41	39.4	74	104	52	50.0
	200501090	4051018	SHUKUMA SENIOR SECONDARY SCHOOL	1	179	75	41.9	6	205	79	38.5	21	167	94	56.3
	200501123	4051019	SITHUKUTHEZI SENIOR SECONDARY SCHOOL	1	85	53	62.4	8	79	43	54.4	0	92	37	40.2
	200501195	4051020	THEMBALESIZWE COM. TECH	1	49	37	75.5	0	69	33	47.8	14	46	22	47.8
	200501278	4051021	VUKAYIBAMBE SENIOR SECONDARY SCHOOL	1	79	31	39.2	7	100	42	42.0	52	100	47	47.0
	200501282	4051022	VULINDLELA COMP.TECH	3	131	66	50.4	0	137	57	41.6	3	116	41	35.3
	200501293	4051023	WINNIE MANDELA COMPTech SENIOR SECONDARY	1	75	31	41.3	31	119	35	29.4	60	120	37	30.8
200501311	4053024	ZAMOKUHLE SPECIAL SCHOOL	99	6	6	100.0	0	7	7	100.0	5	6	3	50.0	
MT FLETCHER	200500027	4011001	BETHANIA SENIOR SECONDARY SCHOOL	1	20	7	35.0	49	61	5	8.2	0	70	14	20.0
	200401280	4011002	DINIZULU SENIOR SECONDARY SCHOOL	2	43	22	51.2	57	58	19	32.8	0	50	12	24.0
	200501208	4011003	EDWARD ZIBI SENIOR SECONDARY SCHOOL	1	55	8	14.5	54	55	33	60.0	24	36	18	50.0

District Name	EMIS No	Centre No	Centre Name	Quintile	2014			2015			2016				
					Wrote	Achieved	% Achieved	No Progressed	Wrote	Achieved	% Achieved	No Progressed	Wrote	Achieved	% Achieved
MT FLETCHER	200400167	4131029	ENGCOBO VILLAGE SENIOR SECONDARY	1			0.0					0	86	32	37.2
	200400282	4011004	JAMANGILE SENIOR SECONDARY SCHOOL	2	57	43	75.4	60	71	45	63.4	19	49	27	55.1
	200501361	4011005	KHANYA SENIOR SECONDARY SCHOOL	1	46	40	87.0	149	152	85	55.9	6	145	88	60.7
	200500359	4011006	KHORONG SENIOR SECONDARY SCHOOL	1	73	34	46.6	101	128	49	38.3	13	99	45	45.5
	200400338	4011007	KUYASA SENIOR SECONDARY SCHOOL	1	18	11	61.1	29	46	18	39.1	8	29	21	72.4
	200501358	4011008	LEHANA SENIOR SECONDARY SCHOOL	1	314	217	69.1	264	335	228	68.1	8	418	282	67.5
	200500487	4011009	LUZIE DRIFT SENIOR SECONDARY SCHOOL	1	144	91	63.2	124	136	97	71.3	74	93	70	75.3
	200400434	4011010	MACLEAR HIGH SCHOOL	4	21	21	100.0	0	27	27	100.0	0	18	18	100.0
	200501371	4011011	MHLONTLO SENIOR SECONDARY SCHOOL	1	60	44	73.3	54	64	25	39.1	22	71	25	35.2
	200501058	4011012	RAMAFOLE SENIOR SECONDARY SCHOOL	2	119	85	71.4	101	238	108	45.4	5	126	97	77.0
	200400976	4011013	SAMUEL NOMBWU SENIOR SECONDARY SCHOOL	2	40	8	20.0	0	43	21	48.8	10	33	33	100.0
	200400993	4011020	SIBABALE SENIOR SECONDARY SCHOOL	3	68	48	70.6	82	97	38	39.2	22	75	52	69.3
	200501098	4011014	SIDINANE SENIOR SECONDARY SCHOOL	2	163	130	79.8	262	395	240	60.8	47	218	158	72.5
	200501194	4011015	THAKABANNA SENIOR SECONDARY SCHOOL	1	82	39	47.6	0	87	50	57.5	6	116	37	31.9
	200401052	4011016	THOMAS NTABA SENIOR SECONDARY SCHOOL	2	118	94	79.7	0	126	86	68.3	2	113	81	71.7
	200501388	4011017	TSITSANA COMP. S.S.S	3	34	20	58.8	0	27	9	33.3	8	39	15	38.5
	200401085	4011018	UGIE HIGH SCHOOL	4	69	66	95.7	44	46	45	97.8	0	28	28	100.0
200401361	4011019	UMTHAWELANGA SENIOR SECONDARY SCHOOL	3	77	30	39.0	48	72	31	43.1	10	119	69	58.0	
MT FRERE	200500005	4021001	ARTHUR NGUNGA SENIOR SECONDARY SCHOOL	2	95	58	61.1	0	97	74	76.3	68	163	78	47.9
	200500056	4021030	BONXA HIGH SCHOOL	2	69	37	53.6	0	165	72	43.6	42	212	141	66.5
	200500060	4021002	BROOKSNEK SENIOR SECONDARY SCHOOL	2	42	18	42.9	0	62	25	40.3	10	47	28	59.6
	200500098	4021004	COLANA SENIOR SECONDARY SCHOOL	1	112	48	42.9	8	164	76	46.3	55	115	40	34.8
	200500113	4021005	DALUHLANGA SENIOR SECONDARY SCHOOL	2	76	42	55.3	3	97	39	40.2	17	92	50	54.3
	200500119	4021006	DANGWANA SENIOR SECONDARY SCHOOL	2	171	98	57.3	0	166	98	59.0	4	141	101	71.6
	200500144	4021031	DUMEZWENI SENIOR SECONDARY SCHOOL	1	102	58	56.9	17	156	95	60.9	40	226	169	74.8

District Name	EMIS No	Centre No	Centre Name	Quintile	2014			2015			2016				
					Wrote	Achieved	% Achieved	No Progressed	Wrote	Achieved	% Achieved	No Progressed	Wrote	Achieved	% Achieved
MT FRERE	200500151	4021032	DUMSI SENIOR SECONDARY SCHOOL	1	140	36	25.7	16	202	73	36.1	26	49	33	67.3
	200500313	4021007	HUKU SENIOR SECONDARY SCHOOL	1	112	63	56.3	0	102	67	65.7	39	107	76	71.0
	200500058	4022020	IKHWEZI LOMSO EDUCARE CENTRE	99			0.0					0	9	5	55.6
	200500338	4021008	JOJO SENIOR SECONDARY SCHOOL	2	83	56	67.5	0	76	55	72.4	1	92	77	83.7
	200501458	4021009	LINDELANI SENIOR SECONDARY SCHOOL	3	93	82	88.2	4	112	74	66.1	26	86	67	77.9
	200500438	4021010	LOYISO SINOR SECONDARY SCHOOL	1	48	30	62.5	4	59	33	55.9	0	83	56	67.5
	200500479	4021024	LUTATENI SENIOR SECONDARY SCHOOL	1	21	14	66.7	0	55	43	78.2	0	71	38	53.5
	200500534	4021012	MAKAULA SENIOR SECONDARY SCHOOL	2	214	132	61.7	4	213	174	81.7	0	294	234	79.6
	200501408	4021013	MANZAMNYAMA SENIOR SECONDARY SCHOOL	1	42	33	78.6	0	52	38	73.1	8	70	50	71.4
	200500383	4022019	MBODLENI SENIOR SECONDARY SCHOOL	2			0.0	0	52	20	38.5	28	89	44	49.4
	0	4021043	MBUMBAZI SENIOR SECONDARY SCHOOL	1			0.0					0	38	11	28.9
	200501377	4021033	MFAZWE COMPREHENSIVE TECH HIGH SCH	1	50	10	20.0	0	57	22	38.6	11	54	20	37.0
	200500711	4021034	MNCEBA SENIOR SECONDARY SCHOOL	2	248	176	71.0	5	302	208	68.9	61	265	182	68.7
	200500784	4021014	MOUNT AYLIF SENIOR SECONDARY SCHOOL	1	145	51	35.2	0	210	71	33.8	57	175	118	67.4
	200404016	4022017	MOUNT FRERE COMMUNITY SCHOOL	99	3	2	66.7	0	6	5	83.3	0	3	3	100.0
	200500787	4021015	MOUNT FRERE SENIOR SECONDARY SCHOOL	3	162	92	56.8	1	241	164	68.0	10	210	156	74.3
	0	4021042	MT HOREB SENIOR SECONDARY SCHOOL	1			0.0					14	45	4	8.9
	200501419	4021025	MT WHITE SENIOR SECONDARY SCHOOL	1	56	26	46.4	0	83	24	28.9	8	75	15	20.0
	200500897	4021017	NGWEKAZI SENIOR SECONDARY SCHOOL	2	85	42	49.4	1	97	44	45.4	13	42	26	61.9
	200500951	4021035	NTABANKULU SENIOR SECONDARY SCHOOL	3	105	55	52.4	2	110	83	75.5	32	122	69	56.6
	200500979	4021036	NTSIKAYEZWWE HIGH SCHOOL	1	108	38	35.2	9	148	69	46.6	17	154	53	34.4
	200500984	4021027	NTSIZWA SENIOR SECONDARY SCHOOL	1	69	10	14.5	1	91	2	2.2	3	48	7	14.6
	200501459	4021018	NZULULWAZI SENIOR SECONDARY SCHOOL	2	84	39	46.4	0	71	69	97.2	0	117	74	63.2
200501001	4021019	OSBORN SENIOR SECONDARY SCHOOL	2	108	40	37.0	0	70	40	57.1	34	119	80	67.2	

District Name	EMIS No	Centre No	Centre Name	Quintile	2014			2015			2016				
					Wrote	Achieved	% Achieved	No Progressed	Wrote	Achieved	% Achieved	No Progressed	Wrote	Achieved	% Achieved
MT FRERE	200501070	4021026	RODE SENIOR SECONDARY SCHOOL	2	59	47	79.7	2	109	37	33.9	9	82	52	63.4
	200501082	4021020	SAPUKANDUKU SENIOR SECONDARY SCHOOL	2	74	25	33.8	0	78	32	41.0	11	88	42	47.7
	200501087	4021021	SENYUKELE SENIOR SECONDARY SCHOOL	2	176	116	65.9	0	282	182	64.5	33	189	151	79.9
	200501143	4021022	SONQISHE SENIOR SECONDARY SCHOOL	1	39	22	56.4	0	64	17	26.6	0	51	48	94.1
	200401023	4011021	SOPHONIA SENIOR SECONDARY SCHOOL	1	17	5	29.4	15	18	11	61.1	6	16	8	50.0
	200501157	4021029	ST GEORGES SENIOR SECONDARY SCHOOL	3			0.0	5	47	35	74.5	41	165	74	44.8
	200501160	4021028	ST MARKS SENIOR SECONDARY SCHOOL	1	20	4	20.0	0	23	9	39.1	0	28	24	85.7
	200501171	4021037	SUKUDE SENIOR SECONDARY SCHOOL	1	50	13	26.0	2	257	160	62.3	12	300	223	74.3
	0	4021041	TOLENI SENIOR SECONDARY SCHOOL	3			0.0					0	111	44	39.6
	200501464	4022018	ZANOKHANYO BAPTIST COMPREHENSIVE SCH	99			0.0	8	8	5	62.5	0	11	8	72.7
	200501322	4021023	ZIBOKWANA SENIOR SECONDARY SCHOOL	2	207	136	65.7	4	207	101	48.8	13	150	87	58.0
	200501331	4021038	ZINYOSINI SENIOR SECONDARY SCHOOL	1	81	43	53.1	0	181	48	26.5	56	118	74	62.7
	200501338	4021039	ZWELAKHE SENIOR SECONDARY SCHOOL	2	132	121	91.7	0	151	132	87.4	102	304	258	84.9
	200501381	4022040	ZWELITSHA SENIOR SECONDARY SCHOOL	1	71	44	62.0	0	114	51	44.7	44	210	40	19.0
MTHATHA	200404017	4101001	A.V PLATJIE SENIOR SECONDARY SCHOOL	3	40	28	70.0	13	52	26	50.0	0	21	14	66.7
	200401228	4101002	ATTWELL MADALA HIGH SCHOOL	4	117	85	72.6	4	164	109	66.5	0	252	155	61.5
	200400015	4101003	BAMBILANGA SENIOR SECONDARY SCHOOL	1	31	30	96.8	19	44	28	63.6	0	48	25	52.1
	200400024	4101004	BAZINDLOVU SENIOR SECONDARY SCHOOL	2	47	17	36.2	2	84	49	58.3	0	55	31	56.4
	200400077	4101005	CHIEF N.Z MTIRARA SEN. SECONDARY SCHOOL	3	61	51	83.6	18	98	50	51.0	0	109	74	67.9
	200404018	4102006	CHRIST THE KING INT SCHOOL	99	128	45	35.2	0	118	51	43.2	0	104	60	57.7
	200400102	4101007	DALIBASO SENIOR SECONDARY SCHOOL	2	205	124	60.5	30	248	153	61.7	0	260	176	67.7
	200400106	4101008	DALINDYEBO SENIOR SECONDARY SCHOOL	1	206	157	76.2	10	182	151	83.0	0	188	142	75.5
	200400110	4101009	DALUKHANYO SENIOR SECONDARY SCHOOL	3	32	16	50.0	2	62	27	43.5	0	44	24	54.5
	200400136	4101010	DUDUMAYO SENIOR SECONDARY SCHOOL	1	177	112	63.3	26	197	105	53.3	0	118	99	83.9
	0	4101068	DUMRANA SENIOR SECONDARY SCHOOL	1			0.0					0	123	37	30.1

District Name	EMIS No	Centre No	Centre Name	Quintile	2014			2015			2016				
					Wrote	Achieved	% Achieved	No Progressed	Wrote	Achieved	% Achieved	No Progressed	Wrote	Achieved	% Achieved
MTHATHA	200400144	4101011	E.N SEKU SENIOR SECONDARY SCHOOL	1	44	27	61.4	3	48	29	60.4	0	56	12	21.4
	200401369	4101012	EFATA SCHOOL FOR THE BLIND & DEAF	99	6	2	33.3	0	7	3	42.9	0	7	3	42.9
	200401283	4101013	EXCELSIOR SENIOR SECONDARY SCHOOL	4	51	41	80.4	5	97	80	82.5	0	85	69	81.2
	200400200	4101014	GENGQE SENIOR SECONDARY SCHOOL	2	22	1	4.5	0	22	10	45.5	0	39	9	23.1
	200400805	4101071	GOBINAMBA SENIOR SECONDARY SCHOOL	2			0.0	0	27	12	44.4	0	52	25	48.1
	200400581	4101067	GOBIZIZWE SENIOR SECONDARY SCHOOL	3			0.0	0	17	14	82.4	0	44	8	18.2
	200400264	4101015	HLABATSHANE SENIOR SECONDARY SCHOOL	1	89	45	50.6	17	89	15	16.9	0	127	15	11.8
	200401311	4101016	HOLOMISA SENIOR SECONDARY SCHOOL	3	67	54	80.6	8	80	66	82.5	0	51	45	88.2
	200400272	4101017	HOLY CROSS SENIOR SECONDARY SCHOOL	3	192	176	91.7	7	166	155	93.4	0	190	169	88.9
	200401415	4102018	HOLYCROSS EDUCATION CENTRE KIDDIE LAND	99	97	90	92.8	0	99	99	100.0	0	95	93	97.9
	200401387	4101019	IKWEZI TECHNICAL SKILL CENTRE	4	78	61	78.2	5	107	62	57.9	0	103	60	58.3
	200400286	4101066	JIXINI SENIOR SECONDARY SCHOOL	3			0.0	0	22	16	72.7	0	29	24	82.8
	200400300	4101020	JONGINTABA SENIOR SECONDARY SCHOOL	1	41	28	68.3	0	54	43	79.6	0	67	45	67.2
	200401333	4101021	JOYI SENIOR SECONDARY SCHOOL	2	85	46	54.1	25	104	40	38.5	0	55	36	65.5
	200401269	4101022	JUMBA SENIOR SECONDARY SCHOOL	3	85	64	75.3	0	123	43	35.0	0	52	44	84.6
	200401410	4102023	KHANYA PRIVATE SCHOOL	99			0.0	0	15	9	60.0	0	26	15	57.7
	200401303	4102024	KHANYISA HIGH SCHOOL	1	287	272	94.8	0	305	278	91.1	0	317	275	86.8
	200401390	4102025	KINGS COMMERCIAL COLLEGE	99	54	42	77.8	10	63	60	95.2	0	65	65	100.0
	200400336	4101026	KULANATHI SENIOR SECONDARY SCHOOL	3	60	21	35.0	37	43	23	53.5	0	51	25	49.0
	200401300	4101027	KWANOBUHLE SENIOR SECONDARY SCHOOL	1	61	22	36.1	13	54	31	57.4	0	45	34	75.6
	200400357	4101028	LESLIE NKALA SENIOR SECONDARY SCHOOL	3	57	23	40.4	19	57	21	36.8	0	57	22	38.6
	200400419	4101029	LUTUBENI SENIOR SECONDARY SCHOOL	1	109	72	66.1	15	118	72	61.0	0	130	73	56.2
	200400285	4101073	MANDELA SCHOOL OF SCIENCE AND TECH	1			0.0					0	72	57	79.2
	200404028	4101063	MANZOLWANDLE SANDILE SEN SEC SCH	3	43	17	39.5	4	66	36	54.5	0	67	33	49.3
	200400518	4101070	MAXWELE SENIOR SECONDARY SCHOOL	3			0.0	0	17	5	29.4	0	19	3	15.8

District Name	EMIS No	Centre No	Centre Name	Quintile	2014			2015			2016				
					Wrote	Achieved	% Achieved	No Progressed	Wrote	Achieved	% Achieved	No Progressed	Wrote	Achieved	% Achieved
MTHATHA	200400569	4101030	MDITSHWA SENIOR SECONDARY SCHOOL	3	49	9	18.4	31	74	11	14.9	0	17	9	52.9
	200400576	4101031	MENZIWA SENIOR SECONDARY SCHOOL	1	57	14	24.6	13	40	17	42.5	0	74	22	29.7
	200400602	4101032	MILTON DALASILE SENIOR SECONDARY SCHOOL	1	72	14	19.4	6	96	40	41.7	0	51	19	37.3
	200400603	4101033	MILTON MBEKELA SENIOR SECONDARY SCHOOL	2	134	92	68.7	14	223	147	65.9	0	193	121	62.7
	200401401	4102034	MORNING STAR EDUCATION CENTRE	99	8	4	50.0	0	16	12	75.0	0	59	37	62.7
	200400642	4101035	MPEKO SENIOR SECONDARY SCHOOL	3	54	41	75.9	10	115	79	68.7	0	137	55	40.1
	200401306	4101036	MPINDWENI SENIOR SECONDARY SCHOOL	3	56	51	91.1	4	62	48	77.4	0	74	58	78.4
	200401343	4101037	NGANGELIZWE SENIOR SECONDARY SCHOOL	3	87	46	52.9	0	60	43	71.7	0	103	91	88.3
	200400772	4101064	NGUBESIZWE SENIOR SECONDARY SCHOOL	3			0.0	0	17	12	70.6	0	31	26	83.9
	200401335	4101038	NGWAYIBANJWA SENIOR SECONDARY SCHOOL	3	166	91	54.8	33	141	95	67.4	0	130	93	71.5
	200401294	4101039	NOZUKO SENIOR SECONDARY SCHOOL	1	95	84	88.4	79	213	123	57.7	0	137	110	80.3
	200400495	4101059	QINGQOLO S.S.S.	1	19	8	42.1	0	17	7	41.2	0	14	5	35.7
	200401252	4101040	QOKOLWENI SENIOR SECONDARY SCHOOL	3	84	65	77.4	33	146	90	61.6	0	103	75	72.8
	200400985	4101042	SEA VIEW SECONDARY SCHOOL	1	44	15	34.1	8	53	6	11.3	0	66	14	21.2
	200400005	4101062	SINOLWAZI SEN SEC SCHOOL	3	74	34	45.9	0	88	24	27.3	0	88	40	45.5
	200401288	4101043	ST JOHNS COLLEGE	4	367	343	93.5	0	462	428	92.6	0	394	378	95.9
	200404020	4102044	ST JUDE PRIVATE SCHOOL	99	51	29	56.9	1	44	30	68.2	0	40	27	67.5
	200404015	4102045	ST MARTINS SCHOOL	99	13	9	69.2	0	68	27	39.7	0	60	32	53.3
	200401409	4102046	STRATEGIC HIGH SCHOOL	99	41	33	80.5	0	66	47	71.2	0	54	26	48.1
	200400086	4101065	TYELINZIMA HIGH SCHOOL	1			0.0	18	96	15	15.6	0	71	23	32.4
	200401089	4101049	UMTATA HIGH SCHOOL	4	87	84	96.6	2	104	91	87.5	0	94	90	95.7
	200404014	4101050	UMTATA INTERNATIONAL SCHOOL	4	79	71	89.9	1	105	94	89.5	0	81	73	90.1
	200401340	4101051	UMTATA TECHNICAL COLLEGE	3	108	79	73.1	3	213	122	57.3	0	150	70	46.7
	200401104	4101057	UPPER MPAKO SENIOR SECONDARY SCHOOL	1	126	31	24.6	82	148	45	30.4	0	108	70	64.8
	200400313	4101072	WILO COMPREHENSIVE SENIOR SEC SCHOOL	3			0.0	0	23	5	21.7	0	21	6	28.6
	200401150	4101052	XOLILIZWE SANGONI SENIOR SECONDARY	3	79	23	29.1	5	63	33	52.4	0	38	19	50.0



District Name	EMIS No	Centre No	Centre Name	Quintile	2014			2015			2016				
					Wrote	Achieved	% Achieved	No Progressed	Wrote	Achieved	% Achieved	No Progressed	Wrote	Achieved	% Achieved
MTHATHA	200401166	4101053	ZAMAKULUNGISA SENIOR SECONDARY SCHOOL	3	317	220	69.4	59	271	169	62.4	0	221	182	82.4
	0	4101069	ZANGQELE SENIOR SECONDARY SCHOOL	1			0.0					0	54	14	25.9
	200401191	4101058	ZIMELE HIGH SCHOOL	3	164	140	85.4	12	228	171	75.0	0	255	171	67.1
	200401304	4101054	ZINGISA COMPREHENSIVE SCHOOL	5	167	155	92.8	0	232	200	86.2	0	196	184	93.9
	200401210	4101055	ZWELIBANGILE SENIOR SECONDARY SCHOOL	3	121	58	47.9	15	119	64	53.8	0	99	31	31.3
	200401225	4101056	ZWELODUMO SENIOR SECONDARY SCHOOL	3	112	58	51.8	58	165	56	33.9	0	76	47	61.8
NGCOBO	200600452	4131001	BATANDWA NDONDO SENIOR SECONDARY SCHOOL	3	75	49	65.3	58	137	46	33.6	24	92	46	50.0
	200600088	4131002	CALA SENIOR SECONDARY SCHOOL	3	65	59	90.8	63	175	87	49.7	14	172	68	39.5
	200400084	4131003	CLARKEBURY SENIOR SECONDARY SCHOOL	1	179	82	45.8	6	241	109	45.2	7	257	180	70.0
	200400094	4131027	CWECWENI SENIOR SECONDARY SCHOOL	1	83	39	47.0	4	94	59	62.8	10	126	67	53.2
	200600123	4131020	D.M. SKOSANA SENIOR SECONDARY SCHOOL	2	59	37	62.7	26	77	32	41.6	19	69	31	44.9
	200400134	4131004	DOLOPHINI SENIOR SECONDARY SCHOOL	1	65	37	56.9	8	71	26	36.6	4	69	22	31.9
	200401338	4131005	ELLIOT HIGH SCHOOL	4	33	27	81.8	0	28	24	85.7	0	35	25	71.4
	200400159	4131006	EMIZAMOYETHU SENIOR SECONDARY SCHOOL	1	32	21	65.6	3	58	21	36.2	3	45	27	60.0
	200400248	4131007	GWARUBANA SENIOR SECONDARY SCHOOL	1	78	33	42.3	23	111	21	18.9	31	117	31	26.5
	200400324	4131025	KHANYOLWETHU SENIOR SECONDARY SCHOOL	1	18	8	44.4	10	25	6	24.0	4	25	5	20.0
	200600359	4131009	L.JENTILE SENIOR SECONDARY SCHOOL	2	30	15	50.0	8	60	13	21.7	9	37	20	54.1
	200400487	4131010	MANZANA SENIOR SECONDARY SCHOOL	2	54	39	72.2	55	166	45	27.1	49	174	70	40.2
	200400504	4131011	MASIKHUTHALE PUBLIC SECONDARY SCHOOL	3	51	31	60.8	44	100	39	39.0	59	130	35	26.9
	200400940	4131024	MASILINGANE SENIOR SECONDARY SCHOOL	1	47	29	61.7	14	51	27	52.9	30	48	21	43.8
	200400552	4131012	MCOBOLOLO SENIOR SECONDARY SCHOOL	1	50	33	66.0	5	57	44	77.2	35	55	47	85.5
	200400584	4131013	MGUDLWA SENIOR SECONDARY SCHOOL	1	90	78	86.7	39	106	33	31.1	47	67	18	26.9
	200400693	4131014	MZIKAYISE DALASILE SENIOR SECONDARY SCHOOL	2	99	67	67.7	5	103	57	55.3	39	131	55	42.0
	400773	4131026	NGUBESIZWE SENIOR SECONDARY SCHOOL				0.0	0	28	18	64.3	15	68	34	50.0



District Name	EMIS No	Centre No	Centre Name	Quintile	2014			2015			2016				
					Wrote	Achieved	% Achieved	No Progressed	Wrote	Achieved	% Achieved	No Progressed	Wrote	Achieved	% Achieved
NGCOBO	200401313	4131015	NOSIMO TECHNICAL HIGH SCHOOL	1	29	4	13.8	3	35	15	42.9	9	45	14	31.1
	200400893	4131016	NYANGA SENIOR SECONDARY SCHOOL	3	211	165	78.2	17	231	178	77.1	44	186	146	78.5
	200400905	4131021	PAKAMANI SENIOR SECONDARY SCHOOL	1	190	158	83.2	93	289	200	69.2	55	250	182	72.8
	200501465	4122043	RIVERSIDE SENIOR SECONDARY SCHOOL	99	86	40	46.5	0	74	49	66.2	0	79	45	57.0
	200600743	4131022	SIFONONDILE SENIOR SECONDARY SCHOOL	2	24	15	62.5	4	16	13	81.3	1	16	11	68.8
	0	4131028	SITOZA SENIOR SECONDARY SCHOOL	1			0.0					3	102	30	29.4
	200401199	4131017	ZULULIYAZONGOMA SENIOR SECONDARY	1	112	104	92.9	54	215	86	40.0	141	260	64	24.6
	200401213	4131018	ZWELIHLE SENIOR SECONDARY SCHOOL	1	67	29	43.3	7	69	28	40.6	0	59	17	28.8
	200401223	4131019	ZWELIVUMILE SENIOR SECONDARY SCHOOL	1	68	33	48.5	13	91	39	42.9	63	116	40	34.5
PORT ELIZABETH	200100019	4222001	ALAZHAR PRIMARY INSTITUTE		11	11	100.0	0	15	14	93.3	0	14	14	100.0
	200100021	4221002	ALEXANDER ROAD HIGH SCHOOL	5	205	203	99.0	1	231	229	99.1	0	197	195	99.0
	200100037	4221003	ARCADIA SENIOR SECONDARY SCHOOL	3	96	77	80.2	50	130	85	65.4	63	135	51	37.8
	200100957	4221004	BERTRAM SECONDARY SCHOOL	3	95	64	67.4	41	190	131	68.9	85	165	86	52.1
	200100064	4221005	BETHELSDORP COMPREHENSIVE SCHOOL	3	144	112	77.8	20	128	98	76.6	14	141	106	75.2
	200100079	4221006	BOOYSEN PARK SECONDARY SCHOOL	3	74	59	79.7	30	150	91	60.7	79	128	50	39.1
	200100977	4222081	BRYLIN HIGH SCHOOL	99	39	36	92.3	3	27	22	81.5	2	28	25	89.3
	200100104	4223007	CAPE RECIFE HIGH SCHOOL	99	28	21	75.0	1	33	24	72.7	0	25	24	96.0
	200100111	4221008	CHAPMAN HIGH SCHOOL	4	106	102	96.2	39	165	135	81.8	39	119	103	86.6
	200100114	4221009	CHATTY SENIOR SECONDARY SCHOOL	3	90	50	55.6	103	154	40	26.0	77	109	44	40.4
	200100118	4221010	CHUBEKILE SENIOR SECONDARY SCHOOL	3	71	37	52.1	27	88	37	42.0	29	133	18	13.5
	200100119	4221011	CINGANI HIGH SCHOOL	3	76	48	63.2	19	104	39	37.5	12	110	47	42.7
	200100131	4221012	COLLEGIATE GIRLS HIGH SCHOOL	5	139	138	99.3	0	138	138	100.0	0	122	122	100.0
	200100137	4221013	COSELELANI SENIOR SECONDARY SCHOOL	3	21	17	81.0	12	50	24	48.0	8	30	7	23.3
	200100139	4221014	COWAN HIGH SCHOOL	3	136	101	74.3	40	177	124	70.1	17	176	101	57.4
200100151	4221015	DAVID LIVINGSTONE SENIOR SECONDARY	3	81	49	60.5	44	113	55	48.7	35	103	44	42.7	

District Name	EMIS No	Centre No	Centre Name	Quintile	2014			2015			2016				
					Wrote	Achieved	% Achieved	No Progressed	Wrote	Achieved	% Achieved	No Progressed	Wrote	Achieved	% Achieved
PORT ELIZABETH	200100177	4221017	DOUGLAS MBOPA SENIOR SECONDARY SCHOOL	3	207	133	64.3	32	195	121	62.1	52	226	126	55.8
	200100186	4221018	E Z KABANE HIGH SCHOOL	3	36	25	69.4	8	48	24	50.0	6	55	32	58.2
	200100190	4222019	ED-U-COLLEGE HIGH SCHOOL	99	41	29	70.7	0	38	15	39.5	0	41	23	56.1
	200101021	4223060	ELSEN ACADEMY	5			0.0	4	4	4	100.0	0	5	5	100.0
	200100954	4221021	ETHEMBENI ENRICHMENT CENTRE	3	71	70	98.6	0	68	68	100.0	0	70	70	100.0
	200100244	4221022	GELVANDALE HIGH SCHOOL	4	161	117	72.7	33	163	85	52.1	57	184	95	51.6
	200100277	4221024	GREY BOYS SCHOOL	5	160	160	100.0	0	186	186	100.0	0	150	149	99.3
	200100308	4221025	HILLSIDE SECODARY SCHOOL	3	56	44	78.6	35	121	77	63.6	30	85	64	75.3
	200100033	4221026	HOeRSKOOL ANDREW RABIE	3	84	71	84.5	2	85	73	85.9	5	53	46	86.8
	200100313	4221027	HOeRSKOOL CILLIE SCHOOL	3	128	124	96.9	18	150	144	96.0	3	136	133	97.8
	200100165	4221028	HOeRSKOOL D.F MALHERBE	5	94	93	98.9	2	100	100	100.0	0	98	96	98.0
	200100230	4221029	HOeRSKOOL FRAMESBY	5	190	189	99.5	3	224	221	98.7	0	188	187	99.5
	200100607	4221030	HOeRSKOOL OTTO DU PLESSIS	5	154	137	89.0	3	126	113	89.7	7	141	123	87.2
	200100384	4221038	IKHWEZI LOMSO COMPREHENSIVE SCHOOL	3	157	114	72.6	51	193	144	74.6	75	218	154	70.6
	200100989	4222032	INSIGHT LEARNING CENTRE & COLLEGE	99	9	7	77.8	1	2	2	100.0	0	10	6	60.0
	200100344	4221033	ITHEMBELIHLE COMPREHENSIVE SCHOOL	3	145	73	50.3	29	179	75	41.9	32	148	58	39.2
	200100347	4221034	JAMES JOLOBE SENIOR SECONDARY SCHOOL	3	86	41	47.7	40	108	45	41.7	23	103	24	23.3
	200100973	4222035	KABEGA CHRISTELIKE SKOOL	99	24	22	91.7	0	24	20	83.3	0	7	7	100.0
	200100892	4223036	KHANYISA SCHOOL FOR THE BLIND	99	3	2	66.7	3	8	5	62.5	0	7	3	42.9
	200100381	4221037	KHUMBULANI HIGH SCHOOL	3	91	66	72.5	19	122	55	45.1	20	129	71	55.0
	200100927	4221039	KWAMAGXAKI HIGH SCHOOL	3	117	80	68.4	18	178	100	56.2	73	80	67	83.8
	200100427	4221040	KWAZAKHELE HIGH SCHOOL	3	94	52	55.3	19	129	73	56.6	21	156	60	38.5
	200100119	4221041	LAWSON BROWN HIGH	3	154	142	92.2	0	158	139	88.0	0	144	127	88.2
	200100133	4222042	LINKSIDE HIGH SCHOOL	5	98	95	96.9	0	127	121	95.3	0	97	93	95.9
	200100468	4221043	LOYISO SENIOR SECONDARY SCHOOL	3	66	50	75.8	21	83	31	37.3	43	66	21	31.8
	200100472	4221044	LUNGISA HIGH SCHOOL	3	127	82	64.6	18	177	59	33.3	48	145	36	24.8

District Name	EMIS No	Centre No	Centre Name	Quintile	2014			2015			2016				
					Wrote	Achieved	% Achieved	No Progressed	Wrote	Achieved	% Achieved	No Progressed	Wrote	Achieved	% Achieved
PORT ELIZABETH	200100497	4221047	MASIBAMBANE SENIOR SECONDARY SCHOOL	3	99	50	50.5	69	151	52	34.4	43	126	42	33.3
	200100498	4221048	MASIPHATHISANE SENIOR SECONDARY SCHOOL	3	145	119	82.1	18	345	170	49.3	36	314	167	53.2
	200100509	4221049	MFESANE SENIOR SECONDARY SCHOOL	3	88	75	85.2	17	157	74	47.1	68	165	74	44.8
	200100117	4221050	MORNINGSIDE HIGH SCHOOL	5	76	57	75.0	2	144	100	69.4	8	82	50	61.0
	200100531	4221051	MOTHERWELL HIGH SCHOOL	3	104	53	51.0	22	105	64	61.0	20	155	81	52.3
	200100546	4221052	MZONTSUNDU SENIOR SECONDARY SCHOOL	3	139	37	26.6	74	159	64	40.3	82	157	59	37.6
	200101034	4222053	NASRUDDIN ISLAMIC HIGH SCHOOL	99	25	25	100.0	0	26	25	96.2	0	27	27	100.0
	200100555	4221054	NCEDO SENIOR SECONDARY SCHOOL	3	74	58	78.4	19	111	71	64.0	77	111	44	39.6
	200100556	4221055	NDYEBO SENIOR SECONDARY SCHOOL	3	82	49	59.8	18	139	83	59.7	13	128	69	53.9
	200100558	4221056	NDZONDELELO HIGH SCHOOL	3	170	129	75.9	12	135	98	72.6	14	230	171	74.3
	200100563	4221057	NEWELL PUBLIC SECONDARY SCHOOL	3	73	36	49.3	0	77	48	62.3	29	87	33	37.9
	200100567	4221031	NEWTON T.H.S	5	89	78	87.6	0	118	101	85.6	5	138	107	77.5
	200100893	4223058	NORTHERN LIGHTS SCHOOL	99	94	53	56.4	0	8	7	87.5	0	8	7	87.5
	200100618	4221059	PATERSON HIGH SCHOOL	4	108	87	80.6	27	122	92	75.4	8	120	104	86.7
	200100619	4221060	PEARSON HIGH SCHOOL	5	168	168	100.0	1	181	181	100.0	1	213	213	100.0
	200100626	4221061	PHAKAMISA SENIOR SECONDARY SCHOOL	3	87	30	34.5	6	69	32	46.4	31	133	42	31.6
	200100638	4221062	QAPHELANI SENIOR SECONDARY SCHOOL	3	46	23	50.0	2	95	26	27.4	0	60	31	51.7
	200100671	4221063	SAKHISIZWE SENIOR SECONDARY SCHOOL	3	79	36	45.6	43	115	39	33.9	28	48	28	58.3
	200100678	4221064	SANCTOR HIGH SCHOOL	3	210	183	87.1	29	234	152	65.0	40	176	120	68.2
	200100691	4211022	SHAW PARK COMBINED SCHOOL	2	7	3	42.9	0	17	4	23.5	0	15	2	13.3
	200100716	4221066	SOPHAKAMA SENIOR SECONDARY SCHOOL	3	31	10	32.3	27	64	28	43.8	17	75	31	41.3
	200100717	4221067	SOQHAYISA SENIOR SECONDARY SCHOOL	3	56	51	91.1	12	85	68	80.0	24	69	63	91.3
	200900350	4221087	ST ALBANS SCHOOL	5	6	5	83.3	0	13	5	38.5	3	4	2	50.0
	200100735	4221068	ST JAMES SECONDARY SCHOOL	5	83	68	81.9	7	91	72	79.1	8	60	47	78.3
	200100745	4221069	ST THOMAS SENIOR SECONDARY SCHOOL	3	151	134	88.7	11	166	148	89.2	18	180	148	82.2
	200100769	4221070	TAMSANQA SECONDARY SCHOOL	3	40	9	22.5	26	67	17	25.4	56	44	7	15.9
200100918	4222072	THE HILL COLLEGE	99	34	32	94.1	0	42	40	95.2	3	34	34	100.0	

District Name	EMIS No	Centre No	Centre Name	Quintile	2014			2015			2016				
					Wrote	Achieved	% Achieved	No Progressed	Wrote	Achieved	% Achieved	No Progressed	Wrote	Achieved	% Achieved
PORT ELIZABETH	200100895	4222073	THEODOR HERZL HIGH SCHOOL	99	31	31	100.0	0	31	31	100.0	0	24	24	100.0
	200100786	4221020	THUBELIHLE SENIOR SECONDARY SCHOOL	3	87	13	14.9	3	43	14	32.6	58	63	2	3.2
	200100799	4221074	TYHILULWAZI SENIOR SECONDARY SCHOL	3	59	20	33.9	5	107	32	29.9	24	96	21	21.9
	200100823	4221075	VICTORIA PARK HIGH SCHOOL	5	217	215	99.1	1	197	196	99.5	2	190	190	100.0
	200100830	4221076	VULUMZI SENIOR SECONDARY SCHOOL	3	47	27	57.4	13	124	54	43.5	22	98	47	48.0
	200100878	4221077	WALMER HIGH SCHOOL	3	170	46	27.1	71	155	55	35.5	122	237	51	21.5
	200100846	4221078	WESTERING HIGH SCHOOL	5	161	161	100.0	2	186	186	100.0	0	170	170	100.0
	200100851	4221079	WESTVILLE SECONDARY SCHOOL	5	123	111	90.2	16	175	138	78.9	23	117	104	88.9
	200100869	4221080	WOOLHOPE SECONDARY SCHOOL	4	160	133	83.1	5	148	128	86.5	3	148	104	70.3
QUEENSTOWN	200600004	4071001	ABAMBO HIGH SCHOOL	2	104	39	37.5	1	119	51	42.9	0	85	44	51.8
	200600076	4071002	BULELANI SENIOR SECONDARY SCHOOL	3	159	114	71.7	17	131	92	70.2	26	174	115	66.1
	200600163	4071003	EKUPHUMLENI HIGH SCHOOL	3	69	57	82.6	3	86	77	89.5	2	113	100	88.5
	200600206	4071004	FUNDA HIGH SCHOOL	3	119	72	60.5	0	107	58	54.2	3	95	55	57.9
	200600245	4072043	GET AHEAD	99	78	68	87.2	2	70	63	90.0	0	62	51	82.3
	200600253	4071005	HEWU	3	38	14	36.8	3	33	13	39.4	0	32	18	56.3
	200600693	4071006	HEXAGON HIGH SCHOOL	5	92	80	87.0	9	83	81	97.6	5	87	83	95.4
	200600267	4071007	HOeRSKOOL HANGKLIP	5	61	59	96.7	0	55	55	100.0	0	44	44	100.0
	200600307	4071008	JOE SLOVO FREEDOM HIGH SCHOOL	3	114	64	56.1	14	103	38	36.9	30	96	49	51.0
	200601022	4071009	JOHN NOAH HIGH SCHOOL	3	52	33	63.5	0	84	33	39.3	0	91	24	26.4
	200600981	4071010	KHANYA HIGH SCHOOL	3	24	11	45.8	2	30	13	43.3	1	43	22	51.2
	200601065	4071011	KWA-KOMANI COMP	3	159	103	64.8	46	241	124	51.5	41	119	88	73.9
	200600886	4071012	LAVELILANGA SENIOR SECONDARY SCHOOL	3	27	6	22.2	0	18	13	72.2	3	18	14	77.8
	200600375	4071013	LINGELIHLE SENIOR SECONDARY SCHOOL	3	135	100	74.1	51	170	86	50.6	42	116	66	56.9
	200600400	4071014	LUVUYO LERUMO SCHOOL	3	186	64	34.4	2	149	50	33.6	0	137	59	43.1
	200601105	4071015	MANZUZULU SENIOR SECONDARY SCHOOL	3	49	18	36.7	8	56	27	48.2	2	38	21	55.3
	200600441	4071016	MARIA LOUW HIGH SCHOOL	5	191	122	63.9	73	165	111	67.3	25	92	79	85.9
	200600503	4071018	MOLTENO HIGH SCHOOL	4	29	18	62.1	7	22	14	63.6	2	17	11	64.7
	200600539	4071019	MZAMOMHLE HIGH SCHOOL	2	14	3	21.4	0	12	6	50.0	0	9	4	44.4
200600542	4071020	N. MOTMAN PUBLIC SCHOOL	3	59	21	35.6	0	49	32	65.3	0	83	47	56.6	

District Name	EMIS No	Centre No	Centre Name	Quintile	2014			2015			2016				
					Wrote	Achieved	% Achieved	No Progressed	Wrote	Achieved	% Achieved	No Progressed	Wrote	Achieved	% Achieved
QUEENSTOWN	200600556	4071021	NDLOVUKAZI HIGH SCHOOL	3	57	32	56.1	9	83	63	75.9	12	94	81	86.2
	200600576	4071022	NGUBENGCUKA SENIOR SECONDARY SCHOOL	3	43	9	20.9	11	47	14	29.8	8	18	8	44.4
	200600963	4071023	NKWANCA HIGH SCHOOL	3	150	99	66.0	10	164	119	72.6	1	173	119	68.8
	200600986	4071024	NOMPUMELELO HIGH SCHOOL	3	116	49	42.2	22	120	46	38.3	5	69	49	71.0
	200600643	4071026	NTUNJA SENIOR SECONDARY SCHOOL	3	25	11	44.0	0	24	13	54.2	0	28	11	39.3
	200600799	4072027	OLIVET PRIVATE SCHOOL	99	12	12	100.0	0	15	12	80.0	0	15	10	66.7
	200600667	4071028	PHAKAMANI SENIOR SECONDARY SCHOOL	2	8	6	75.0	2	19	18	94.7	0	23	16	69.6
	200600691	4071029	QUEEN'S COLLEGE BOYS' HIGH SCHOOL	5	109	108	99.1	0	105	104	99.0	0	112	109	97.3
	200600694	4071030	QUEENSTOWN GIRLS HIGH SCHOOL	5	103	103	100.0	0	101	101	100.0	0	100	100	100.0
	200600071	4072031	ROYAL ACADEMY	99	48	41	85.4	0	51	41	80.4	2	38	28	73.7
	0	4071050	SADA SCHOOL OF EXCELLENCE	1			0.0					0	11	4	36.4
	200600738	4071032	SIBONILE SENIOR SECONDARY SCHOOL	3	22	9	40.9	1	17	11	64.7	0	16	5	31.3
	200600739	4071033	SIBUYELE COMBINED SCHOOL	2	40	14	35.0	4	27	14	51.9	5	34	23	67.6
	200600746	4071034	SIJONGEPHAMBILI	3	37	11	29.7	1	44	5	11.4	0	29	8	27.6
	200600760	4071035	SIYAPHAKAMA SENIOR SECONDARY SCHOOL	3	62	11	17.7	7	46	8	17.4	9	22	17	77.3
	200601117	4071036	SOVUKA SIKHANYE HIGH SCHOOL	2	18	5	27.8	0	23	6	26.1	0	25	10	40.0
	200600779	4071037	SOYISILE SENIOR SECONDARY SCHOOL	2	50	23	46.0	1	49	28	57.1	0	31	16	51.6
	200600885	4071038	VELALANGA SENIOR SECONDARY SCHOOL	3	21	6	28.6	0	18	7	38.9	0	15	7	46.7
	200600898	4071039	VUSELELA COMBINED SCHOOL	2	41	20	48.8	1	43	14	32.6	0	31	8	25.8
	200600903	4071040	W.B.RUBUSANA SENIOR SECONDARY SCHOOL	3	113	62	54.9	22	150	62	41.3	65	85	52	61.2
200600936	4071041	ZAMOKUHLE SENIOR SECONDARY SCHOOL	3	44	9	20.5	0	38	25	65.8	0	60	16	26.7	
200600952	4071048	ZOLANI JUNIOR SECONDARY SCHOOL	3			0.0	1	54	9	16.7	0	74	9	12.2	
200600956	4071042	ZWELEDINGA HIGH SCHOOL	2	82	41	50.0	0	93	22	23.7	0	91	36	39.6	
QUMBU	200400034	4111001	BELE ZINGCUKA TECHNICAL COLLEGE	3	46	29	63.0	35	63	23	36.5	22	21	14	66.7
	200500072	4111031	BUWA SENIOR SECONDARY SCHOOL	1			0.0				0	28	14	50.0	
	200400067	4111002	CAMERON NGUDLE SENIOR SECONDARY SCHOOL	2	24	23	95.8	9	51	41	80.4	9	32	30	93.8

District Name	EMIS No	Centre No	Centre Name	Quintile	2014			2015			2016				
					Wrote	Achieved	% Achieved	No Progressed	Wrote	Achieved	% Achieved	No Progressed	Wrote	Achieved	% Achieved
QUMBU	200400108	4111003	DALUHLANGA SENIOR SECONDARY SCHOOL	1	12	9	75.0	21	42	11	26.2	4	39	14	35.9
	200400128	4111004	DILIZINTABA SENIOR SECONDARY SCHOOL	2	52	38	73.1	58	109	38	34.9	19	76	57	75.0
	200501398	4111005	DWEBA SENIOR SECONDARY SCHOOL	1	27	15	55.6	17	64	39	60.9	17	16	15	93.8
	200400200	4111006	GCISA SENIOR SECONDARY SCHOOL	2	22	14	63.6	9	35	13	37.1	5	26	14	53.8
	200400293	4111007	JONGILIZWE SENIOR SECONDARY SCHOOL	3	50	33	66.0	52	81	16	19.8	20	62	16	25.8
	200400308	4111008	JOUBERT LUDIDI SENIOR SECONDARY SCHOOL	2	40	39	97.5	59	110	44	40.0	21	64	53	82.8
	200400310	4111009	KT MCHASA SENIOR SECONDARY SCHOOL	3	141	129	91.5	24	180	135	75.0	28	203	145	71.4
	200400363	4111010	LITTLE FLOWER SENIOR SECONDARY SCHOOL	3	78	76	97.4	17	127	100	78.7	51	178	108	60.7
	200400364	4111011	LUTUKA SENIOR SECONDARY SCHOOL	3	102	83	81.4	22	134	95	70.9	10	136	90	66.2
	200400671	4111012	MTENGWANE SENIOR SECONDARY SCHOOL	2	39	25	64.1	26	71	38	53.5	34	81	52	64.2
	200601166	4102048	MTHATHA COLLEGE OF MATHS SCIENCE & COMM	99	64	29	45.3	0	43	41	95.3	0	44	41	93.2
	200400847	4111013	NQWILISO SENIOR SECONDARY SCHOOL	1	38	35	92.1	86	178	74	41.6	69	132	66	50.0
	200400524	4111014	QUMBU TECHNICAL HIGH SCHOOL	2	29	24	82.8	52	172	92	53.5	32	97	66	68.0
	200400958	4111015	QUMBU VILLAGE SENIOR SECONDARY SCHOOL	3	114	88	77.2	89	189	97	51.3	26	133	114	85.7
	200401286	4111028	REUBEN NTULI SENIOR SECONDARY SCHOOL	3	38	25	65.8	37	65	19	29.2	22	31	26	83.9
	200400979	4111016	SANDY MAJEKE SENIOR SECONDARY SCHOOL	3	11	6	54.5	19	35	14	40.0	14	17	6	35.3
	200400989	4111017	SHAWBURY SENIOR SECONDARY SCHOOL	2	74	50	67.6	85	157	74	47.1	23	114	73	64.0
	200401291	4111018	SOMAGUNYA SENIOR SECONDARY SCHOOL	2	67	21	31.3	10	48	17	35.4	19	34	8	23.5
	200401028	4111020	ST CUTHBERT'S SEN SEC SCHOOL	3	54	41	75.9	23	47	32	68.1	13	22	16	72.7
	200401027	4111019	ST BARTHOLOMEWS SENIOR SECONDARY SCHOOL	2	49	42	85.7	133	202	73	36.1	72	82	44	53.7
	200401035	4111021	SULENKAMA SENIOR SECONDARY SCHOOL	2	19	14	73.7	5	37	16	43.2	19	27	23	85.2
	200401041	4111022	TANDANANI SENIOR SECONDARY SCHOOL	2	72	43	59.7	18	87	51	58.6	30	72	54	75.0
	200501219	4111023	TOLWENI SENIOR SECONDARY SCHOOL	1	15	8	53.3	155	219	95	43.4	7	51	50	98.0
200401069	4111024	TSHONGWENI SENIOR SECONDARY SCHOOL	3	36	22	61.1	12	68	36	52.9	2	72	51	70.8	



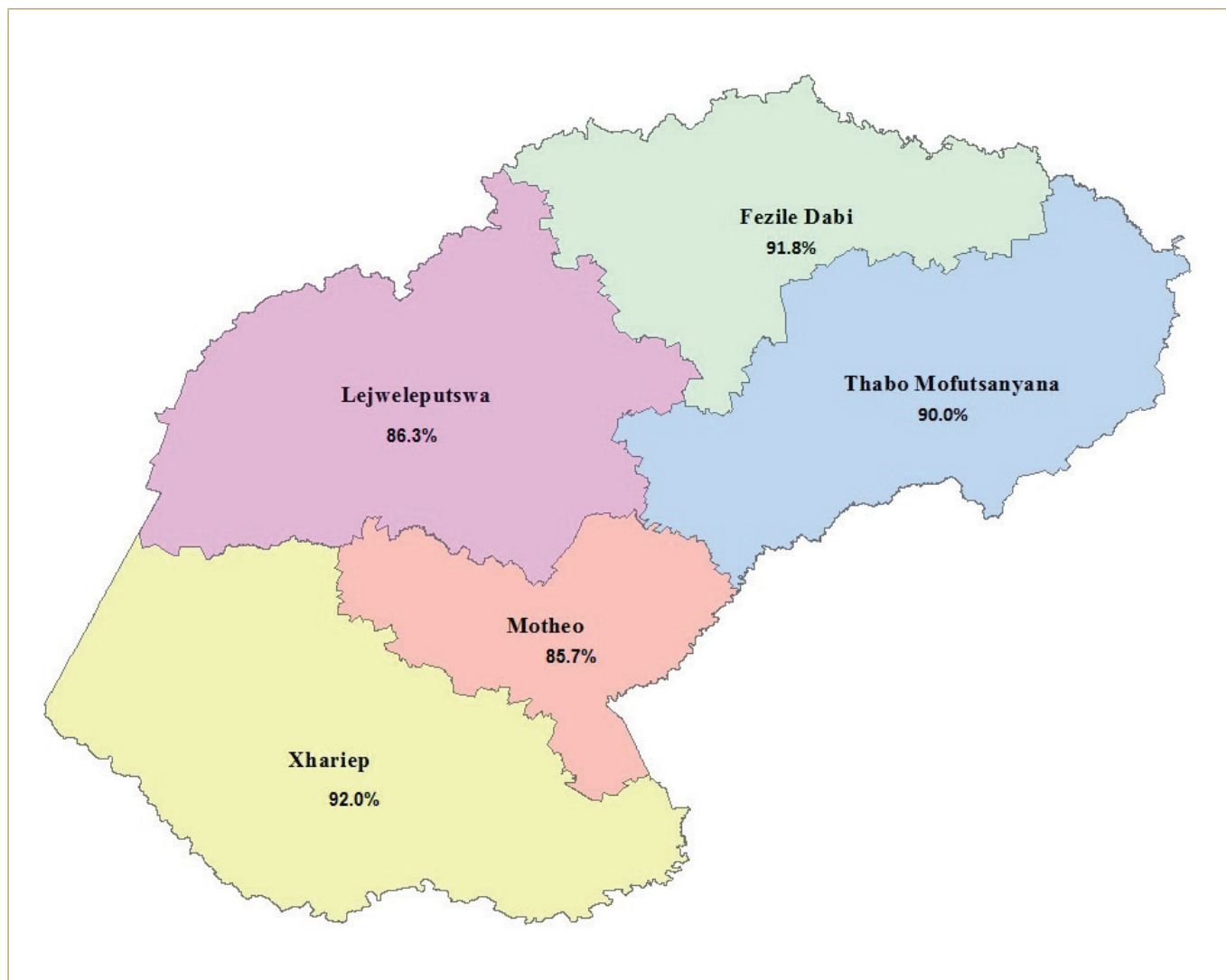
District Name	EMIS No	Centre No	Centre Name	Quintile	2014			2015			2016				
					Wrote	Achieved	% Achieved	No Progressed	Wrote	Achieved	% Achieved	No Progressed	Wrote	Achieved	% Achieved
QUMBU	200400359	4111025	TSOLO HIGH SCHOOL	3	55	43	78.2	40	91	39	42.9	8	89	61	68.5
	200401321	4111026	UPPER CULUNCA SENIOR SECONDARY SCHOOL	1	15	14	93.3	12	42	17	40.5	9	16	9	56.3
	200401143	4111027	WELSH SENIOR SECONDARY SCHOOL	1	10	8	80.0	125	138	21	15.2	43	53	19	35.8
STERKSPRUIT	200600012	4061001	ALIWAL NORTH HIGH SCHOOL	5	85	84	98.8	1	82	78	95.1	0	86	78	90.7
	200600266	4061002	BARKLY EAST HIGH SCHOOL	4	25	23	92.0	0	29	28	96.6	0	24	24	100.0
	200600048	4061003	BISHOP DEMONT SECONDARY SCHOOL	3	35	29	82.9	12	72	37	51.4	16	59	37	62.7
	200600049	4061004	BLIKANA SENIOR SECONDARY SCHOOL	2	75	37	49.3	10	107	26	24.3	0	90	23	25.6
	200600078	4061005	BURGERSDORP HIGH SCHOOL	4	45	44	97.8	0	51	51	100.0	1	45	44	97.8
	200600152	4061007	EBENENZER NYATHI SENIOR SECONDARY SCHOOL	3	101	43	42.6	31	116	35	30.2	5	68	36	52.9
	200600160	4061008	EGQILI SENIOR SECONDARY SCHOOL	3	109	75	68.8	0	119	91	76.5	0	72	57	79.2
	200600190	4061009	ETHEMBENI SECONDARY SCHOOL	3	73	28	38.4	1	62	24	38.7	0	74	33	44.6
	200600291	4061010	IMPUMELELO SENIOR SECONDARY SCHOOL	3	81	65	80.2	49	110	30	27.3	20	55	32	58.2
	200600308	4061011	JONAS GODUKA SENIOR SECONDARY SCHOOL	2	18	14	77.8	6	49	20	40.8	2	34	13	38.2
	200600985	4061029	LADY GREY ACADEMY	4	73	70	95.9	0	63	60	95.2	0	46	43	93.5
	200600399	4061012	LUVUMELWANO SENIOR SECONDARY SCHOOL	2	90	41	45.6	50	126	45	35.7	35	43	28	65.1
	200600424	4061013	MALCOMESS SECONDARY SCHOOL	3	108	59	54.6	1	97	62	63.9	36	91	49	53.8
	200600428	4061014	MALIKHANYE SENIOR SECONDARY SCHOOL	3	86	62	72.1	51	159	83	52.2	122	56	38	67.9
	200600446	4061030	MASAKHANE SENIOR SECONDARY SCHOOL	2	52	23	44.2	21	64	25	39.1	7	52	30	57.7
	200600476	4061015	MEHLOMAKHULU SENIOR SECONDARY SCHOOL	2	128	69	53.9	77	145	53	36.6	89	80	66	82.5
	200600972	4061016	MZOMHLE SENIOR SECONDARY SCHOOL	2	51	27	52.9	36	124	36	29.0	10	60	31	51.7
	200600589	4061017	NKULULEKO SENIOR SECONDARY SCHOOL	3	55	18	32.7	29	95	33	34.7	35	61	33	54.1
	200600606	4061018	NOMPUMELELO SENIOR SECONDARY SCHOOL	2	61	8	13.1	8	55	4	7.3	1	31	9	29.0
	200600638	4061019	NTLALO SENIOR SECONDARY SCHOOL	3	18	14	77.8	2	16	13	81.3	8	11	11	100.0
200600649	4061020	NYATHELA SENIOR SECONDARY SCHOOL	2	116	37	31.9	32	144	41	28.5	0	56	28	50.0	
200600670	4061021	PHAMBILI MZONTSUNDU SENIOR SECONDARY	3	41	26	63.4	2	26	11	42.3	11	33	27	81.8	



District Name	EMIS No	Centre No	Centre Name	Quintile	2014			2015			2016				
					Wrote	Achieved	% Achieved	No Progressed	Wrote	Achieved	% Achieved	No Progressed	Wrote	Achieved	% Achieved
STERKSPRUIT	200600708	4061022	REX MDEBUKA SENIOR SECONDARY SCHOOL	3	43	15	34.9	20	62	14	22.6	23	45	31	68.9
	200601001	4061023	SIMPHIWE KHETHWA SECONDARY SCHOOL	3	25	10	40.0	0	45	14	31.1	0	67	8	11.9
	200600037	4061024	SIVUMELENE SENIOR SECONDARY SCHOOL	1	46	20	43.5	0	29	18	62.1	0	19	7	36.8
	200600795	4061025	ST TERESA SENIOR SECONDARY SCHOOL	1	151	123	81.5	20	256	184	71.9	0	127	109	85.8
	200601149	4062026	STERKSPRUIT CHRISTIAN SCHOOL	99	30	30	100.0	0	25	24	96.0	0	30	30	100.0
	200600801	4061027	STERKSPRUIT SENIOR SECONDARY SCHOOL	3	161	89	55.3	44	286	137	47.9	67	102	64	62.7
	200600849	4061028	TLOKWENG SENIOR SECONDARY SCHOOL	1	236	162	68.6	3	312	186	59.6	0	140	127	90.7
	200501280	4053025	VUKUZENZELE SPECIAL SCHOOL	99	3	3	100.0	4	13	11	84.6	3	9	4	44.4
UITENHAGE	200100312	4231001	BRANDWAG HIGH SCHOOL	5	183	180	98.4	1	163	162	99.4	0	157	156	99.4
	200100909	4231002	DANIEL PIERNAAR THS	5	150	140	93.3	0	139	134	96.4	1	142	134	94.4
	200100238	4231003	GAMBLE STREET SECONDARY SCHOOL	3	127	112	88.2	19	149	113	75.8	11	132	84	63.6
	200101041	4232037	GLOBAL LEADERSHIP ACADEMY	99	37	37	100.0	0	39	39	100.0	0	44	44	100.0
	200100291	4231004	HANKEY SENIOR SECONDARY SCHOOL	3	87	58	66.7	39	126	50	39.7	28	77	53	68.8
	200100162	4231005	HOeRSKOOL DESPATCH	5	149	143	96.0	0	140	138	98.6	4	151	143	94.7
	200100315	4231006	HOeRSKOOL MC LACHLAN	4	19	19	100.0	0	24	24	100.0	0	30	30	100.0
	200100571	4231007	HOeRSKOOL NICO MALAN	5	152	150	98.7	0	154	154	100.0	1	174	172	98.9
	200100325	4231008	HUMANSDORP SENIOR SECONDARY SCHOOL	3	235	211	89.8	45	299	251	83.9	41	307	269	87.6
	200100357	4231009	JOHN WALTON SECONDARY SCHOOL	3	85	55	64.7	28	107	58	54.2	10	127	67	52.8
	200100390	4231010	KIRKWOOD HIGH SCHOOL	4	23	23	100.0	2	35	35	100.0	0	34	32	94.1
	200100454	4231011	LIMEKHAYA SECONDARY SCHOOL	3	73	42	57.5	17	52	34	65.4	44	53	43	81.1
	200100473	4231012	LUNGISO PUBLIC HIGH SCHOOL	3	42	35	83.3	18	69	56	81.2	31	92	69	75.0
	200100494	4231013	MARY MOUNT RC SECONDARY SCHOOL	5	63	46	73.0	0	59	44	74.6	0	75	64	85.3
	200100503	4231014	MC CARTHY COMPREHENSIVE SCHOOL	3	66	48	72.7	42	111	52	46.8	7	62	38	61.3
200100525	4231016	MOLLY BLACKBURN SENIOR SECONDARY SCHOOL	3	253	183	72.3	33	239	159	66.5	38	215	117	54.4	
200100529	4231017	MOSES MADIBA SENIOR SECONDARY SCHOOL	3	38	12	31.6	0	56	22	39.3	24	53	15	28.3	

District Name	EMIS No	Centre No	Centre Name	Quintile	2014			2015			2016				
					Wrote	Achieved	% Achieved	No Progressed	Wrote	Achieved	% Achieved	No Progressed	Wrote	Achieved	% Achieved
UITENHAGE	200100538	4231018	MUIR COLLEGE BOYS HIGH SCHOOL	5	74	68	91.9	0	70	68	97.1	0	86	84	97.7
	200100572	4231019	NKULULEKO SENIOR SECONDARY SCHOOL	3	116	18	15.5	39	119	33	27.7	30	45	34	75.6
	200100917	4231020	PATENSIE SECONDARY SCHOOL	3	19	3	15.8	15	34	8	23.5	0	16	7	43.8
	200100937	4231021	PAUL SAUER HIGH SCHOOL	4	28	27	96.4	0	35	35	100.0	4	34	34	100.0
	200100627	4231022	PHAPHANI SENIOR SECONDARY SCHOOL	3	54	18	33.3	20	80	21	26.3	19	83	45	54.2
	200100640	4231036	QHAYIYALETU F.E.T.	3	38	19	50.0	35	61	19	31.1	30	35	25	71.4
	200100650	4231023	RIEBEEK COLLEGE GIRLS HIGH SCHOOL	5	88	87	98.9	0	88	87	98.9	0	78	78	100.0
	200100657	4231024	ROCKLANDS INTERMEDIATE SCHOOL	2	40	34	85.0	18	47	29	61.7	0	46	30	65.2
	200100674	4231025	SAMKELWE SENIOR SECONDARY SCHOOL	3	37	13	35.1	7	22	12	54.5	18	34	19	55.9
	200100680	4231026	SANDISULWAZI HIGH SCHOOL	3	13	11	84.6	5	34	14	41.2	14	47	16	34.0
	200100702	4231027	SISONKE SENIOR SECONDARY SCHOOL	3	69	20	29.0	1	93	21	22.6	6	52	16	30.8
	200100713	4231028	SOLOMON MAHLANGU HIGH SCHOOL	3	74	54	73.0	0	89	68	76.4	18	112	91	81.3
	200100731	4231029	ST COLMCILLE SENIOR SECONDARY SCHOOL	3	27	22	81.5	29	74	42	56.8	23	74	55	74.3
	200100750	4231030	STRELITZIA HIGH SCHOOL	5	129	118	91.5	0	150	133	88.7	1	133	127	95.5
	200100974	4225506	TEHILLAH CHRISTIAN ACADEMY				0.0	0	100	48	48.0	5	71	55	77.5
	200100772	4231031	THANDUXOLO SENIOR SECONDARY SCHOOL	3	37	13	35.1	14	67	15	22.4	9	50	15	30.0
	200100788	4231032	TINARA HIGH SCHOOL	3	38	11	28.9	10	32	9	28.1	0	24	17	70.8
	200100802	4231033	UITENHAGE SENIOR SECONDARY SCHOOL	4	184	158	85.9	24	206	179	86.9	68	229	196	85.6
	200100810	4231034	V M KWINANA SENIOR SECONDARY SCHOOL	3	40	27	67.5	14	97	42	43.3	45	75	19	25.3
200100881	4231035	ZANOLWAZI SENIOR SECONDARY SCHOOL	3	72	20	27.8	55	100	27	27.0	39	54	29	53.7	

## Free State



District Name	EMIS No	Centre No	Centre Name	Quintile	2014			2015			2016				
					Wrote	Achieved	% Achieved	No Progressed	Wrote	Achieved	% Achieved	No Progressed	Wrote	Achieved	% Achieved
Fezile Dabi	442506316	3202001	AFRIKAANSE HSKOOL KROONSTAD	5	109	106	97.2	0	105	105	100.0	6	103	103	100.0
	443611240	3201001	AFRIKAANSE HSKOOL SASOLBURG	5	121	114	94.2	7	117	112	95.7	8	133	126	94.7
	443011135	3201002	BARNARD MOLOKOANE SS	1	95	82	86.3	57	92	88	95.7	55	131	128	97.7
	442506237	3202002	BODIBENG SS	2	62	54	87.1	31	63	59	93.7	25	80	74	92.5
	444611126	3202004	BOIPHILELO SS	1	42	38	90.5	1	87	71	81.6	3	101	88	87.1
	443011180	3201004	BOITLAMO SS	1	94	64	68.1	1	73	55	75.3	20	84	71	84.5
	444510328	3201005	BONGANE-LEBOHANG SS	1	37	29	78.4	15	68	45	66.2	27	47	38	80.9
	442506332	3202005	BRENTPARK CS	3	40	34	85.0	15	58	50	86.2	5	54	42	77.8
	442506338	3202006	CALCULUS KOLLEGE CI/S	99	30	28	93.3	0	27	26	96.3	0	19	17	89.5
	443611168	3201006	CEDAR SS	3	147	83	56.5	16	125	97	77.6	48	94	84	89.4
	442506199	3202009	DR REGINALD CINGO CSS	3	138	118	85.5	127	175	109	62.3	1	103	92	89.3
	441610084	3201007	FALESIZWE SS	1	127	106	83.5	8	217	138	63.6	71	126	107	84.9
	441811277	3202011	HEILBRON CS	5	40	40	100.0	0	27	27	100.0	0	29	29	100.0
	443611245	3201010	HTS SASOLBURG	5	81	75	92.6	6	100	90	90.0	0	69	60	87.0
	443611134	3201011	IKETSETSENG CSS	3	128	96	75.0	12	159	147	92.5	66	190	177	93.2
	442506339	3202013	JSM SETILOANE SS	3	17	10	58.8	4	18	15	83.3	0	22	19	86.4
	443611280	3201051	KAHOBOTJHA-SAKUBUSHA SS	3	76	66	86.8	16	109	77	70.6	32	131	125	95.4
	442506078	3202014	KANANELO SS	3	116	101	87.1	52	131	129	98.5	31	158	145	91.8
	444306340	3202015	KGABARENG TS	1	34	29	85.3	26	53	45	84.9	27	63	53	84.1
	444306234	3202016	KGOLAGANO SS	1	87	87	100.0	53	132	132	100.0	93	116	109	94.0
	442506318	3202019	KROONSTAD CSS	5	120	116	96.7	0	113	111	98.2	0	112	110	98.2
	442411129	3202021	KWAKWATSI SS	2	42	34	81.0	22	45	38	84.4	9	39	39	100.0
	443611141	3201012	LE NOTSI SS	2	76	57	75.0	29	60	29	48.3	12	57	49	86.0
	442510187	3202025	MATLWANGTLWANG SS	2	74	61	82.4	9	43	41	95.3	22	76	69	90.8
	441811178	3201015	METSIMATLE SS	2	25	18	72.0	12	41	32	78.0	0	30	27	90.0
	441610200	3201016	MFUNDO THUTO SS	2	71	61	85.9	51	136	111	81.6	44	88	79	89.8
	442506203	3202026	MOTSWELA SS	3	76	58	76.3	24	70	57	81.4	11	76	72	94.7
	440506229	3202028	NAMPO ASS	1	35	34	97.1	0	51	51	100.0	1	56	56	100.0
	442506241	3202029	NGWATHE SS	2	38	34	89.5	29	58	55	94.8	3	65	63	96.9
	443611068	3201018	NKGOPOLENG SS	3	163	108	66.3	39	123	118	95.9	81	165	160	97.0
	443611181	3201019	NOMSA SS	2	131	83	63.4	0	99	89	89.9	34	89	77	86.5
	443011241	3201020	PARYS SKOOL SS	5	102	97	95.1	5	105	101	96.2	1	105	101	96.2
	443611162	3201021	PELE-YA-PELE SS	3	92	73	79.3	4	99	70	70.7	34	60	48	80.0
	443011028	3201022	PHEHELLANG SS	3	58	51	87.9	11	34	34	100.0	32	68	68	100.0
442506216	3202032	PHEPHETSO SS	3	83	67	80.7	58	170	151	88.8	52	154	144	93.5	
441811229	3202034	PHIRITONA SS	3	138	116	84.1	6	142	121	85.2	55	190	162	85.3	
441610173	3201023	QALABOTJHA SS	2	77	75	97.4	41	81	72	88.9	16	75	71	94.7	

District Name	EMIS No	Centre No	Centre Name	Quintile	2014			2015			2016				
					Wrote	Achieved	% Achieved	No Progressed	Wrote	Achieved	% Achieved	No Progressed	Wrote	Achieved	% Achieved
Fezile Dabi	443611272	3202036	REBATLA THUTO SS	2	34	29	85.3	23	45	42	93.3	2	67	66	98.5
	441610193	3201024	REFENG THABO SS	2	42	37	88.1	0	60	52	86.7	15	36	35	97.2
	444306214	3202037	REHAUHETSWE SS	1	64	46	71.9	12	80	53	66.3	29	62	54	87.1
	441610088	3201026	RETSHEDISITSWE SS	2	76	73	96.1	87	178	149	83.7	43	124	114	91.9
	444306320	3202038	SALOMON SENEKAL CS	5	23	22	95.7	0	27	27	100.0	0	18	18	100.0
	444611171	3202039	SAMUEL SEBEGO PAKI SS	1	101	76	75.2	8	83	69	83.1	4	94	81	86.2
	441811260	3202040	SANDERSVILLE CS	3				0	14	11	78.6	0	7	7	100.0
	442411249	3202041	SAREL CILLIERS CS	3	27	26	96.3	1	37	35	94.6	0	32	32	100.0
	443611242	3201028	SASOLBURG SS	5	157	154	98.1	2	164	161	98.2	0	149	149	100.0
	441811147	3202042	SEDIBA-THUTO SS	1	79	75	94.9	44	103	97	94.2	39	62	60	96.8
	442710262	3202043	STEYNSRUS CS	4	46	44	95.7	13	60	59	98.3	0	39	39	100.0
	444306138	3202045	THABANG SS	1	48	38	79.2	33	126	79	62.7	77	87	60	69.0
	442506169	3202046	THAKAMESO CSS	2	75	61	81.3	6	69	62	89.9	56	82	69	84.1
	441610358	3201029	TSEBO-ULWAZI SS	2	58	29	50.0	20	38	35	92.1	18	55	41	74.5
	441610264	3201031	TWEELING CS	2	44	43	97.7	0	38	38	100.0	0	30	30	100.0
	443611170	3201032	VAAL CHRISTIAN CI/S	99	58	41	70.7	0	50	44	88.0	0	47	46	97.9
	443611244	3201033	VAALPARK ARTICON	5	88	78	88.6	3	68	66	97.1	0	66	65	98.5
	441610265	3201034	VILLIERS CS	4	6	6	100.0	1	14	13	92.9	0	11	11	100.0
	443011203	3201035	WEIVELD ASS	1	62	59	95.2	10	79	79	100.0	5	59	56	94.9
	441610266	3201036	WILGERIVIER CS	5	46	46	100.0	0	38	37	97.4	0	49	49	100.0
443011173	3201037	YAKHISISWE SS	3	62	51	82.3	23	84	78	92.9	13	82	71	86.6	
442506335	3202048	ZENITH CI/S	99	40	34	85.0	3	36	35	97.2	2	44	42	95.5	
Lejweleputswa	440704214	3182001	AKADEMIA SS	2	121	97	80.2	36	71	67	94.4	20	105	95	90.5
	440404129	3181001	ARAMELA CS	2	29	21	72.4	12	35	29	82.9	7	24	21	87.5
	441912034	3182002	BAHALE SS	3	173	63	36.4	146	85	68	80.0	46	97	75	77.3
	440404216	3181002	BOSHOF CS	3	77	72	93.5	5	87	82	94.3	26	97	80	82.5
	440506317	3181003	BOTHAVILLE SS	5	64	63	98.4	1	74	74	100.0	0	68	68	100.0
	440506235	3181004	BOVAAL ACS	1	6	6	100.0	0	18	13	72.2	1	19	17	89.5
	440808296	3181005	BULTFONTEIN CS	5	17	17	100.0	0	30	30	100.0	0	27	27	100.0
	444008294	3182006	CONCORDIA SS	2	70	55	78.6	12	63	56	88.9	34	83	78	94.0
	440506232	3181006	DIPHETOHO SS	1	37	32	86.5	26	37	30	81.1	15	56	44	78.6
	444712129	3181063	EDMUND RICE CI/S	99	26	25	96.2	0	24	24	100.0	0	27	26	96.3
	444712056	3182008	ED-U-COLLEGE WELKOM CI/S	99	25	19	76.0	3	20	15	75.0	0	18	13	72.2
	442908251	3181008	ELDOROT SS	3	62	44	71.0	8	59	49	83.1	7	50	49	98.0
	444712076	3182010	GOUDVELD SS	5	155	151	97.4	0	146	145	99.3	1	172	172	100.0
	440808282	3181009	HANOVER CFS	1	16	6	37.5	19	33	22	66.7	6	18	17	94.4
	444412077	3182011	HARMONY SS	5	76	72	94.7	20	99	95	96.0	1	83	72	86.7
	441912078	3182013	HENNENMAN SS	5	46	45	97.8	1	54	53	98.1	0	46	45	97.8
	444412079	3182014	HENTIE CILLIERS HS	5	133	128	96.2	4	109	108	99.1	0	115	112	97.4
	442008297	3181010	HOOPSTAD CS	5	25	25	100.0	0	22	22	100.0	0	18	18	100.0

District Name	EMIS No	Centre No	Centre Name	Quintile	2014			2015			2016				
					Wrote	Achieved	% Achieved	No Progressed	Wrote	Achieved	% Achieved	No Progressed	Wrote	Achieved	% Achieved
Lejweleputswa	444712082	3182015	HTS WELKOM	5	120	89	74.2	14	94	85	90.4	6	92	84	91.3
	444908323	3181011	IPHATELENG SS	1	47	34	72.3	36	51	33	64.7	26	33	29	87.9
	445008310	3182016	IPOPENG SS	2	32	18	56.3	18	50	40	80.0	5	27	25	92.6
	444908152	3181012	ITHABELENG SS	1	95	79	83.2	61	124	85	68.5	14	71	68	95.8
	444908008	3181013	ITOKISETSENG CFS	1	10	10	100.0	1	10	9	90.0	6	16	12	75.0
	442908321	3181015	JC MOTUMI SS	2	89	65	73.0	42	85	61	71.8	33	98	64	65.3
	440704040	3181016	KAGISANO CS	2	14	12	85.7	15	27	20	74.1	0	6	6	100.0
	440404264	3181045	KGHOLOLOSEGO SS	1	30	21	70.0	19	34	24	70.6	16	46	16	34.8
	441912110	3182017	KHELENG SS	3	89	74	83.1	126	120	102	85.0	39	81	79	97.5
	442908307	3181019	KUTLOANONG SS	1	150	122	81.3	30	177	126	71.2	20	112	102	91.1
	442908319	3181020	LA WESI SS	3	90	53	58.9	76	138	96	69.6	40	71	60	84.5
	444712002	3182018	LEBOGANG SS	3	115	93	80.9	14	127	102	80.3	101	113	98	86.7
	444712127	3182067	LEKGARIETSE SS	3	55	50	90.9	18	85	81	95.3	25	66	62	93.9
	444712029	3182019	LENAKENG TS	2	61	25	41.0	6	77	63	81.8	31	45	37	82.2
	444712040	3182020	LEPHOLA CSS	3	152	102	67.1	40	197	176	89.3	56	119	105	88.2
	444712044	3182021	LESEDING TS	3	144	112	77.8	44	127	120	94.5	29	133	113	85.0
	444712114	3182023	LETSETE SS	2	186	101	54.3	119	105	69	65.7	73	141	97	68.8
	440506227	3181022	MAMELLANG-THUTO SS	1	93	82	88.2	20	123	113	91.9	45	131	117	89.3
	444412025	3182024	MAMELLO SS	2	106	94	88.7	12	146	142	97.3	16	146	140	95.9
	444412119	3182025	MAREMATLOU SS	1	184	171	92.9	26	127	121	95.3	12	108	107	99.1
	444206211	3182026	MATSERIPE SS	1	112	78	69.6	99	106	69	65.1	85	122	73	59.8
	444412113	3182028	MELODING SS	2	76	69	90.8	22	95	79	83.2	6	71	63	88.7
	444908243	3181026	MONYAKENG SS	1	39	35	89.7	27	63	51	81.0	19	53	46	86.8
	440506102	3181028	MOPHATE SS	2	89	77	86.5	14	102	94	92.2	34	91	84	92.3
	442908234	3181029	MOSALA SS	3	89	66	74.2	57	75	52	69.3	29	70	66	94.3
	445008150	3182030	NALEDI-YA-BOTJABELA SS	1	40	36	90.0	107	40	39	97.5	30	42	35	83.3
	444712052	3182031	NANABOLELA SS	2	66	57	86.4	77	131	83	63.4	31	80	56	70.0
	440506198	3181031	OZIEL SELELE CSS	1	76	62	81.6	43	75	53	70.7	16	49	35	71.4
	442908055	3181033	PHEHELLO SS	1	81	69	85.2	158	220	178	80.9	31	126	118	93.7
	440808312	3181027	RAINBOW SS	1	87	60	69.0	33	157	138	87.9	29	138	124	89.9
	442908180	3181035	REARABETSWE SS	3	138	123	89.1	103	175	120	68.6	23	107	100	93.5
	444412047	3182035	REATLEHILE SS	3	61	44	72.1	2	61	51	83.6	2	38	35	92.1
	440704141	3182037	REFIHLETSE CS	2	8	7	87.5	17	44	20	45.5	6	14	13	92.9
	442008316	3181037	RELEKILE SS	1	72	61	84.7	22	95	69	72.6	1	50	46	92.0
	440808153	3181038	REPHOLOSITSWE SS	1	90	65	72.2	48	89	66	74.2	16	102	70	68.6
	444712115	3182075	RHEEDER PARK COMBINED SCHOOL	2	48	33	68.8	18	66	48	72.7	33	60	37	61.7
	444712080	3182039	RIEBEECKSTAD SS	5	81	79	97.5	0	101	93	92.1	3	115	111	96.5
	444908298	3181039	SANDVELD CS	5	29	29	100.0	1	23	22	95.7	0	22	22	100.0
	440404259	3181040	SENZILE CS	1	63	54	85.7	56	117	85	72.6	4	62	57	91.9
	442908239	3181041	SEQHOBONG SS	1	73	60	82.2	33	83	66	79.5	37	90	59	65.6



District Name	EMIS No	Centre No	Centre Name	Quintile	2014			2015			2016					
					Wrote	Achieved	% Achieved	No Progressed	Wrote	Achieved	% Achieved	No Progressed	Wrote	Achieved	% Achieved	
Lejweleputswa	440704219	3182045	STAATSPRES SWART CS	5	31	31	100.0	0	37	36	97.3	0	41	41	100.0	
	444008151	3182046	TAIWE SS	2	55	55	100.0	6	119	115	96.6	25	66	65	98.5	
	444712033	3182047	TETO SS	3	175	147	84.0	35	197	151	76.6	41	226	180	79.6	
	444008299	3182048	THEUNISSEN CS	5	18	18	100.0	0	24	19	79.2	1	22	18	81.8	
	444712020	3182049	THOTAGAUTA SS	3	127	104	81.9	46	84	69	82.1	49	138	104	75.4	
	442008225	3181043	TIKWANE CSS	1	52	45	86.5	3	85	55	64.7	10	26	20	76.9	
	444712081	3182054	UNITAS CSS	5	155	117	75.5	29	171	132	77.2	57	152	127	83.6	
	444712083	3182058	WELKOM HIGH SS	5	209	190	90.9	9	219	196	89.5	15	172	156	90.7	
	444712107	3182059	WELKOM SS	3	56	35	62.5	62	78	36	46.2	32	93	59	63.4	
	444712075	3182060	WELKOM-GIMNASIUM SS	5	169	167	98.8	12	175	169	96.6	1	160	159	99.4	
	442908295	3181046	WESSEL MAREE SS	5	42	41	97.6	1	71	70	98.6	0	55	53	96.4	
	445008300	3182061	WINBURG CS	3	27	27	100.0	7	29	26	89.7	5	26	23	88.5	
Motho	440304273	3171095	ACADEMY OF EXCELLENCE CI/S	99	30	26	86.7	0	25	24	96.0	0	35	35	100.0	
	440304267	3171001	ACCELERATED CHRISTIAN COLLEGE SI/S	99	41	36	87.8	0	38	28	73.7	0	43	36	83.7	
	443907314	3173002	ALBERT MOROKA SS	3	102	102	100.0	11	107	107	100.0	21	131	131	100.0	
	440303261	3171003	ATLEHANG SS	4	159	127	79.9	6	173	156	90.2	30	124	115	92.7	
	440304187	3171089	BAINSVLEI CS	2	50	49	98.0	0	51	49	96.1	7	52	50	96.2	
	443907315	3173003	BARTIMEA SCHOOL FOR THE DEAF AND BLIND	99	5	4	80.0	0	9	4	44.4	6	14	10	71.4	
	444802126	3172039	BLOEMFONTEIN SOUTH HIGH SS	5	112	87	77.7	17	105	85	81.0	1	99	95	96.0	
	440304212	3171004	BLOEMFONTEIN SS	5	140	134	95.7	1	142	137	96.5	1	143	140	97.9	
	440304255	3171008	BREBNER SS	5	297	283	95.3	1	294	261	88.8	3	299	265	88.6	
	440304207	3171055	C EN N H MEISIESKOOL ORANJE	5	117	117	100.0	0	155	155	100.0	0	144	144	100.0	
	440303127	3171009	CALCULUS BLOEMFONTEIN SI/S	99	86	77	89.5	57	66	60	90.9	0	46	42	91.3	
	440303237	3171010	CASTLEBRIDGE CI/S	99	29	18	62.1	2	18	13	72.2	1	14	9	64.3	
	441002116	3171011	CHRISTIAAN DE WET CS	4	56	54	96.4	1	60	60	100.0	1	53	53	100.0	
	440304223	3171012	CHRISTIAN BROTHERS COLLEGE CI/S	99	24	24	100.0	0	26	26	100.0	0	32	32	100.0	
	443907266	3173005	CHRISTIAN LIPHOKO IS	3	45	43	95.6	44	79	67	84.8	39	92	59	64.1	
	440303102	3171013	COMMTECH CSS	3	150	123	82.0	0	132	87	65.9	64	241	142	58.9	
	440304241	3171016	DR BLOK SS	4	79	63	79.7	0	211	117	55.5	14	154	115	74.7	
	440303196	3171015	DR VILJOEN CS	5	97	88	90.7	9	72	57	79.2	0	95	82	86.3	
	445203253	3171105	EMET CHRISTIAN COLLEGE	99									0	2	2	100.0
	440304210	3171017	EUNICE SS	5	177	177	100.0	0	174	174	100.0	0	164	164	100.0	
441207293	3173006	EXCELSIOR CS	3	23	19	82.6	6	9	8	88.9	7	15	10	66.7		
440303188	3171019	FICHARDTPARK SS	5	196	196	100.0	0	192	192	100.0	1	207	207	100.0		
443907250	3173007	GORONYANE SS	3	147	81	55.1	144	134	80	59.7	7	127	98	77.2		



District Name	EMIS No	Centre No	Centre Name	Quintile	2014			2015			2016				
					Wrote	Achieved	% Achieved	No Progressed	Wrote	Achieved	% Achieved	No Progressed	Wrote	Achieved	% Achieved
Motheo	440304211	3171021	GREY-KOLLEGE SS	5	221	218	98.6	1	237	237	100.0	1	222	217	97.7
	440304265	3171022	HEADSTART HIGH SI/S	99	68	33	48.5	13	61	51	83.6	12	52	36	69.2
	440304183	3171023	HEATHERDALE CSS	5	133	128	96.2	27	139	129	92.8	6	87	86	98.9
	440303052	3171025	HODISA TS	3	80	42	52.5	17	86	41	47.7	107	181	100	55.2
	440303194	3171026	HTS LOUIS BOTHA	5	224	176	78.6	24	262	225	85.9	2	239	215	90.0
	440303032	3171028	IKAELELO SS	3	111	86	77.5	12	146	105	71.9	20	114	76	66.7
	442607336	3173009	ITOKISETSENG BOKAMOSO SS	2	58	41	70.7	16	60	36	60.0	0	30	29	96.7
	440303189	3171030	JIM FOUCHE SS	5	202	202	100.0	0	185	185	100.0	0	158	158	100.0
	440304117	3171031	KAELANG SS	4	53	46	86.8	56	174	118	67.8	4	78	67	85.9
	440303070	3171033	KAGISHO CSS	4	101	80	79.2	43	179	123	68.7	36	177	150	84.7
	440602034	3172007	KGAUHO SS	2	174	138	79.3	63	245	135	55.1	69	137	108	78.8
	440602053	3172008	KGORATHUTO SS	1	183	79	43.2	89	203	92	45.3	39	115	102	88.7
	440303251	3171110	KOPANONG SENIOR SECONDARY	3	142	127	89.4	60	135	124	91.9	11	157	156	99.4
	445802156	3171114	KYRIOS INDEPENDENT SCHOOL	99	13	11	84.6	0	21	18	85.7	1	12	10	83.3
	442607299	3173055	LADYBRAND ACADEMY	99	22	17	77.3	0	23	16	69.6	1	25	24	96.0
	442607292	3173011	LADYBRAND SS	5	63	63	100.0	0	68	68	100.0	1	68	68	100.0
	442607063	3173012	LE RENG SS	2	161	113	70.2	109	198	134	67.7	74	195	146	74.9
	440602046	3172010	LEFIKENG SS	2	153	131	85.6	249	320	168	52.5	26	103	95	92.2
	440304087	3171038	LEKHULONG SS	4	85	66	77.6	23	114	96	84.2	0	113	102	90.3
	440602122	3172011	LENYORA LA THUTO CSS	2	213	138	64.8	184	311	192	61.7	59	143	106	74.1
	440602072	3172012	LERATONG SS	1	186	146	78.5	169	499	250	50.1	100	143	87	60.8
	440303011	3171039	LEREKO SS	3	118	107	90.7	15	158	129	81.6	23	110	103	93.6
	444802117	3171042	LOUW WEPENER CS	4	40	28	70.0	17	48	38	79.2	10	28	19	67.9
	443907249	3173013	MARIASDAL SS	4	63	44	69.8	7	68	58	85.3	17	49	41	83.7
	440303216	3171045	MARTIE DU PLESSIS HS	99	38	31	81.6	3	36	26	72.2	7	52	52	100.0
	441002074	3171046	METSIMAPHODI SS	3	110	81	73.6	70	128	63	49.2	36	91	71	78.0
	440304045	3171048	MOEMEDI SS	4	134	102	76.1	0	155	119	76.8	7	96	84	87.5
	443907241	3173015	MOROKA SS	1	130	112	86.2	18	187	143	76.5	3	125	115	92.0
	440602121	3172015	MPATLENG SS	2	127	79	62.2	72	151	99	65.6	13	84	75	89.3
	440304208	3171052	NAVALSIG CSS	5	200	157	78.5	1	169	141	83.4	0	135	119	88.1
	440602060	3172017	NTEMOSENG SS	3	74	59	79.7	27	111	86	77.5	31	98	90	91.8
	440602090	3172018	NTUMEDISENG SS	2	111	52	46.8	46	192	91	47.4	42	96	68	70.8
	440304250	3171056	PETUNIA SS	4	119	107	89.9	22	161	150	93.2	26	183	149	81.4
	443907267	3173017	PHETOGANE SS	3	108	76	70.4	93	137	103	75.2	12	84	78	92.9
	440602047	3172020	POPANO SS	1	129	57	44.2	0	129	63	48.8	23	69	45	65.2
	440304218	3171058	PRESIDENT STEYN CS	5	42	41	97.6	0	29	28	96.6	0	41	41	100.0
	444802025	3171059	QIBING SS	1	65	50	76.9	26	68	64	94.1	10	86	81	94.2
	440602059	3172022	REAMOHETSE SS	1	162	101	62.3	192	326	133	40.8	60	91	58	63.7
	441207157	3173018	REUTLWAHETSE SS	2	69	46	66.7	35	69	54	78.3	4	75	57	76.0

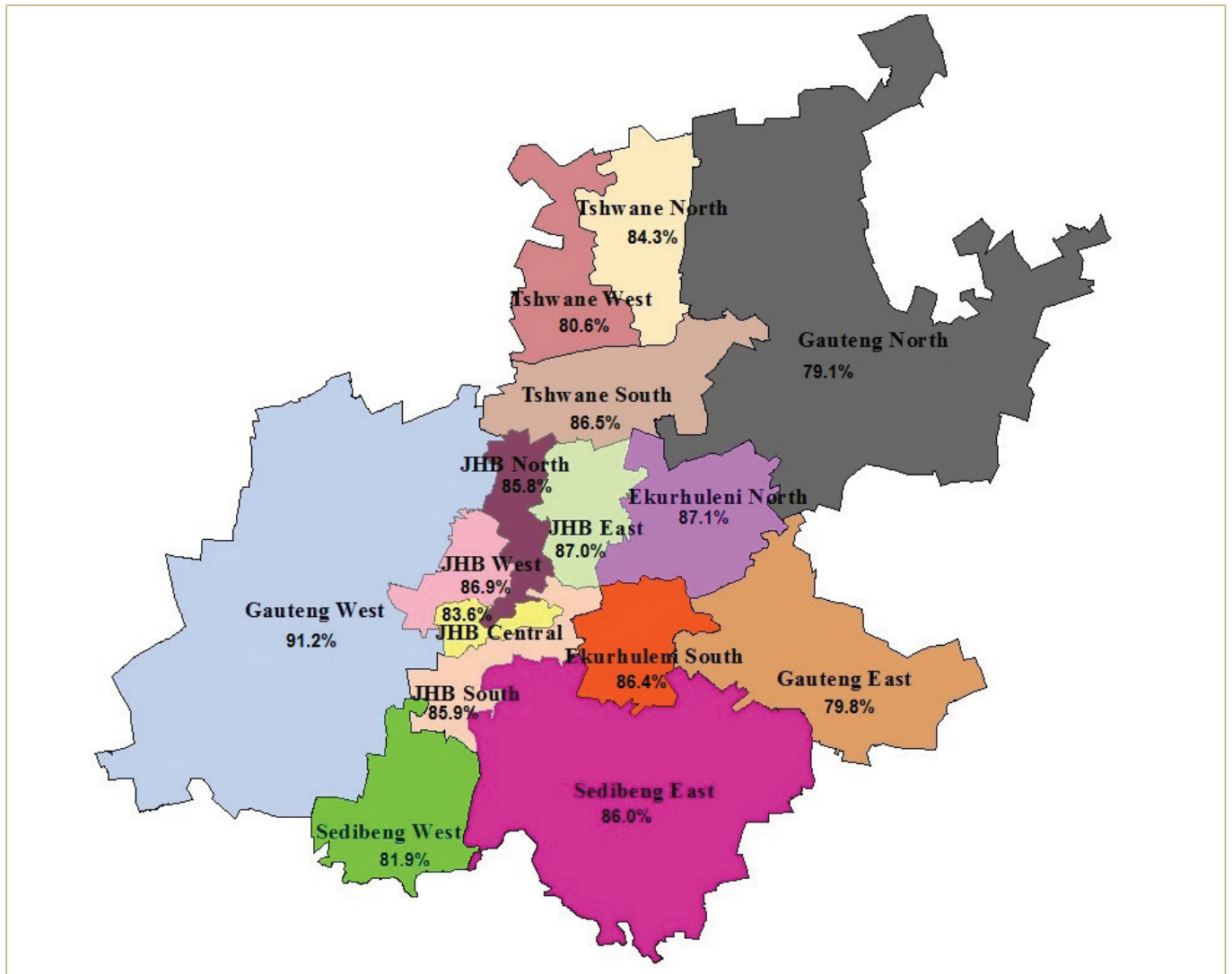
District Name	EMIS No	Centre No	Centre Name	Quintile	2014			2015			2016				
					Wrote	Achieved	% Achieved	No Progressed	Wrote	Achieved	% Achieved	No Progressed	Wrote	Achieved	% Achieved
Motheo	440303217	3171061	ROSENHOF HIGH SCHOOL	99	8	8	100.0	4	10	10	100.0	2	11	10	90.9
	443907305	3173019	RT MOKGOPA SS	3	179	154	86.0	93	127	122	96.1	26	169	134	79.3
	440303192	3171062	SAND DU PLESSIS SS	5	127	116	91.3	2	100	95	95.0	0	103	102	99.0
	443907254	3173020	SEDITI SS	1	119	69	58.0	25	69	62	89.9	3	69	61	88.4
	440602075	3172025	SEEMAHALE SS	2	325	195	60.0	149	329	201	61.1	100	245	210	85.7
	442607323	3173021	SEHLABENG SS	3	86	62	72.1	57	114	76	66.7	24	75	61	81.3
	440304021	3171063	SEHUNELO SS	3	128	111	86.7	94	249	209	83.9	115	209	178	85.2
	440602076	3172028	SENAKANGWEDI SS	1	198	149	75.3	115	306	181	59.2	48	88	82	93.2
	440304213	3171065	SENTRAAL SS	5	187	183	97.9	1	206	204	99.0	0	177	176	99.4
	440602083	3172029	SETJHABA-SE-MAKETSE CS	2	138	118	85.5	26	114	108	94.7	12	94	91	96.8
	440304221	3171066	ST ANDREW'S CS	5	60	60	100.0	0	60	60	100.0	0	61	61	100.0
	440303187	3171067	ST BERNARDS SS	4	54	50	92.6	4	78	61	78.2	32	80	65	81.3
	440304222	3171068	ST MICHAEL'S CS	5	55	55	100.0	0	57	57	100.0	0	55	55	100.0
	443907271	3173023	STRYDOM SS	2	98	71	72.4	26	114	92	80.7	25	134	88	65.7
	444802125	3171070	THAPELONG SS	1	31	31	100.0	23	26	26	100.0	20	34	25	73.5
	443907273	3173025	TLOTLANANG CS	4	54	49	90.7	11	55	42	76.4	9	71	54	76.1
	440304121	3171073	TSOSELETSO SS	4	185	171	92.4	12	274	226	82.5	20	204	189	92.6
	441207156	3173027	TWEESPRUIT CS	1	36	19	52.8	23	58	29	50.0	35	46	35	76.1
	441207290	3173028	UNICOM ASS	4	121	117	96.7	12	137	123	89.8	28	98	91	92.9
	440304043	3171076	VULAMASANGO SS	3	69	61	88.4	0	86	62	72.1	44	137	90	65.7
Thabo Mofutsanyana	445101260	3193001	BEACON SS	4	110	110	100.0	10	96	96	100.0	15	98	98	100.0
	440101281	3191046	BETHLEHEM COMBINED SCHOOL	4	39	19	48.7	10	53	33	62.3	5	31	25	80.6
	440101138	3191002	BETHLEHEM CSS	1	56	48	85.7	11	78	70	89.7	86	78	70	89.7
	445109063	3193002	BLUEGUMBOSCH SS	3	80	68	85.0	0	105	89	84.8	29	97	78	80.4
	441407160	3191003	BOITUMELO SS	3	80	64	80.0	28	61	56	91.8	11	119	95	79.8
	441501085	3191005	BREDA FARM SCHOOL	1	19	18	94.7	0	23	23	100.0	6	15	15	100.0
	440907307	3191007	CLOCOLAN SS	1	116	108	93.1	18	110	105	95.5	12	75	74	98.7
	445109057	3193004	CLUBVIEW SS	3	56	44	78.6	12	40	39	97.5	13	45	42	93.3
	445109005	3193005	DIKWENA SS	1	40	30	75.0	48	55	37	67.3	14	24	18	75.0
	445101232	3193006	DINARE SS	1	43	40	93.0	6	76	60	78.9	5	54	53	98.1
	441705198	3192002	DIRKIE UYS CS	4	12	12	100.0	0	6	5	83.3	0	7	7	100.0
	444712030	3182086	DUNAMIS CHRISTIAN CI/S	99				6	10	10	100.0	4	6	6	100.0
	441701192	3193007	ED-U-COLLEGE QQ SI/S	99	29	27	93.1	0	35	35	100.0	2	33	33	100.0
	440101290	3191008	EE MONESE CS	2	58	52	89.7	10	86	77	89.5	53	81	74	91.4
	444510175	3194001	ESIZIBENI SS	1	61	49	80.3	46	107	55	51.4	4	55	53	96.4
	444510053	3194002	EVUNGWINI SS	2	81	79	97.5	31	150	135	90.0	40	128	96	75.0
	441407291	3191009	FICKSBURG CSS	4	110	108	98.2	4	133	129	97.0	3	95	93	97.9
	441705197	3192004	HARRISMITH HOERSKOOL SS	5	82	82	100.0	4	73	70	95.9	0	89	88	98.9

District Name	EMIS No	Centre No	Centre Name	Quintile	2014			2015			2016				
					Wrote	Achieved	% Achieved	No Progressed	Wrote	Achieved	% Achieved	No Progressed	Wrote	Achieved	% Achieved
Thabo Mofutsanyana	441705033	3192005	HARRISMITH SS	1	79	73	92.4	19	128	80	62.5	27	67	57	85.1
	445105189	3192007	HLAJOANE SS	1	18	18	100.0	4	31	28	90.3	4	24	24	100.0
	442710128	3194003	IKAHENG ZAKHENI SS	1	69	60	87.0	62	66	52	78.8	74	61	52	85.2
	444510212	3194006	INTUTHUKO-KATLEHO SS	2	97	88	90.7	25	92	76	82.6	23	66	59	89.4
	441705051	3192009	IPHONDLE SS	1	97	83	85.6	51	104	99	95.2	15	148	126	85.1
	441501162	3191014	IPOKELLENG SS	1	72	71	98.6	28	108	99	91.7	37	107	105	98.1
	443701081	3191015	ITHABISENG SS	1	108	106	98.1	21	145	129	89.0	27	104	88	84.6
	441705208	3192052	KGETHATSEBO-KHETHULWASI SS	1	62	61	98.4	0	123	121	98.4	2	126	110	87.3
	445109011	3193008	KGOLATHUTO SS	3	178	168	94.4	19	257	232	90.3	89	185	181	97.8
	443410186	3194007	KGOTSO-UXOLO SS	2	78	74	94.9	37	126	112	88.9	57	80	71	88.8
	441407338	3191017	KING'S SCHOOL FICKSBURG	99								0	5	4	80.0
	445101237	3193009	KOALI SS	1	42	40	95.2	8	58	48	82.8	32	31	30	96.8
	442710359	3194008	KWETLISONG SS	2	51	50	98.0	13	56	55	98.2	15	44	39	88.6
	443410102	3194009	LEIFO IZIKO SS	2	75	70	93.3	18	64	58	90.6	49	59	53	89.8
	445101230	3193010	LEKGULO SS	1	71	71	100.0	28	123	123	100.0	13	107	107	100.0
	441705201	3192011	LERATO UTHANDO CSS	3	125	104	83.2	49	137	119	86.9	70	168	152	90.5
	442710172	3194010	LERATSWANA SS	1	31	26	83.9	25	35	28	80.0	13	32	25	78.1
	443701215	3191018	LIBERTAS CFS	1	21	21	100.0	12	42	22	52.4	13	28	27	96.4
	442710259	3194011	LINDLEY CS	3	34	31	91.2	3	63	56	88.9	26	71	62	87.3
	445105155	3192012	MAANANKOE SS	1	42	19	45.2	2	74	49	66.2	36	37	28	75.7
	445109002	3193013	MAKABELANE CSS	2	123	88	71.5	42	159	85	53.5	26	107	77	72.0
	445101236	3193014	MAKGABANE SS	1	25	12	48.0	2	41	19	46.3	5	10	10	100.0
	445109001	3193015	MAMPOI SS	1	177	169	95.5	7	160	151	94.4	110	186	161	86.6
	445105148	3192013	MANTHATISI SS	1	73	59	80.8	3	82	65	79.3	1	62	57	91.9
	441407062	3191019	MARALLANENG SS	3	63	54	85.7	13	119	110	92.4	22	123	116	94.3
	442807294	3191020	MARQUARD CS	4	31	22	71.0	3	33	27	81.8	1	37	36	97.3
	445105154	3192014	MASOPHA SS	1	13	13	100.0	1	18	18	100.0	4	24	23	95.8
	445105149	3192015	METSI-MATSHO SS	1	31	30	96.8	15	41	41	100.0	24	26	26	100.0
	441407328	3191022	MJ MOHLAHLI SS	2	51	29	56.9	14	40	36	90.0	51	103	77	74.8
	445105203	3192016	MMATHABO SS	1	90	85	94.4	64	164	139	84.8	46	120	94	78.3
	445105150	3192017	MOHALADITWE SS	1	46	46	100.0	23	72	72	100.0	13	52	52	100.0
	445101234	3193016	MOHATO SS	1	89	76	85.4	25	113	102	90.3	32	134	114	85.1
	445105185	3192018	MOLAPO SS	1	82	75	91.5	93	132	126	95.5	19	91	91	100.0
	445105151	3192019	MOOKODI SS	1	74	71	95.9	4	93	86	92.5	21	85	80	94.1
445109067	3193017	MORENA MOKOPELA SECONDARY SCHOOL	1	62	61	98.4	13	127	116	91.3	26	107	85	79.4	
440101294	3191023	MORITING WA THUTO SS	2	47	45	95.7	6	68	64	94.1	23	52	50	96.2	
445109010	3193018	MOTEKA SS	2	100	81	81.0	59	114	65	57.0	20	54	33	61.1	
441705204	3192020	NEW HORIZON COLLEGE SI/S	99	130	130	100.0	0	112	111	99.1	0	100	100	100.0	

District Name	EMIS No	Centre No	Centre Name	Quintile	2014			2015			2016					
					Wrote	Achieved	% Achieved	No Progressed	Wrote	Achieved	% Achieved	No Progressed	Wrote	Achieved	% Achieved	
Thabo Mofutsanyana	440101190	3191024	NKARABENG SS	1	52	42	80.8	38	67	59	88.1	29	57	54	94.7	
	445109025	3193019	NKHOBISO SS	1	90	65	72.2	1	66	59	89.4	15	87	70	80.5	
	445101286	3193020	NTHABISENG SS	1	68	60	88.2	57	65	61	93.8	12	53	51	96.2	
	440101171	3191025	NTSU SS	4	164	143	87.2	29	195	183	93.8	46	198	195	98.5	
	443701267	3191026	PAUL ERASMUS SS	4	60	60	100.0	0	53	53	100.0	0	55	55	100.0	
	445105152	3192022	PHOFUNG SS	1	85	73	85.9	12	92	72	78.3	23	131	101	77.1	
	442710101	3194014	PHUKALLA SS	2	71	46	64.8	7	129	113	87.6	78	125	70	56.0	
	445105157	3192023	RANTSANE SS	1	54	53	98.1	3	61	61	100.0	31	35	35	100.0	
	445109003	3193021	REAHOLA SS	3	45	45	100.0	0	59	59	100.0	10	57	57	100.0	
	443410330	3194015	REITZ CS	5	30	30	100.0	0	42	42	100.0	0	31	31	100.0	
	443701186	3191029	REKGOTSOFETSE SS	1	40	34	85.0	0	54	53	98.1	41	85	76	89.4	
	440101270	3191030	RETIEF CS	4	95	92	96.8	7	103	99	96.1	0	87	87	100.0	
	441705106	3192024	SASAMALA SS	3	61	61	100.0	0	95	91	95.8	14	75	69	92.0	
	445101231	3193026	SEKGUTLONG SS	1	114	114	100.0	32	136	130	95.6	61	144	140	97.2	
	445109006	3193027	SELELEKELA SS	3	77	57	74.0	47	77	50	64.9	28	47	42	89.4	
	441705097	3192026	SEOTLONG ASS	3	89	80	89.9	5	88	84	95.5	14	94	84	89.4	
	445105202	3192028	SHAKHANE SS	1	20	12	60.0	12	38	26	68.4	18	28	20	71.4	
	441705034	3192029	SIBONAKALISO CFS	1	14	14	100.0	3	15	13	86.7	2	16	12	75.0	
	441407204	3191031	TAUNG SS	1	23	20	87.0	3	35	26	74.3	18	24	22	91.7	
	440101108	3191032	THABO-THOKOZA SS	3	69	67	97.1	6	135	118	87.4	88	107	102	95.3	
	445109008	3193028	THAHAMESO SS	1	36	29	80.6	20	31	28	90.3	28	31	26	83.9	
	445109004	3193029	THALABODIBA SS	1	181	121	66.9	66	141	128	90.8	28	122	118	96.7	
	445109060	3193080	THIBOLOHA SCHOOL FOR DEAF AND BLIND	99	7	7	100.0	3	6	1	16.7	3	7	5	71.4	
	445109009	3193030	THOKOANA MAKAOA SS	2	105	75	71.4	27	103	62	60.2	42	47	46	97.9	
	440101192	3191035	TISETSANG SS	3	193	163	84.5	37	240	220	91.7	84	265	261	98.5	
	445109029	3193031	TLHORONG SS	1	142	109	76.8	12	101	85	84.2	40	107	83	77.6	
	442807155	3191036	TLOKOLA SS	1	82	75	91.5	30	172	135	78.5	106	134	115	85.8	
	441407159	3191037	TLOTLISONG SS	3	165	133	80.6	17	108	100	92.6	45	105	94	89.5	
	445109027	3193032	TSEBO SS	1	83	77	92.8	29	107	100	93.5	55	88	88	100.0	
	445101228	3193034	TSEKI SS	1	41	16	39.0	51	0	0		7	11	11	100.0	
	440907087	3191038	TSHEPANG SS	1	43	40	93.0	6	77	70	90.9	18	60	51	85.0	
	445109007	3193035	TSHIBOLLO SS	1	52	43	82.7	10	65	51	78.5	36	68	55	80.9	
	445105156	3192031	TSHOLO SS	1	80	51	63.8	38	45	41	91.1	32	60	56	93.3	
	440101268	3191040	VOORTREKKER SS	5	150	149	99.3	0	146	146	100.0	2	173	173	100.0	
	444510260	3194018	VREDE CS	4	26	26	100.0	0	29	29	100.0	0	24	24	100.0	
	440101269	3191041	WITTEBERG SS	5	116	116	100.0	0	124	123	99.2	0	119	119	100.0	
	Xhariep	443104215	3161001	AJC JOOSTE CS	1	6	6	100.0	1	14	13	92.9	3	3	3	100.0
		441103107	3161002	ALBERTINA SISULU SS	2	46	44	95.7	30	66	40	60.6	17	36	22	61.1
		443303110	3161003	BEANG TSE MOLEMO SS	3	20	18	90.0	17	34	26	76.5	7	24	23	95.8
		442204126	3161004	BOARAMELO CS	1	53	25	47.2	0	35	30	85.7	3	32	29	90.6

District Name	EMIS No	Centre No	Centre Name	Quintile	2014			2015			2016				
					Wrote	Achieved	% Achieved	No Progressed	Wrote	Achieved	% Achieved	No Progressed	Wrote	Achieved	% Achieved
Xhariep	442304245	3161060	DIAMANTHOOGTE COMBINED SCHOOL	2	56	45	80.4	34	56	48	85.7	4	57	52	91.2
	441103197	3161006	EDENBURG CS	1	9	6	66.7	7	7	7	100.0	0	18	18	100.0
	443303199	3161010	HENDRIK POTGIETER AS	4	12	12	100.0	4	25	25	100.0	1	31	31	100.0
	442104188	3161011	IKANYEGENG CS	2	42	34	81.0	11	43	26	60.5	0	34	28	82.4
	443104274	3161012	IPETLENG SS	1	64	34	53.1	38	54	38	70.4	5	57	54	94.7
	442104209	3161015	JACOBSDAL LANDBOUSKOOL	5	62	62	100.0	1	68	68	100.0	0	48	48	100.0
	442304217	3161017	KOFFIEFONTEIN CS	4	24	22	91.7	7	23	23	100.0	4	33	27	81.8
	445203100	3161019	LERE LA THUTO SS	1	217	159	73.3	171	193	102	52.8	4	76	73	96.1
	441304247	3161022	LUCKHOFF CS	2	12	12	100.0	8	18	14	77.8	18	24	20	83.3
	441304220	3161029	OLIEN SS	1	77	50	64.9	27	68	50	73.5	20	73	62	84.9
	442104263	3161030	PANORAMA CS	2	16	15	93.8	1	32	29	90.6	5	18	17	94.4
	440203200	3161031	PELLISSIER CS	3	14	14	100.0	2	11	11	100.0	0	20	20	100.0
	443203190	3161032	PHILIPPOLIS SS	2	39	38	97.4	0	36	26	72.2	9	40	33	82.5
	444103117	3161054	PT SANDERS COMBINED SCHOOL	2	8	7	87.5	1	20	19	95.0	0	10	10	100.0
	442304132	3161033	REIKAELETSE SS	2	47	26	55.3	27	35	22	62.9	9	38	35	92.1
	443803600	3161034	RELEBOHILE SIBULELE CS	2	60	50	83.3	14	43	40	93.0	39	70	69	98.6
	440203193	3161038	SPRINGFONTEIN SS	2	30	27	90.0	6	29	28	96.6	18	27	27	100.0
	443503106	3161039	THABO-VUYO SS	2	61	55	90.2	17	98	81	82.7	70	70	65	92.9
	444103244	3161040	TROMPSBURG SS	3	34	24	70.6	11	41	39	95.1	7	40	37	92.5
	440203105	3161044	WONGALETHU SS	3	61	47	77.0	59	47	47	100.0	30	44	44	100.0
445203201	3161046	ZASTRON CS	4	24	24	100.0	0	32	32	100.0	0	24	24	100.0	

## Gauteng





District Name	EMIS No	Centre No	Centre Name	Quintile	2014			2015			2016				
					Wrote	Achieved	% Achieved	No Progressed	Wrote	Achieved	% Achieved	No Progressed	Wrote	Achieved	% Achieved
EKURHULENI NORTH	700400186	8400186	ARMOUR FOUNDATION LEARNING INSTITUTE	99	53	53	100.0	0	58	57	98.3	0	56	54	96.4
	700310136	8310136	ASHBURY SCHOOL	99	22	22	100.0	0	21	21	100.0	0	19	19	100.0
	700160184	8160184	BEDFORDVIEW HIGH SCHOOL	5	83	69	83.1	1	100	81	81.0	0	68	48	70.6
	700310144	8310144	BELVERDERE SKOOL	99	23	23	100.0	0	37	16	43.2	0	25	22	88.0
	700312158	8312158	BENONI CHRISTIAN SCHOOL	99	7	6	85.7	0	8	5	62.5	0	5	5	100.0
	700310904	8310904	BENONI EDUCATIONAL COLLEGE	99	89	78	87.6	0	82	69	84.1	0	83	74	89.2
	700310151	8310151	BENONI HIGH SCHOOL	5	303	303	100.0	0	273	273	100.0	1	278	275	98.9
	700312091	8312091	BENONI MUSLIM SCHOOL	99	38	36	94.7	0	34	34	100.0	0	31	31	100.0
	700400054	8400054	BERTHARRY ENGLISH PRIVATE SCHOOL	99	73	38	52.1	0	54	47	87.0	3	47	38	80.9
	700260620	8260620	BOITUMELONG SECONDARY SCHOOL	4	152	122	80.3	52	172	122	70.9	36	165	141	85.5
	700260646	8260646	BOKAMOSO SECONDARY SCHOOL	4	161	152	94.4	0	269	230	85.5	7	180	157	87.2
	700400669	8400669	CHARLOTTE MAXEKE SECONDARY	1								7	131	112	85.5
	700400251	8400251	CRYSTAL PARK HIGH SCHOOL	4	72	63	87.5	9	82	70	85.4	13	68	58	85.3
	700400098	8400098	DALPARK LEARNING ACADEMY	99	53	36	67.9	0	76	61	80.3	2	68	47	69.1
	700160291	8160291	DAWNVIEW HIGH SCHOOL	5	106	99	93.4	1	150	126	84.0	0	122	108	88.5
	700310995	8310995	DINOTO TECHNICAL SECONDARY	3	148	104	70.3	0	137	104	75.9	7	149	111	74.5
	700160572	8160572	DOWERGLEN HIGH SCHOOL	5	60	56	93.3	3	88	87	98.9	0	61	59	96.7
	700312124	8312124	EAST RAND SCHOOL OF ARTS	99	54	40	74.1	0	67	60	89.6	0	59	43	72.9
	700160390	8160390	EDENGLLEN HIGH SCHOOL	5	247	237	96.0	0	256	245	95.7	2	329	313	95.1
	700160416	8160416	EDENVALE HIGH SCHOOL	5	224	223	99.6	0	202	201	99.5	0	241	239	99.2
	700260711	8260711	ELITE SECONDARY COLLEGE	99	26	25	96.2	4	32	31	96.9	1	32	28	87.5
	700310870	8310870	EPHES MAMKELI SEC SCHOOL	3	171	149	87.1	6	184	155	84.2	33	182	155	85.2
	700260794	8260794	ESSELEN PARK SPORT SCHOOL OF EXCELLENCE	99	14	13	92.9	0	18	18	100.0	1	25	24	96.0
	700311050	8311050	ETWATWA SECONDARY SCHOOL	3	108	91	84.3	0	150	115	76.7	0	114	98	86.0
	700310284	8310284	GKOMBINEERDE SKOOL NOORDERLIG	5	79	70	88.6	0	73	58	79.5	3	76	69	90.8
	700400124	8400124	GLOBAL SEC COLLEGE	99	50	47	94.0	2	49	44	89.8	1	50	49	98.0

District Name	EMIS No	Centre No	Centre Name	Quintile	2014			2015			2016				
					Wrote	Achieved	% Achieved	No Progressed	Wrote	Achieved	% Achieved	No Progressed	Wrote	Achieved	% Achieved
EKURHULENI NORTH	700260109	8260109	HOERSKOOL BIRCHLEIGH	5	213	196	92.0	0	278	249	89.6	5	311	282	90.7
	700310318	8310318	HOERSKOOL BRANDWAG	5	181	179	98.9	0	157	154	98.1	0	145	144	99.3
	700160598	8160598	HOERSKOOL GOUDRIF	5	121	120	99.2	9	113	110	97.3	0	104	104	100.0
	700310326	8310326	HOERSKOOL HANS MOORE	5	123	119	96.7	0	117	115	98.3	2	102	101	99.0
	700260117	8260117	HOERSKOOL JEUGLAND	5	217	216	99.5	0	204	194	95.1	1	192	188	97.9
	700260125	8260125	HOERSKOOL KEMPTON PARK	5	269	260	96.7	0	273	270	98.9	0	237	235	99.2
	700160622	8160622	HOERSKOOL VRYBURGER	5	143	131	91.6	0	146	133	91.1	1	146	126	86.3
	700311100	8311100	HULWAZI SECONDARY SCHOOL	3	212	178	84.0	32	258	199	77.1	19	273	209	76.6
	700260836	8260836	IKUSASA COMPREHENSIVE SCHOOL	3	160	129	80.6	35	210	173	82.4	23	203	164	80.8
	700260877	8260877	INQAYIZIVELE SECONDARY SCHOOL	4	198	176	88.9	0	214	187	87.4	10	301	219	72.8
	700260976	8260976	JIYANA SECONDARY SCHOOL	4	107	101	94.4	5	157	132	84.1	3	189	178	94.2
	700310383	8310383	KATHSTAN COLLEGE	99	22	22	100.0	0	22	22	100.0	0	16	16	100.0
	700260158	8260158	KEMPTON PANORAMA	99	7	7	100.0	0	7	3	42.9	0	7	7	100.0
	700400247	8400247	KINGSWAY SECONDARY SCHOOL	1	139	113	81.3	12	145	91	62.8	58	174	123	70.7
	700400510	8400510	LEADERS CHRISTIAN ACADEMY	99	2	2	100.0	0	3	3	100.0	0	4	4	100.0
	700311258	8311258	LESIBA SECONDARY SCHOOL	5	161	155	96.3	18	194	180	92.8	27	185	183	98.9
	700310060	8310060	LIVERPOOL SECONDARY SCHOOL	5	177	168	94.9	12	184	166	90.2	0	217	204	94.0
	700311290	8311290	MABUYA SECONDARY SCHOOL	3	156	146	93.6	0	176	153	86.9	60	226	179	79.2
	700261727	8261727	MARANATHA CHRISTIAN	99	50	50	100.0	0	53	53	100.0	0	62	62	100.0
	700261057	8261057	MASIQHAKAZE SECONDARY SCHOOL	4	186	132	71.0	28	204	117	57.4	22	232	179	77.2
	700261065	8261065	MASISEBENZE COMPREHENSIVE SCHOOL	4	154	141	91.6	0	221	211	95.5	0	212	205	96.7
	700400224	8400224	NASHVILLE CHRISTIAN COLLEGE	99	9	5	55.6	1	10	9	90.0	1	8	4	50.0
	700400001	8400001	NEW MILLENNIUM COLLEGE	99	28	24	85.7	0	53	39	73.6	1	26	23	88.5
	700260471	8260471	NORKEM PARK HIGH SCHOOL	5	217	178	82.0	5	212	188	88.7	4	257	199	77.4
	700261677	8261677	OOS-RAND AKADEMIE	99	8	8	100.0	0	5	5	100.0	0	7	7	100.0
	700400059	8400059	OXFORD COMBINED COLLEGE	99	50	24	48.0	0	54	47	87.0	0	52	49	94.2
	700312075	8312075	PETIT HIGH SCHOOL	4	192	163	84.9	14	198	170	85.9	13	137	130	94.9
	700400138	8400138	PHOMOLONG SECONDARY SCHOOL	3	244	244	100.0	0	345	329	95.4	0	261	229	87.7

District Name	EMIS No	Centre No	Centre Name	Quintile	2014			2015			2016				
					Wrote	Achieved	% Achieved	No Progressed	Wrote	Achieved	% Achieved	No Progressed	Wrote	Achieved	% Achieved
EKURHULENI NORTH	700162339	8160556	PRIMROSE HIGH SCHOOL	5	142	129	90.8	0	147	132	89.8	0	169	165	97.6
	700260133	8260133	RHODESFIELD TECHNICAL HIGH SCHOOL	5	106	87	82.1	0	166	137	82.5	13	164	136	82.9
	700260562	8260562	SIR PIERRE VAN RYNEVELD HIGH SCHOOL	5	210	194	92.4	9	203	196	96.6	8	217	198	91.2
	700261222	8261222	SIZWE SECONDARY SCHOOL	3	110	105	95.5	8	90	72	80.0	0	96	83	86.5
	700260810	8260810	SPARTAN HIGH SCHOOL	99	78	74	94.9	0	70	67	95.7	0	66	64	97.0
	700400281	8400281	ST ATHANASIUS ORTHODOX CHRISTIAN SCH	99	23	19	82.6	0	44	42	95.5	0	48	47	97.9
	700400451	8400451	ST CHRISTOPHER'S ACADEMY	99	32	11	34.4	0	33	19	57.6	0	36	26	72.2
	700311696	8311696	ST FRANCIS COLLEGE	99	42	42	100.0	0	60	60	100.0	0	53	52	98.1
	700261172	8261172	SUPERO PRIVATE COMBINED SCHOOL	99	38	38	100.0	0	17	16	94.1	0	36	34	94.4
	700261305	8261305	TEMBISA SECONDARY SCHOOL	4	263	236	89.7	26	333	279	83.8	48	251	212	84.5
	700400117	8400117	TEMBISA WEST SECONDARY SCHOOL	4	133	95	71.4	59	93	82	88.2	30	147	127	86.4
	700261313	8261313	TERSIA KING LEARNING ACADEMY	99	80	77	96.3	0	82	72	87.8	0	77	71	92.2
	700400301	8400301	THE TRAINING ACADEMY	99	16	16	100.0	0	14	14	100.0	0	10	10	100.0
	700261362	8261362	THUTO-KE-MAATLA COMPREHENSIVE SCHOOL	4	250	191	76.4	29	241	177	73.4	60	269	166	61.7
	700400628	8400628	TOTUS TUUS INDEPENDENT SCHOOL	99				0	2	2	100.0	0	2	1	50.0
	700400400	8400400	TSWELOPELE SECONDARY SCHOOL	1	78	60	76.9	10	133	106	79.7	10	171	126	73.7
	700311613	8311613	UNITY SECONDARY SCHOOL	5	191	187	97.9	0	268	255	95.1	8	231	198	85.7
	700888029	8888029	WESTWOOD INDEPENDENT SCHOOL	99								0	16	10	62.5
	700310094	8310094	WILLIAM HILLS SECONDARY SCHOOL	5	79	77	97.5	27	104	80	76.9	8	68	60	88.2
	700310847	8310847	WILLOWMOORE HIGH SCHOOL	5	161	158	98.1	0	161	160	99.4	2	161	160	99.4
	700260596	8260596	WINDSOR HOUSE ACADEMY	99	24	24	100.0	0	14	14	100.0	0	6	6	100.0
	700400514	8400514	WINNIE MANDELA SECONDARY SCHOOL	1				9	153	101	66.0	53	206	143	69.4
	700310854	8310854	WORDSWORTH HIGH SCHOOL	5	151	151	100.0	3	130	130	100.0	0	174	171	98.3
	700261479	8261479	ZITIKENI SECONDARY SCHOOL	3	398	267	67.1	68	264	196	74.2	44	192	151	78.6

District Name	EMIS No	Centre No	Centre Name	Quintile	2014			2015			2016				
					Wrote	Achieved	% Achieved	No Progressed	Wrote	Achieved	% Achieved	No Progressed	Wrote	Achieved	% Achieved
EKURHULENI SOUTH	700160119	8160119	AFRIKAANSE HOERSKOOL GERMISTON	5	99	96	97.0	0	105	102	97.1	0	113	108	95.6
	700340406	8340406	ALAFANG SECONDARY SCHOOL	3	156	124	79.5	28	210	161	76.7	42	228	174	76.3
	700340083	8340083	ALBERTON HIGH SCHOOL	5	233	231	99.1	0	201	201	100.0	0	233	232	99.6
	700400012	8400012	BALMORAL COLLEGE	99	52	49	94.2	0	42	42	100.0	0	44	44	100.0
	700160234	8160234	BOKSBURG HIGH SCHOOL	5	287	272	94.8	0	235	234	99.6	1	288	286	99.3
	700340125	8340125	BRACKEN HIGH SCHOOL	5	225	222	98.7	0	218	218	100.0	0	221	221	100.0
	700400648	8400648	BRAIN TRUST COLLEGE	99				0	23	5	21.7	0	20	0	0.0
	700340463	8340463	BUHLEBUZILE SECONDARY	3	189	120	63.5	4	208	133	63.9	85	53	45	84.9
	700162032	8162032	CLADELTON INTERNATIONAL COL(S A INTER)	99	29	25	86.2	0	23	15	65.2	24	24	22	91.7
	700160317	8160317	DINWIDDIE HIGH SCHOOL	5	220	195	88.6	2	227	211	93.0	10	139	122	87.8
	700340026	8340026	EDENPARK SECONDARY SCHOOL	3	149	136	91.3	0	180	136	75.6	42	196	163	83.2
	700400542	8400542	EDENRIDGE SECONDARY SCHOOL	2	127	86	67.7	7	134	102	76.1	46	159	132	83.0
	700340562	8340562	EKETSANG SECONDARY SCHOOL	4	222	181	81.5	0	180	143	79.4	58	197	158	80.2
	700161752	8161752	ERASMUS MONARENG SECONDARY SCHOOL	4	188	116	61.7	1	147	127	86.4	23	129	102	79.1
	700162115	8162115	FALCONS EDUC SCHOOL	99	43	39	90.7	0	55	52	94.5	0	41	41	100.0
	700161786	8161786	FRANCISCAN MATRIC PROJECT	99	422	336	79.6	0	402	358	89.1	36	346	312	90.2
	700340604	8340604	FUMANA SECONDARY SCHOOL	3	393	282	71.8	2	359	230	64.1	21	276	238	86.2
	700160457	8160457	GERMISTON HIGH SCHOOL	5	178	161	90.4	2	184	179	97.3	2	165	158	95.8
	700400109	8400109	GLENBRACK JUN SEC SCHOOL	5	99	74	74.7	0	102	91	89.2	3	126	105	83.3
	700161794	8161794	GRACELAND EDUCATION CENTRE	2	121	98	81.0	7	134	117	87.3	11	70	67	95.7
	700400137	8400137	GREENFIELDS SECONDARY SCHOOL	1	262	158	60.3	20	275	145	52.7	18	172	143	83.1
	700340182	8340182	HOERSKOOL ALBERTON	5	148	144	97.3	1	119	118	99.2	0	109	107	98.2
	700340190	8340190	HOERSKOOL DINAMIKA	5	139	133	95.7	5	141	134	95.0	2	142	138	97.2
	700160564	8160564	HOERSKOOL DR E G JANSEN	5	195	193	99.0	0	248	245	98.8	0	211	207	98.1
	700160580	8160580	HOERSKOOL ELSBURG	5	40	32	80.0	1	85	75	88.2	5	70	65	92.9
	700160549	8160549	HOERSKOOL ELSPARK	5	90	83	92.2	0	117	105	89.7	0	112	91	81.3
	700342022	8340166	HOERSKOOL MARAIS VILJOEN	5	270	270	100.0	0	256	253	98.8	0	204	204	100.0
	700160606	8160606	HOERSKOOL OOSTERLIG	5	153	152	99.3	0	141	140	99.3	0	152	152	100.0

District Name	EMIS No	Centre No	Centre Name	Quintile	2014			2015			2016				
					Wrote	Achieved	% Achieved	No Progressed	Wrote	Achieved	% Achieved	No Progressed	Wrote	Achieved	% Achieved
EKURHULENI SOUTH	700160614	8160614	HOERSKOOL VOORTREKKER	5	173	172	99.4	0	179	179	100.0	0	163	163	100.0
	700161802	8161802	ILLINGE SECONDARY SCHOOL	3	155	115	74.2	0	191	132	69.1	67	70	68	97.1
	700400268	8400268	IMPACT INDEPENDENT HIGH SCHOOL	99	18	18	100.0	0	26	26	100.0	1	27	27	100.0
	700161828	8161828	INSTITUTE STATUS ACRES COMBINED SCH	99	38	35	92.1	1	39	38	97.4	0	48	45	93.8
	700340711	8340711	KATLEHONG SECONDARY SCHOOL	3	195	133	68.2	31	247	158	64.0	22	216	141	65.3
	700341594	8341594	KATLEHONG TECHNICAL SENIOR SEC	5	134	109	81.3	0	177	151	85.3	2	179	152	84.9
	700340802	8340802	KWADUKATHOLE COMPREHENSIVE SCHOOL	3	196	166	84.7	0	182	168	92.3	20	284	221	77.8
	700340810	8340810	LANDULWAZI COMPREHENSIVE SCHOOL	3	193	81	42.0	0	115	65	56.5	3	169	158	93.5
	700400227	8400227	LEONDALE SECONDARY SCHOOL	4	179	169	94.4	0	232	230	99.1	2	218	212	97.2
	700340844	8340844	LETHUKUTHULA SECONDARY SCHOOL	3	221	215	97.3	0	254	236	92.9	14	190	189	99.5
	700161893	8161893	LETHULWAZI COMPREHENSIVE SCHOOL	3	300	171	57.0	23	135	119	88.1	37	155	138	89.0
	700161901	8161901	MASITHWALISANE SECONDARY SCHOOL	4	276	187	67.8	0	230	174	75.7	29	215	167	77.7
	700340984	8340984	MPILISWENI SECONDARY SCHOOL	3	201	127	63.2	2	190	146	76.8	49	183	157	85.8
	700340992	8340992	MPONTSHENG SECONDARY SCHOOL	3	130	99	76.2	10	133	103	77.4	19	167	152	91.0
	700400248	8400401	O R TAMBO SECONDARY SCHOOL	2	169	123	72.8	0	190	132	69.5	4	151	108	71.5
	700160051	8160051	OOSRAND SECONDARY SCHOOL	4	151	135	89.4	0	140	116	82.9	25	135	115	85.2
	700340067	8340067	PALMRIDGE SECONDARY SCHOOL	2	171	143	83.6	5	144	126	87.5	15	175	130	74.3
	700340331	8340331	PARKLANDS HIGH SCHOOL	5	109	64	58.7	2	71	59	83.1	10	114	74	64.9
	700162156	8162156	PHINEAS XULU SECONDARY SCHOOL	4	170	95	55.9	16	117	74	63.2	26	106	84	79.2
	700341099	8341099	PHUMLANI SECONDARY SCHOOL	3	219	204	93.2	4	341	308	90.3	49	266	249	93.6
	700400213	8400213	PHUMULA GARDENS SENIOR SEC SCHOOL	5	252	214	84.9	2	233	172	73.8	9	237	221	93.2
	700341123	8341123	PONEGO SECONDARY SCHOOL	4	196	169	86.2	0	378	275	72.8	37	177	143	80.8
	700160069	8160069	REIGER PARK SECONDARY SCHOOL	2	137	127	92.7	3	154	143	92.9	31	159	125	78.6

District Name	EMIS No	Centre No	Centre Name	Quintile	2014			2015			2016				
					Wrote	Achieved	% Achieved	No Progressed	Wrote	Achieved	% Achieved	No Progressed	Wrote	Achieved	% Achieved
EKURHULENI SOUTH	700162016	8162016	RONDEBULT SECONDARY SCHOOL	1	97	72	74.2	0	132	117	88.6	13	123	81	65.9
	700161398	8161398	SCHOOL OF ACHIEVEMENT/ PRESTASIESKOOL	99	58	57	98.3	0	41	41	100.0	0	63	61	96.8
	700341255	8341255	SIJABULILE SECONDARY SCHOOL	4	144	107	74.3	14	217	136	62.7	9	163	135	82.8
	700340323	8340323	SPARROW COMBINED - ALBERTON	99	17	17	100.0	0	13	13	100.0	0	11	11	100.0
	700161521	8161521	SUNWARD PARK HIGH SCHOOL	5	197	191	97.0	5	244	235	96.3	2	222	203	91.4
	700341339	8341339	THABO-NTSAKO SEC SCHOOL	3	129	86	66.7	2	147	117	79.6	12	98	93	94.9
	700341347	8341347	THOKO THABA SECONDARY	3	183	95	51.9	0	115	91	79.1	12	120	102	85.0
	700341040	8341040	THUTO PELE SEC SCHOOL	4	211	131	62.1	2	216	158	73.1	65	199	119	59.8
	700162073	8162073	THUTO-LESEDI SECONDARY SCHOOL	4	382	255	66.8	0	347	292	84.1	83	304	239	78.6
	700341370	8341370	TISETSONG SECONDARY SCHOOL	3	197	140	71.1	0	238	192	80.7	79	155	131	84.5
	700400535	8400535	VILLA LIZA SECONDARY SCHOOL	5	149	123	82.6	1	156	122	78.2	65	180	161	89.4
	700162099	8162099	VOSLOORUS COMPREHENSIVE SECONDARY SCHOOL	5	169	123	72.8	0	123	96	78.0	33	86	66	76.7
	700400139	8400139	WINDMILLPARK SEC SCHOOL	2	156	124	79.5	4	123	96	78.0	19	147	127	86.4
	700341511	8341511	WINILE SECONDARY SCHOOL	2	142	116	81.7	0	137	98	71.5	45	180	119	66.1
700400122	8400122	ZONKIZIZWE SECONDARY SCHOOL	2	170	141	82.9	0	126	118	93.7	0	195	169	86.7	
GAUTENG EAST	700350025	8350025	ALRAPARK SECONDARY SCHOOL	5	85	55	64.7	29	150	109	72.7	9	83	72	86.7
	700400398	8400398	AMOS MAPHANGA SECONDARY SCHOOL	1	47	26	55.3	8	101	76	75.2	14	125	104	83.2
	700350561	8350561	ASSER MALOKA SECONDARY	1	115	95	82.6	5	167	154	92.2	8	126	98	77.8
	700310862	8310862	B B MYATAZA (ex ABEDNIGO MANANA)	3	91	79	86.8	2	127	94	74.0	5	118	89	75.4
	700400321	8400321	BRAKPAN EDUCATION CENTRE	99	33	27	81.8	0	27	23	85.2	0	33	27	81.8
	700310201	8310201	BRAKPAN HIGH SCHOOL	5	180	158	87.8	16	214	185	86.4	12	143	121	84.6
	700310938	8310938	BUHLEBEMFUNDO SECONDARY SCHOOL	2	262	191	72.9	9	230	197	85.7	49	235	184	78.3
	700311837	8311837	CAIPHUS NYOKA SECONDARY SCHOOL	2	116	72	62.1	0	53	49	92.5	0	137	98	71.5
	700400217	8400217	DALPARK SECONDARY SCHOOL	2	85	85	100.0	18	158	154	97.5	4	125	122	97.6
	700310979	8310979	DAVEY SECONDARY SCHOOL	3	95	67	70.5	19	116	76	65.5	2	68	52	76.5



District Name	EMIS No	Centre No	Centre Name	Quintile	2014			2015			2016				
					Wrote	Achieved	% Achieved	No Progressed	Wrote	Achieved	% Achieved	No Progressed	Wrote	Achieved	% Achieved
GAUTENG EAST	700400062	8400062	DIE HEUWEL CHRISTIAN SCHOOL	99	4	4	100.0	0	7	7	100.0	0	2	2	100.0
	700311001	8311001	DR HARRY GWALA SECONDARY SCHOOL	1	157	115	73.2	10	163	124	76.1	81	173	114	65.9
	700350058	8350058	DR W K DU PLESSIS-SKOOL	99	24	24	100.0	1	33	32	97.0	0	36	36	100.0
	700400870	8400870	ENDERUN COLLEGE	99								0	10	8	80.0
	700350686	8350686	ESIBONELWESIHLE SECONDARY	3	166	121	72.9	77	259	163	62.9	24	172	99	57.6
	700350074	8350074	EUREKA HIGH SCHOOL	4	118	98	83.1	0	142	90	63.4	22	164	103	62.8
	700310029	8310029	GELUKSDAL SECONDARY SCHOOL	4	197	144	73.1	0	148	131	88.5	5	218	180	82.6
	700311092	8311092	HB NYATHI SECONDARY SCHOOL	3	170	138	81.2	1	169	136	80.5	30	237	159	67.1
	700310300	8310300	HOERSKOOL DIE ANKER	5	224	217	96.9	8	267	265	99.3	2	250	249	99.6
	700350116	8350116	HOERSKOOL HUGENOTE	4	196	193	98.5	0	185	182	98.4	0	199	194	97.5
	700350124	8350124	HOERSKOOL JOHAN JURGENS	5	136	133	97.8	0	146	144	98.6	1	143	141	98.6
	700350132	8350132	HOERSKOOL JOHN VORSTER	5	121	116	95.9	0	121	117	96.7	0	101	96	95.0
	700310359	8310359	HOERSKOOL STOFFBERG	5	129	129	100.0	0	104	104	100.0	0	97	97	100.0
	700359001	8359001	JAMESON GIRLS HIGH SCHOOL	99	36	30	83.3	0	33	28	84.8	2	22	13	59.1
	700311142	8311142	JE MALEPE SECONDARY SCHOOL	4	234	187	79.9	0	245	208	84.9	1	248	230	92.7
	700350793	8350793	KENNETH MASEKELA SECONDARY	3	185	154	83.2	7	235	182	77.4	14	248	210	84.7
	700350843	8350843	LABAN MOTLHABI COMPREHENSIVE SCHOOL	4	101	80	79.2	10	98	69	70.4	0	123	97	78.9
	700400223	8400223	LANGAVILLE SECONDARY SCHOOL	1	103	96	93.2	1	129	122	94.6	2	173	145	83.8
	700350850	8350850	LEFA-IFA SECONDARY SCHOOL	4	100	74	74.0	0	111	97	87.4	21	101	84	83.2
	700400216	8400216	LEKAMOSO SECONDARY SCHOOL	1	101	89	88.1	18	156	137	87.8	0	143	108	75.5
	700350918	8350918	M O M SEBONI SECONDARY SCHOOL	4	186	130	69.9	6	298	204	68.5	17	290	193	66.6
	700311324	8311324	MAMELLONG COMPREHENSIVE	4	230	142	61.7	0	203	148	72.9	11	113	83	73.5
	700310581	8310581	MURIEL BRANDSKOOL	99	18	18	100.0	0	24	22	91.7	0	22	22	100.0
	700350371	8350371	NIGEL HIGH SCHOOL	5	152	148	97.4	1	170	167	98.2	5	160	156	97.5
	700350033	8350033	NIGEL SECONDARY SCHOOL	5	43	43	100.0	0	55	50	90.9	5	65	57	87.7
	700350934	8350934	NIMROD NDEBELE SECONDARY SCHOOL	4	157	105	66.9	0	144	98	68.1	25	190	139	73.2
	700350959	8350959	NKUMBULO SECONDARY SCHOOL	4	200	123	61.5	25	167	123	73.7	16	178	138	77.5

District Name	EMIS No	Centre No	Centre Name	Quintile	2014			2015			2016					
					Wrote	Achieved	% Achieved	No Progressed	Wrote	Achieved	% Achieved	No Progressed	Wrote	Achieved	% Achieved	
GAUTENG EAST	700350397	8350397	OLYMPIA PARK SCHOOL	99	23	23	100.0	6	32	12	37.5	0	23	23	100.0	
	700400249	8400249	PHAKAMANI SECONDARY SCHOOL	3	102	86	84.3	19	146	105	71.9	3	127	98	77.2	
	700311431	8311431	PHANDIMFUNDO SECONDARY SCHOOL	2	222	189	85.1	0	221	196	88.7	49	142	116	81.7	
	700351007	8351007	PHULONG SECONDARY SCHOOL	4	130	102	78.5	0	183	167	91.3	3	157	134	85.4	
	700350447	8350447	PROTEASKOOL / SCHOOL	99	26	26	100.0	1	38	38	100.0	1	30	30	100.0	
	700400152	8400152	QUANTUM SECONDARY SCHOOL	1	140	107	76.4	1	86	71	82.6	59	96	62	64.6	
	700311456	8311456	RESHOGOFADITSWE SECONDARY SCHOOL	1	126	97	77.0	76	222	163	73.4	34	133	116	87.2	
	700311464	8311464	RIVONI SECONDARY SCHOOL	3	181	142	78.5	18	194	128	66.0	21	245	140	57.1	
	700350470	8350470	SPRINGS BOYS HIGH SCHOOL	5	105	102	97.1	0	116	110	94.8	0	123	121	98.4	
	700350488	8350488	SPRINGS GIRLS HIGH SCHOOL	5	138	138	100.0	0	130	129	99.2	0	129	129	100.0	
	700350504	8350504	SPRINGS MUSLIM SCHOOL	99	21	21	100.0	0	24	24	100.0	0	19	19	100.0	
	700350041	8350041	SPRINGS SECONDARY SCHOOL	5	100	94	94.0	0	142	140	98.6	0	176	142	80.7	
	700350108	8350108	SPRINGS TECHNICAL SCHOOL	4	120	69	57.5	0	84	78	92.9	3	55	53	96.4	
	700400153	8400153	TANDI ELEANOR SIBEKO SCHOOL	3	103	69	67.0	0	162	85	52.5	43	139	84	60.4	
	700311548	8311548	THOLULWAZI SECONDARY SCHOOL	3	112	89	79.5	0	196	159	81.1	4	203	135	66.5	
	700351171	8351171	TLAKULA SECONDARY SCHOOL	3	178	136	76.4	8	196	142	72.4	45	141	83	58.9	
	700400697	8400697	TSAKANE EXT 8 SECONDARY SCHOOL	1									0	65	33	50.8
	700311589	8311589	TSAKANE SECONDARY SCHOOL	3	164	153	93.3	0	232	201	86.6	4	188	141	75.0	
	700311852	8311852	VEZUKHONO SECONDARY SCHOOL	1	114	88	77.2	0	141	105	74.5	22	171	149	87.1	
	700351296	8351296	ZIKHETHELE SECONDARY SCHOOL	3	73	56	76.7	8	139	100	71.9	24	106	66	62.3	
700351304	8351304	ZIMISELE SECONDARY SCHOOL	3	123	106	86.2	38	119	98	82.4	22	119	116	97.5		
GAUTENG NORTH	700400183	8400183	ABBOTTS COLLEGE SILVER LAKES	99	129	129	100.0	0	101	100	99.0	0	101	100	99.0	
	700240549	8219004	BAVIAANSPOORT EMTHONJENI YOUTH CEN	99								0	12	12	100.0	
	700211334	8211334	CHIPA-TABANE SECONDARY SCHOOL	2	183	152	83.1	1	217	167	77.0	22	208	159	76.4	
	700210062	8210062	CULTURA HIGH SCHOOL	4	139	105	75.5	9	132	112	84.8	3	125	85	68.0	

District Name	EMIS No	Centre No	Centre Name	Quintile	2014			2015			2016				
					Wrote	Achieved	% Achieved	No Progressed	Wrote	Achieved	% Achieved	No Progressed	Wrote	Achieved	% Achieved
GAUTENG NORTH	700211359	8211359	DAN KUTUMELA SEC SCHOOL	2	233	190	81.5	12	220	168	76.4	57	196	154	78.6
	700211599	8211599	DOXA DEO EDENDALE INDEP SCHOOL	99	82	74	90.2	0	80	78	97.5	0	61	59	96.7
	700920186	8920186	EKANGALA SECONDARY SCHOOL	4	233	227	97.4	27	285	266	93.3	62	364	306	84.1
	700210096	8210096	GEKOMBINEERDE SKOOL CULLINAN	5	79	77	97.5	0	83	81	97.6	0	83	79	95.2
	700210179	8210179	HOERSKOOL ERASMUS	5	141	138	97.9	0	119	118	99.2	1	119	118	99.2
	700221291	8221291	LESEDI SECONDARY SCHOOL	2	51	40	78.4	1	60	55	91.7	26	70	60	85.7
	700920538	8920538	LINGTJHUDU SECONDARY SCHOOL	2	110	103	93.6	0	174	144	82.8	11	161	109	67.7
	700921692	8921692	MAHLENGA SECONDARY SCHOOL	1	39	24	61.5	1	44	35	79.5	1	51	43	84.3
	700400155	8400155	MPUMELELO SECONDARY SCHOOL	2	92	86	93.5	15	137	110	80.3	41	188	143	76.1
	700400322	8400322	NOOITGEDACHT AKADEMIE (CVO-PRETORIA)	99								0	1	1	100.0
	700921428	8921428	SITJHEJIWE SECONDARY SCHOOL	2	54	39	72.2	0	65	60	92.3	39	102	68	66.7
	700212001	8212001	STAR OF HOPE SCHOOL	99	49	40	81.6	0	68	62	91.2	5	70	66	94.3
	700400414	8400414	STEVE BIKOVILLE SEC SCHOOL	1	73	48	65.8	2	128	79	61.7	61	89	49	55.1
	700211789	8211789	WOZANIBONE INTERM SCHOOL	1	47	32	68.1	0	60	32	53.3	8	46	33	71.7
	700400516	8400516	ZITHOBENI SECONDARY SCHOOL	1				0	26	21	80.8	12	47	33	70.2
GAUTENG WEST	700270595	8270595	AB PHOKOMPE SECONDARY SCHOOL	4	158	128	81.0	7	156	127	81.4	18	144	116	80.6
	700250027	8250027	AHMED TIMOL SECONDARY	5	155	149	96.1	2	174	173	99.4	0	173	169	97.7
	700252346	8252346	AZAADVILLE MUSLIM SCHOOL	99	37	37	100.0	0	40	40	100.0	0	34	34	100.0
	700270603	8270603	BADIRILE SECONDARY SCHOOL	4	129	121	93.8	0	186	156	83.9	11	239	183	76.6
	700270041	8270041	CARLETON JONES HIGH SCHOOL	5	115	114	99.1	8	127	127	100.0	0	170	170	100.0
	700930376	8930376	FOCHVILLE SECONDARY SCHOOL	4	102	101	99.0	3	140	137	97.9	0	157	145	92.4
	700270306	8270306	GLENHARVIE COMBINED SCHOOL	5	31	28	90.3	0	43	43	100.0	10	70	62	88.6
	700888033	8888033	GLOBAL LINK COLLEGE	99								10	1	1	100.0
	700888032	8888032	HAMBANI COLLEGE	99								11	16	5	31.3
	700250183	8250183	HOER TEGNIESE SKOOL N DIEDERICHS	5	102	92	90.2	8	77	77	100.0	11	104	100	96.2
	700250191	8250191	HOERSKOOL BASTION	5	150	150	100.0	0	126	126	100.0	0	106	104	98.1
	700250209	8250209	HOERSKOOL BEKKER	4	132	127	96.2	0	115	112	97.4	1	93	90	96.8

District Name	EMIS No	Centre No	Centre Name	Quintile	2014			2015			2016				
					Wrote	Achieved	% Achieved	No Progressed	Wrote	Achieved	% Achieved	No Progressed	Wrote	Achieved	% Achieved
GAUTENG WEST	700270090	8270090	HOERSKOOL CARLETONVILLE	5	125	123	98.4	0	150	149	99.3	3	160	157	98.1
	700250241	8250241	HOERSKOOL JAN DE KLERK	5	112	104	92.9	4	144	137	95.1	1	122	114	93.4
	700270116	8270116	HOERSKOOL JAN VILJOEN	4	103	101	98.1	0	128	128	100.0	0	131	131	100.0
	700250258	8250258	HOERSKOOL MONUMENT	5	276	276	100.0	0	273	273	100.0	0	281	281	100.0
	700250266	8250266	HOERSKOOL NOORDHEUWEL	5	252	252	100.0	0	281	281	100.0	1	270	270	100.0
	700270124	8270124	HOERSKOOL RIEBEECKRAND	5	180	179	99.4	1	172	171	99.4	0	169	168	99.4
	700270132	8270132	HOERSKOOL WESTONARIA	5	163	161	98.8	2	134	131	97.8	6	104	100	96.2
	700270140	8270140	HOERSKOOL WONDERFONTEIN	5	79	68	86.1	9	99	87	87.9	5	54	53	98.1
	700400047	8400047	ITHUTENG SEC SCHOOL	1	70	58	82.9	23	128	88	68.8	28	70	67	95.7
	700251504	8251504	KAGISO SECONDARY SCHOOL	4	69	60	87.0	0	59	58	98.3	46	87	78	89.7
	700270819	8270819	KGOTHALANG SECONDARY SCHOOL	1	124	109	87.9	7	125	110	88.0	34	145	104	71.7
	700250563	8250563	KRUGERSDORP HIGH SCHOOL	5	250	248	99.2	1	262	258	98.5	0	276	275	99.6
	700270850	8270850	LETSATSING SECONDARY SCHOOL	3	139	127	91.4	16	160	142	88.8	4	165	163	98.8
	700252867	8252867	LODIRILE SEC SCHOOL	2	167	159	95.2	0	221	201	91.0	46	224	213	95.1
	700400202	8400202	LUKHANYO HIGH SCHOOL	2	64	61	95.3	10	71	52	73.2	41	98	80	81.6
	700252452	8251181	MADIBA SECONDARY SCHOOL	3	141	133	94.3	0	214	187	87.4	51	269	237	88.1
	700251611	8251611	MAGALIESBURG STATE SCHOOL	3	105	90	85.7	23	136	108	79.4	37	94	89	94.7
	700252262	8252262	MANDISA SHICEKA SECONDARY SCHOOL	5	226	224	99.1	0	252	248	98.4	19	269	264	98.1
	700251678	8251678	MATLA COMBINED SCHOOL	2	54	47	87.0	1	36	34	94.4	38	115	94	81.7
	700251736	8251736	MOSUPATSELA SECONDARY SCHOOL	4	208	159	76.4	9	315	304	96.5	43	254	245	96.5
	700270991	8270991	PHAHAMA SECONDARY SCHOOL	3	174	153	87.9	9	162	146	90.1	70	195	169	86.7
	700270488	8270488	RANDFONTEIN HIGH SCHOOL	5	175	175	100.0	12	185	185	100.0	0	200	200	100.0
	700270025	8270025	RANDFONTEIN SECONDARY SCHOOL	3	100	79	79.0	18	85	69	81.2	20	159	142	89.3
	700400365	8400365	RANDVIEW COLLEGE	99	7	7	100.0	0	15	15	100.0	0	10	10	100.0
	700271528	8271528	RELEBOGILE SEC SCHOOL	3	112	80	71.4	62	176	118	67.0	15	117	91	77.8
	700400524	8400524	RIETVALLEI EXT 5 SECONDARY SCHOOL	2				0	39	39	100.0	2	58	58	100.0
	700251835	8251835	SCHAUMBURG COMBINED SCHOOL	1	31	27	87.1	0	41	39	95.1	12	31	30	96.8

District Name	EMIS No	Centre No	Centre Name	Quintile	2014			2015			2016				
					Wrote	Achieved	% Achieved	No Progressed	Wrote	Achieved	% Achieved	No Progressed	Wrote	Achieved	% Achieved
GAUTENG WEST	700251892	8251892	SG MAFAESA SECONDARY SCHOOL	4	112	95	84.8	1	137	134	97.8	23	160	152	95.0
	700400120	8400120	SIMUNYE SEC SCHOOL	1	82	77	93.9	6	99	97	98.0	31	119	110	92.4
	700922475	8922475	STRAUSS SECONDARU SCHOOL	2	101	86	85.1	0	130	112	86.2	1	210	145	69.0
	700271502	8271502	T M LETLHAKE SEC SCHOOL	1	132	113	85.6	0	147	121	82.3	26	163	143	87.7
	700400222	8400222	THATHULWAZI WR HIGH SCHOOL	2	127	114	89.8	0	156	136	87.2	14	177	142	80.2
	700932124	8932124	THUTO KITSO COMP	3	114	106	93.0	30	237	169	71.3	42	155	131	84.5
	700251991	8251991	THUTO LEFA SECONDARY SCHOOL	3	136	114	83.8	20	234	169	72.2	63	80	72	90.0
	700270934	8270934	THUTO LEHAKWE SEC SCHOOL	3	99	97	98.0	17	282	222	78.7	83	133	120	90.2
	700400203	8400203	THUTO PELE SECONDARY SCHOOL	1	78	78	100.0	0	77	77	100.0	5	118	116	98.3
	700251124	8251124	TOWNVIEW HIGH SCHOOL	5	118	110	93.2	2	133	124	93.2	18	149	138	92.6
	700271148	8271148	TSWASONGU SECONDARY SCHOOL	3	146	127	87.0	2	186	136	73.1	135	303	195	64.4
	700400508	8400508	UNI HIGH WEST RAND	99				0	21	18	85.7	0	20	16	80.0
	700888031	8888031	VINE CHRISTIAN COLLEGE	99								0	3	0	0.0
	700932332	8932332	WEDELA TECHNICAL HIGH SCHOOL	3	76	73	96.1	7	125	116	92.8	56	136	121	89.0
JOHANNESBURG CENTRAL	700400408	8400408	ABBOTTS COLLEGE JOHANNESBURG SOUTH	99	94	86	91.5	0	70	69	98.6	0	44	42	95.5
	700133652	8133652	ADELAIDE TAMBO (J C MERKIN WHITE CITY	99	15	12	80.0	0	26	15	57.7	0	17	15	88.2
	700121210	8121210	ALTMONT TECHNICAL HIGH SCHOOL	1	145	134	92.4	1	237	188	79.3	1	140	122	87.1
	700110536	8110536	AURORA COMPREHENSIVE SCHOOL	3	161	143	88.8	34	266	197	74.1	2	184	148	80.4
	700121236	8121236	BHUKULANI SECONDARY SCHOOL	3	182	164	90.1	0	239	191	79.9	24	148	146	98.6
	700132043	8132043	DALIWONGA SECONDARY SCHOOL	4	135	133	98.5	0	111	109	98.2	0	129	123	95.3
	700132746	8132746	DR BEYERS NAUDE SECONDARY SCHOOL	4	66	59	89.4	0	60	44	73.3	7	96	55	57.3
	700110601	8110601	DR BW VILAKAZI SECONDARY SCHOOL	3	190	134	70.5	52	260	153	58.8	53	91	81	89.0
	700120030	8120030	ELDOMAINE HIGH SCHOOL	4	164	108	65.9	92	105	89	84.8	0	106	84	79.2
	700120097	8120097	ELDORADO PARK SECONDARY SCHOOL	4	177	167	94.4	24	213	177	83.1	47	223	180	80.7
700110643	8110643	EMDENI SECONDARY SCHOOL	3	116	82	70.7	0	167	97	58.1	3	114	78	68.4	

District Name	EMIS No	Centre No	Centre Name	Quintile	2014			2015			2016				
					Wrote	Achieved	% Achieved	No Progressed	Wrote	Achieved	% Achieved	No Progressed	Wrote	Achieved	% Achieved
JOHANNESBURG CENTRAL	700120501	8120501	FOREST HIGH SCHOOL	5	184	160	87.0	0	170	129	75.9	0	178	147	82.6
	700120550	8120550	HOERSKOOL DIE FAKKEL	5	174	144	82.8	10	186	153	82.3	1	152	127	83.6
	700120576	8120576	HOERSKOOL PRESIDENT	5	179	173	96.6	23	213	207	97.2	0	164	162	98.8
	700121392	8121392	IBHONGO SECONDARY SCHOOL	2	142	109	76.8	11	142	113	79.6	22	141	120	85.1
	700400174	8400174	ITHEMBA INSTITUTE OF TECHNOLOGY	99	27	23	85.2	0	40	35	87.5	12	47	32	68.1
	700121442	8121442	JABULANI TECHNICAL SECONDARY SCHOOL	4	121	82	67.8	0	112	69	61.6	35	72	53	73.6
	700400107	8400107	KENNILWORTH SECONDARY SCHOOL	5				0	72	72	100.0	1	80	80	100.0
	700120188	8120188	KLIPSPRUIT-WES SECONDARY SCHOOL	4	102	58	56.9	14	107	56	52.3	14	101	70	69.3
	700120204	8120204	KLIPTOWN SECONDARY SCHOOL	4	183	158	86.3	66	224	164	73.2	13	193	157	81.3
	700110510	8110510	KWADEDANGENDLALE SECONDARY SCHOOL	3	182	169	92.9	0	200	172	86.0	4	142	133	93.7
	700120212	8120212	LANCEA VALE SECONDARY SCHOOL	4	143	131	91.6	40	296	228	77.0	13	173	152	87.9
	700110874	8110874	LAVELA SECONDARY SCHOOL	3	137	107	78.1	25	163	109	66.9	1	88	78	88.6
	700110155	8110155	LENASIA SECONDARY SCHOOL	5	198	187	94.4	16	200	187	93.5	0	156	147	94.2
	700110890	8110890	LENZ PUBLIC SCHOOL	4	100	85	85.0	1	160	126	78.8	24	145	116	80.0
	700121491	8121491	LETARE SECONDARY SCHOOL	3	71	63	88.7	0	95	87	91.6	5	87	86	98.9
	700121525	8121525	MAFORI MPHAAHLELE COMPREHENSIVE SCHOOL	3	123	88	71.5	0	133	122	91.7	28	161	150	93.2
	700110999	8110999	MAPETLA HIGH SCHOOL	3	144	108	75.0	6	127	111	87.4	19	134	114	85.1
	700110247	8110247	MH JOOSUB TECHNICAL SECONDARY SCHOOL	4	199	174	87.4	29	230	158	68.7	29	189	127	67.2
	700120253	8120253	MISSOURILAAAN SECONDARY SCHOOL	4	177	46	26.0	1	241	56	23.2	17	132	82	62.1
	700132498	8132498	MNCUBE SECONDARY SCHOOL	3	68	55	80.9	0	68	54	79.4	5	59	53	89.8
	700121574	8121574	MOLETSANE SECONDARY SCHOOL	4	148	111	75.0	19	142	109	76.8	35	108	97	89.8
	700120840	8120840	MONDEOR HIGH SCHOOL	5	303	291	96.0	0	318	300	94.3	9	313	305	97.4
	700132571	8132571	MORRIS ISAACSON SECONDARY SCHOOL	3	325	233	71.7	108	281	175	62.3	75	119	100	84.0
	700111112	8111112	NALEDI SECONDARY SCHOOL	4	51	47	92.2	2	99	82	82.8	2	99	89	89.9
	700111120	8111120	NGHUNGHUNYANI COMPREHENSIVE	3	135	63	46.7	0	90	73	81.1	24	63	47	74.6
	700110262	8110262	NIRVANA SECONDARY SCHOOL	5	203	186	91.6	0	158	136	86.1	6	141	124	87.9



District Name	EMIS No	Centre No	Centre Name	Quintile	2014			2015			2016				
					Wrote	Achieved	% Achieved	No Progressed	Wrote	Achieved	% Achieved	No Progressed	Wrote	Achieved	% Achieved
JOHANNESBURG CENTRAL	700111666	8111666	NUR-UL-ISLAM SCHOOL	99	15	14	93.3	0	16	16	100.0	0	23	21	91.3
	700121665	8121665	PACE SECONDARY PRIVATE SCHOOL	99	148	145	98.0	0	126	120	95.2	9	108	99	91.7
	700121681	8121681	PHAFOGANG SECONDARY SCHOOL	4	131	102	77.9	48	102	71	69.6	0	89	62	69.7
	700400244	8400244	PROTEA GLEN SECONDARY SCHOOL	5	156	146	93.6	1	253	206	81.4	64	227	190	83.7
	700111195	8111195	PRUDENS SECONDARY SCHOOL	3	57	36	63.2	0	45	20	44.4	26	21	21	100.0
	700111203	8111203	REASOMA SEC SCHOOL	5	281	229	81.5	25	249	149	59.8	15	204	119	58.3
	700111237	8111237	SEANA MARENA SECONDARY SCHOOL	3	110	101	91.8	13	175	140	80.0	10	168	120	71.4
	700111252	8111252	SEKANONTOANE SECONDARY SCHOOL	4	84	73	86.9	16	129	109	84.5	14	78	77	98.7
	700111260	8111260	SENAOANE SECONDARY SCHOOL	4	265	183	69.1	1	253	167	66.0	21	158	111	70.3
	700111682	8111682	SHREE BHARAT SHARDA MANDIR IND SCHOO	99	64	64	100.0	42	44	44	100.0	3	30	30	100.0
	700120303	8120303	SILVER OAKS SECONDARY SCHOOL	4	199	130	65.3	10	259	158	61.0	15	169	92	54.4
	700121061	8121061	SIR JOHN ADAMSON HIGH SCHOOL	5	259	252	97.3	0	231	221	95.7	13	232	224	96.6
	700133033	8133033	ST MATTHEWS PRIVATE SECONDARY SCHOOL	99	122	122	100.0	0	122	122	100.0	0	135	134	99.3
	700111328	8111328	TETELO SECONDARY SCHOOL	5	110	100	90.9	0	144	125	86.8	7	128	113	88.3
	700111344	8111344	THABO SECONDARY SCHOOL	4	91	76	83.5	0	154	130	84.4	26	78	57	73.1
	700111377	8111377	THOMAS MOFOLO SECONDARY SCHOOL	4	154	140	90.9	0	169	155	91.7	9	145	137	94.5
	700133181	8133181	TLHATLHOGANG SECONDARY SCHOOL	3								1	30	24	80.0
	700110320	8110320	TOPAZ SECONDARY SCHOOL	5	138	93	67.4	39	171	87	50.9	15	136	92	67.6
	700110338	8110338	TRINITY SECONDARY SCHOOL	5	186	145	78.0	12	157	141	89.8	31	137	124	90.5
	700111450	8111450	VUWANI SECONDARY SCHOOL	3	234	184	78.6	12	167	155	92.8	2	206	184	89.3
700120386	8120386	WILLOW CRESCENT SECONDARY SCHOOL	4	158	116	73.4	22	170	119	70.0	51	164	124	75.6	
JOHANNESBURG EAST	700400442	8400442	AFRICA INTERNATIONAL PRIVATE SCHOOL	99	11	9	81.8	0	10	5	50.0	0	6	4	66.7
	700152009	8152009	ALEXANDRA SECONDARY SCHOOL	2	228	190	83.3	3	138	123	89.1	36	162	149	92.0
	700150011	8150011	ALLANRIDGE SECONDARY SCHOOL	2	175	114	65.1	5	230	160	69.6	2	134	121	90.3
	700130104	8130104	ATHLONE BOYS HIGH SCHOOL	5	76	74	97.4	16	105	93	88.6	0	102	101	99.0

District Name	EMIS No	Centre No	Centre Name	Quintile	2014			2015			2016				
					Wrote	Achieved	% Achieved	No Progressed	Wrote	Achieved	% Achieved	No Progressed	Wrote	Achieved	% Achieved
JOHANNESBURG EAST	700130112	8130112	ATHLONE GIRLS HIGH SCHOOL	5	139	132	95.0	1	131	125	95.4	0	142	137	96.5
	700130153	8130153	BARNATO PARK HIGH SCHOOL	5	121	105	86.8	0	150	115	76.7	0	122	109	89.3
	700130187	8130187	BETH JACOBS GIRLS HIGH SCHOOL	99	8	8	100.0	0	10	10	100.0	0	7	7	100.0
	700133538	8133538	BEYHAN COLLEGE	99	30	12	40.0	0	23	22	95.7	0	15	15	100.0
	700133694	8133694	BLUE HILLS COLLEGE	99	98	95	96.9	0	93	93	100.0	0	86	83	96.5
	700150201	8150201	BRYANSTON HIGH SCHOOL	5	155	148	95.5	0	170	170	100.0	0	167	164	98.2
	700400168	8400168	CEDARWOOD SCHOOL	99	9	9	100.0	0	7	7	100.0	0	11	11	100.0
	700131995	8131995	CENTURION COLLEGE	99	44	37	84.1	0	36	27	75.0	0	34	20	58.8
	700130203	8130203	CONVENT OF THE HOLY FAMILY	99	62	61	98.4	0	54	54	100.0	0	71	67	94.4
	700400540	8400540	DENVER SECONDARY SCHOOL	5	113	55	48.7	0	63	40	63.5	25	68	51	75.0
	700152090	8152090	EAST BANK HIGH SCHOOL	5	257	178	69.3	27	136	104	76.5	74	167	126	75.4
	700400328	8400328	EASTRIDGE CHRISTIAN SCHOOL	99	12	7	58.3	3	15	8	53.3	0	20	20	100.0
	700133843	8133843	EDEN COLLEGE	99	56	54	96.4	0	62	61	98.4	57	56	55	98.2
	700260760	8260760	EQINISWENI SECONDARY SCHOOL	2	314	279	88.9	2	350	313	89.4	82	345	316	91.6
	700130401	8130401	GRANTLEY COLLEGE	99	28	28	100.0	0	28	28	100.0	0	23	20	87.0
	700400370	8400370	HAMBANI COLLEGE	99	15	14	93.3	0	18	13	72.2	0	10	10	100.0
	700130484	8130484	HIGHLANDS NORTH BOYS HIGH SCHOOL	5	99	73	73.7	0	101	84	83.2	0	82	66	80.5
	700400292	8400292	HOPE FOUNTAIN COMBINED SCHOOL	99	29	21	72.4	0	32	30	93.8	0	32	30	93.8
	700400009	8400009	IVORY PARK SECONDARY SCHOOL	2	364	265	72.8	30	303	191	63.0	0	222	152	68.5
	700400407	8400407	IVY ACADEMY	99	16	13	81.3	0	15	15	100.0	0	13	13	100.0
	700400182	8400182	IZENZO KUNGEMAZWI COM COLLEGE	99	43	37	86.0	0	44	40	90.9	11	55	47	85.5
	700400402	8400402	J B MATABANE SECONDARY SCHOOL	1	56	50	89.3	1	194	159	82.0	8	211	162	76.8
	700130641	8130641	JEPPE GIRLS HIGH SCHOOL	5	151	151	100.0	0	169	169	100.0	0	175	175	100.0
	700130633	8130633	JEPPE HIGH SCHOOL FOR BOYS	5	169	168	99.4	1	191	188	98.4	0	186	183	98.4
	700130302	8130302	JULES HIGH SCHOOL	4	122	101	82.8	17	105	91	86.7	1	115	107	93.0
	700400347	8400347	KAALFONTEIN SECONDARY SCHOOL	2	223	188	84.3	0	175	144	82.3	44	153	134	87.6
700130070	8130070	KENSINGTON SECONDARY SCHOOL	5	144	95	66.0	5	135	104	77.0	58	136	117	86.0	
700130765	8130765	KING EDWARD VII SCHOOL	5	204	204	100.0	0	201	200	99.5	0	203	202	99.5	

District Name	EMIS No	Centre No	Centre Name	Quintile	2014			2015			2016				
					Wrote	Achieved	% Achieved	No Progressed	Wrote	Achieved	% Achieved	No Progressed	Wrote	Achieved	% Achieved
JOHANNESBURG EAST	700400513	8400513	KUBE SCHOOL	99								0	16	13	81.3
	700152207	8152207	KWABHEKILANGA SECONDARY SCHOOL	3	119	112	94.1	46	198	180	90.9	5	126	117	92.9
	700400310	8400310	LEAP SCIENCE AND MATHS SCH D9	99	72	68	94.4	0	36	35	97.2	0	37	31	83.8
	700132415	8132415	LIBERTY COMMUNITY SCHOOL	99	90	85	94.4	4	57	57	100.0	0	70	68	97.1
	700130864	8130864	MALVERN HIGH SCHOOL	4	143	114	79.7	4	122	97	79.5	31	125	105	84.0
	700400150	8400150	MAPHUTHA SECONDARY SCHOOL	3	177	147	83.1	48	337	262	77.7	46	180	174	96.7
	700150029	8150029	MARLBORO GARDENS SECONDARY SCHOOL	5	87	83	95.4	14	64	64	100.0	0	98	97	99.0
	700130880	8130880	MARYVALE COLLEGE	99	47	47	100.0	0	54	54	100.0	0	42	42	100.0
	704150987	8150987	MIDRAND HIGH SCHOOL	5	180	177	98.3	2	186	177	95.2	0	188	186	98.9
	700152264	8152264	MINERVA SECONDARY SCHOOL	2	351	226	64.4	0	221	147	66.5	36	229	144	62.9
	700132621	8132621	NEWGATE COLLEGE	99	37	36	97.3	0	35	34	97.1	0	39	38	97.4
	700400549	8400549	NIZAMIYE COMBINED SCHOOL	99				0	12	12	100.0	0	20	20	100.0
	700400362	8400362	NOORDWYK SECONDARY SCHOOL	5	69	46	66.7	15	123	81	65.9	1	119	109	91.6
	700151050	8151050	NORTHVIEW HIGH SCHOOL	5	148	119	80.4	4	159	125	78.6	0	173	120	69.4
	700131128	8131128	PARKTOWN BOYS HIGH SCHOOL	4	135	133	98.5	0	139	139	100.0	0	153	152	99.3
	700400128	8400128	PONELOPELE ORACLE SECONDARY SCHOOL	3	124	114	91.9	0	232	199	85.8	0	198	161	81.3
	700131326	8131326	QUEENS HIGH SCHOOL	5	247	209	84.6	1	227	202	89.0	0	224	209	93.3
	700131342	8131342	RAND TUTORIAL COLLEGE	99	72	64	88.9	0	59	58	98.3	1	47	47	100.0
	700152314	8152314	REALOGILE SECONDARY SCHOOL	2	166	98	59.0	4	275	178	64.7	0	179	109	60.9
	700151498	8151498	SANDOWN HIGH SCHOOL	5	94	82	87.2	4	101	92	91.1	0	85	83	97.6
	700131441	8131441	SANDRINGHAM HIGH SCHOOL	5	142	131	92.3	5	196	168	85.7	108	113	93	82.3
	700150318	8150318	SANDTONVIEW	5	94	81	86.2	0	106	93	87.7	0	87	66	75.9
	700400453	8400453	SEDCO HIGH SCHOOL	99	20	8	40.0	0	18	10	55.6	4	18	13	72.2
	700131482	8131482	SHAREI TORAH	99	9	9	100.0	0	10	10	100.0	0	8	8	100.0
	700131490	8131490	SHEIKH ANTA DIOP COLLEGE	99	30	28	93.3	0	50	39	78.0	0	21	19	90.5
	700132951	8132951	SIR ISAAC NEWTON HIGH SCHOOL	99	7	6	85.7	0	9	9	100.0	0	12	12	100.0
	700132985	8132985	ST ENDAS EDUCATION SECONDARY SCHOOL	4	80	74	92.5	0	89	84	94.4	88	84	72	85.7
	700151654	8151654	ST VINCENT SCHOOL	99								0	6	3	50.0

District Name	EMIS No	Centre No	Centre Name	Quintile	2014			2015			2016				
					Wrote	Achieved	% Achieved	No Progressed	Wrote	Achieved	% Achieved	No Progressed	Wrote	Achieved	% Achieved
JOHANNESBURG EAST	700400375	8400375	SUMMAT ALEXANDRA COLLEGE	99				0	5	4	80.0	0	17	8	47.1
	700133058	8133058	SUPREME EDUCATIONAL COLLEGE	99	34	33	97.1	5	28	27	96.4	1	28	19	67.9
	700400476	8400476	TEACH-TO-PASS COLLEGE	99								0	2	1	50.0
	700131672	8131672	THE TORAH ACADEMY PRIMARY AND HIGH SCHOOL	99	18	18	100.0	0	19	19	100.0	0	18	18	100.0
	700400115	8400115	TSOSELETSO YA AFRICA SEC SCHOOL	3	236	171	72.5	22	265	148	55.8	42	188	139	73.9
	700261420	8261420	UMQHELE SECONDARY SCHOOL	2	301	230	76.4	8	266	170	63.9	71	150	95	63.3
	700133223	8133223	UNITED CHURCH PREPARATORY SCHOOL	99	30	30	100.0	2	34	34	100.0	0	25	25	100.0
	700152512	8152512	UNITED SISTERHOOD MITZVAH	99	38	34	89.5	0	38	37	97.4	0	29	27	93.1
	700151910	8151910	WAVERLEY GIRLS HIGH SCHOOL	5	196	182	92.9	7	196	179	91.3	1	163	157	96.3
	700151928	8151928	WENDYWOOD HIGH SCHOOL	5	142	135	95.1	1	127	121	95.3	0	132	126	95.5
	JOHANNESBURG NORTH	700400173	8400173	ABBOTTS COLLEGE NORTHCLIFF	99	92	92	100.0	0	96	96	100.0	0	101	101
700141531		8141531	AL-AZHAR INSTITUTE	99	20	18	90.0	0	16	14	87.5	0	12	9	75.0
700400395		8400395	AMAZING GRACE PRIVATE SCH	99	17	11	64.7	0	26	14	53.8	0	26	21	80.8
700400653		8400653	ARVANITES COLLEGE	99								0	8	5	62.5
700400598		8400598	BELLEVUE PRIMARY AND HIGH SCHOOL	99								0	22	18	81.8
700400391		8400391	BLUE EAGLE HIGH SCHOOL	1	39	31	79.5	17	140	114	81.4	1	117	104	88.9
700131961		8131961	BONA COMPREHENSIVE SCHOOL	3	193	125	64.8	28	183	130	71.0	6	188	148	78.7
700140426		8140426	BOPASENATLA SECONDARY SCHOOL	3	73	45	61.6	6	86	67	77.9	0	46	36	78.3
700131979		8131979	BOPHELO-IMPILO PRIVATE SCHOOL	99	28	19	67.9	1	29	26	89.7	0	32	27	84.4
700141523		8141523	BOSMONT MUSLIM SCHOOL	99	21	21	100.0	0	12	12	100.0	0	21	21	100.0
700400032		8400032	BRANDCLIFF HOUSE PRIVATE SCHOOL	99	31	31	100.0	0	44	41	93.2	0	22	22	100.0
700140038		8140038	CHRIS J BOTHA SECONDARY SCHOOL	5	123	88	71.5	25	184	120	65.2	2	83	61	73.5
700140053		8140053	CORONATIONVILLE SECONDARY SCHOOL	4	121	79	65.3	1	118	83	70.3	0	92	78	84.8
700400210		8400210	COSMO CITY SEC 2	1	218	183	83.9	0	194	153	78.9	0	136	125	91.9
700400180		8400180	COSMO CITY SEC SCHOOL 1	1	193	136	70.5	0	220	170	77.3	0	148	107	72.3

District Name	EMIS No	Centre No	Centre Name	Quintile	2014			2015			2016				
					Wrote	Achieved	% Achieved	No Progressed	Wrote	Achieved	% Achieved	No Progressed	Wrote	Achieved	% Achieved
JOHANNESBURG NORTH	700152859	8152859	DAMELIN COLLEGE RANDBURG EXAM CENTRE	99	45	42	93.3	0	21	20	95.2	0	22	22	100.0
	700150391	8150391	DELTA PARK SCHOOL (LSEN)	99	34	32	94.1	0	24	23	95.8	0	28	27	96.4
	700140434	8140434	DIEPDALE SECONDARY SCHOOL	3	154	119	77.3	0	111	90	81.1	19	151	96	63.6
	700400010	8400010	DIEPSLOOT COMBINED SCHOOL	1	68	59	86.8	0	101	86	85.1	20	66	56	84.8
	700400424	8400424	DIEPSLOOT SECONDARY NO 2	1	64	35	54.7	0	56	53	94.6	1	65	62	95.4
	700400149	8400149	DIEPSLOOT WEST SEC	1				7	107	70	65.4	0	122	91	74.6
	700400746	8400746	EDUCATION INCORPORATED FOURWAYS	99								0	5	5	100.0
	700121301	8121301	EMSHUKANTAMBO SEC SCHOOL	3	153	129	84.3	0	206	151	73.3	0	139	102	73.4
	700400585	8400585	FAR NORTH SECONDARY SCHOOL	1								0	69	58	84.1
	700150441	8150441	FERNDALE HIGH SCHOOL	5	112	102	91.1	2	97	91	93.8	0	146	126	86.3
	700140517	8140517	FIDELITAS COMPREHENSIVE SCHOOL	3	132	114	86.4	27	226	188	83.2	10	210	169	80.5
	700140525	8140525	FONS LUMINIS SEC SCHOOL	3	152	131	86.2	24	197	171	86.8	2	222	169	76.1
	700150466	8150466	FOURWAYS HIGH SCHOOL	5	219	217	99.1	0	201	200	99.5	4	233	231	99.1
	700130427	8130427	GREENSIDE HIGH SCHOOL	5	158	157	99.4	0	157	157	100.0	0	136	136	100.0
	700152694	8152694	HEARTWOOD IND SCHOOL	99	21	10	47.6	0	16	6	37.5	0	10	8	80.0
	700130559	8130559	HOER TEGNIESE SKOOL LANGLAAGTE	5	137	87	63.5	0	119	92	77.3	0	116	85	73.3
	700150623	8150623	HOERSKOOL LINDEN	5	138	138	100.0	0	144	144	100.0	0	147	147	100.0
	700150631	8150631	HOERSKOOL RANDBURG	5	128	128	100.0	2	127	127	100.0	0	150	150	100.0
	700140186	8140186	HOERSKOOL VORENTOE	5	161	154	95.7	0	170	166	97.6	0	177	165	93.2
	700130534	8130534	HOPE SCHOOL/SKOOL	99	31	16	51.6	2	16	12	75.0	0	7	7	100.0
	700140566	8140566	IMMACULATA SECONDARY SCHOOL	99	104	94	90.4	0	94	89	94.7	0	114	105	92.1
	700400620	8400620	ISLAMIYA GIRLS INTITUTE	99				0	11	11	100.0	0	5	5	100.0
	700152181	8152181	ITIRELE-ZENZELE COMPREHENSIVE SCHOOL	1	164	138	84.1	14	157	113	72.0	30	129	109	84.5
	700130062	8130062	JOHANNESBURG SECONDARY SCHOOL	5	164	134	81.7	9	182	130	71.4	0	146	97	66.4
	700152223	8152223	KWENA MOLAPO COMPREHENSIVE SCHOOL	1	163	156	95.7	0	130	116	89.2	0	80	80	100.0

District Name	EMIS No	Centre No	Centre Name	Quintile	2014			2015				2016			
					Wrote	Achieved	% Achieved	No Progressed	Wrote	Achieved	% Achieved	No Progressed	Wrote	Achieved	% Achieved
JOHANNESBURG NORTH	700400667	8400667	LEAP SCIENCE AND MATHS SCH D10	99				0	50	47	94.0	0	29	28	96.6
	700132449	8132449	LOFENTSE COMPREHENSIVE SCHOOL	3	154	132	85.7	0	165	116	70.3	0	164	115	70.1
	700140756	8140756	MADIBANE COMPREHENSIVE SCHOOL	2	58	37	63.8	1	46	43	93.5	0	33	33	100.0
	700130971	8130971	MCAULEY HOUSE SCHOOL	99	58	58	100.0	0	63	63	100.0	1	62	62	100.0
	700121608	8121608	MUSI COMPREHENSIVE	5	93	68	73.1	0	103	85	82.5	0	124	102	82.3
	700140848	8140848	NAMEDI SECONDARY SCHOOL	2	93	85	91.4	0	97	82	84.5	0	110	84	76.4
	700133348	8133348	NEW NATION SCHOOL	99	62	37	59.7	6	56	30	53.6	0	42	38	90.5
	700140087	8140087	NOORDGESIG SEC SCHOOL	4	158	133	84.2	11	107	92	86.0	2	126	115	91.3
	700140285	8140285	NORTHCLIFF HIGH SCHOOL	5	267	266	99.6	1	252	252	100.0	0	290	289	99.7
	700132670	8132670	ORLANDO SECONDARY SCHOOL	3	181	132	72.9	5	189	118	62.4	38	119	73	61.3
	700131136	8131136	PARKTOWN GIRLS HIGH SCHOOL	5	214	214	100.0	0	228	228	100.0	0	226	226	100.0
	700121715	8121715	PROGRESS COMPREHENSIVE SCHOOL	3	145	112	77.2	17	174	120	69.0	0	228	169	74.1
	700140095	8140095	R W FICK SECONDARY SCHOOL	5	80	66	82.5	48	129	82	63.6	45	155	104	67.1
	700152851	8152851	RABASOTHO COMBINED SCHOOL	99	18	18	100.0	1	22	22	100.0	0	20	19	95.0
	700133976	8159000	RADLEY COLLEGE	99	29	26	89.7	0	23	23	100.0	0	20	20	100.0
	700151241	8151241	RAND PARK HIGH SCHOOL	5	270	270	100.0	0	286	283	99.0	0	278	277	99.6
	700140111	8140111	RIVERLEA SEC SCHOOL	2	84	62	73.8	1	126	99	78.6	0	84	71	84.5
	700131367	8131367	ROOSEVELT HIGH SCHOOL	5	112	110	98.2	1	121	120	99.2	0	123	123	100.0
	700400136	8400136	SAMA HIGH SCHOOL	99	32	32	100.0	0	30	30	100.0	0	28	28	100.0
	700152348	8152348	SEKOLO SA BOROKGO	99	48	48	100.0	0	38	36	94.7	0	47	46	97.9
	700132902	8132902	SELELEKELA SEC SCHOOL	3	172	147	85.5	6	251	215	85.7	2	196	159	81.1
	700152363	8152363	ST ANSGARS COMBINED SCHOOL	1	99	73	73.7	7	128	101	78.9	12	121	96	79.3
	700140368	8140368	ST BARNABAS COLLEGE	99	78	76	97.4	0	73	70	95.9	0	80	78	97.5
	700400517	8400417	SUNRISE SECONDARY SCHOOL	99	37	23	62.2	1	106	70	66.0	0	114	87	76.3
	700133074	8133074	TASK ACADEMY SCHOOL	99	31	22	71.0	0	22	12	54.5	0	19	12	63.2
	700121798	8121798	THABA-JABULA SECONDARY SCHOOL	3	142	132	93.0	0	246	178	72.4	0	175	137	78.3
700132811	8132811	UJ METROPOLITAN ACADEMY	5	89	89	100.0	0	95	95	100.0	0	94	94	100.0	



District Name	EMIS No	Centre No	Centre Name	Quintile	2014			2015			2016				
					Wrote	Achieved	% Achieved	No Progressed	Wrote	Achieved	% Achieved	No Progressed	Wrote	Achieved	% Achieved
	700140137	8140137	WESTBURY SECONDARY SCHOOL	4	169	147	87.0	0	166	151	91.0	0	168	149	88.7
	700400026	8400026	WILLOWRIDGE PRIVATE SCHOOL	99				0	4	4	100.0	0	4	4	100.0
JOHANNESBURG SOUTH	700400334	8400334	ACADEMY BUSINESS SCHOOL	99	31	22	71.0	0	53	24	45.3	0	38	28	73.7
	700400507	8400507	AFRIMAT COLLEGE	99	26	19	73.1	0	8	7	87.5	4	27	11	40.7
	700131839	8131839	AFRO-KOMBS COLLEGE	99	37	36	97.3	0	55	54	98.2	0	28	28	100.0
	700330696	8330696	AHA-THUTO SECONDARY SCHOOL	2	151	112	74.2	16	135	103	76.3	54	160	104	65.0
	700400028	8111906	AL-AQSA SCHOOL	99	104	104	100.0	0	97	97	100.0	0	95	95	100.0
	700110072	8110072	AZARA SECONDARY SCHOOL	5	102	91	89.2	83	189	130	68.8	29	180	132	73.3
	700131920	8131920	BASA TUTORIAL INSTITUTE	99	101	100	99.0	0	131	129	98.5	2	148	138	93.2
	700110015	8110015	DALEVIEW SEC SCHOOL	2	85	70	82.4	0	52	52	100.0	6	117	90	76.9
	700400635	8400635	DELCOM TRAINING INSTITUTE	99				0	4	0	0.0	0	7	2	28.6
	700120568	8120568	DIVERSITY HIGH SCHOOL	4	123	112	91.1	1	154	120	77.9	16	114	94	82.5
	700132100	8132100	DUNCTONWOOD PROGRESSIVE SCHOOL	99				0	16	15	93.8	0	15	14	93.3
	700400371	8400371	EBENEZER MARANATHA INSTITUTE	99	28	21	75.0	0	31	21	67.7	0	36	30	83.3
	700132126	8132126	EDUCATION ALIVE SCHOOL	99	112	111	99.1	0	101	97	96.0	0	106	105	99.1
	700888027	8888027	EL ZERA PRIVATE SCHOOL	99								0	1	1	100.0
	700111823	8111823	ELETHU THEMBA SCHOOL	2	65	51	78.5	5	39	32	82.1	36	93	81	87.1
	700110023	8110023	ENNERDALE SEC SCHOOL	5	95	80	84.2	1	138	89	64.5	21	84	62	73.8
	700400265	8400265	FALCON PRIVATE SCHOOL	99	6	2	33.3	0	12	10	83.3	0	7	6	85.7
	700400394	8400394	FINETOWN SECONDARY SCHOOL	1				0	61	54	88.5	3	109	107	98.2
	700111500	8111500	FRED NORMAN SEC SCHOOL	5	315	247	78.4	11	243	217	89.3	8	194	181	93.3
	700132241	8132241	FREEDOM COMMUNITY COLLEGE	99	108	102	94.4	15	101	96	95.0	11	99	91	91.9
	700111922	8111922	GIBSON PILLAY LEARNING ACAD	99	25	25	100.0	0	24	24	100.0	0	22	22	100.0
	700110403	8110403	GLENVISTA HIGH SCHOOL	5	270	266	98.5	1	254	252	99.2	1	251	244	97.2
	700400313	8400313	GREENLANE COLLEGE	99	25	22	88.0	0	33	26	78.8	7	20	19	95.0
	700122309	8122309	HORIZON INTERNATIONAL HIGH SCHOOL	99	30	30	100.0	0	50	50	100.0	0	48	48	100.0
700330753	8330753	ISIKHUMBUZO HIGH SCHOOL	99	49	46	93.9	0	23	23	100.0	2	31	30	96.8	
700400055	8400055	ITHUBA-LETHU SEC SCHOOL	99	86	76	88.4	0	86	84	97.7	1	135	135	100.0	

District Name	EMIS No	Centre No	Centre Name	Quintile	2014			2015			2016				
					Wrote	Achieved	% Achieved	No Progressed	Wrote	Achieved	% Achieved	No Progressed	Wrote	Achieved	% Achieved
JOHANNESBURG SOUTH	700331611	8331611	JABULILE SECONDARY SCHOOL	2	203	181	89.2	2	212	198	93.4	26	202	187	92.6
	700400293	8400293	JEPPE EDUCATION CENTRE (ELOFF STR)	99	40	39	97.5	0	72	70	97.2	9	89	82	92.1
	700133769	8133769	JOHANNESBURG MUSLIM SCHOOL	99	70	70	100.0	0	88	88	100.0	1	76	76	100.0
	700122234	8122234	JOHANNESBURG POLYTECH INSTITUTE	99	67	67	100.0	0	97	93	95.9	2	73	73	100.0
	700130708	8130708	JOHN ORR TECHNICAL HIGH SCHOOL	4	94	83	88.3	0	106	91	85.8	10	89	85	95.5
	700330894	8330894	JOHWETO COMBINED SCHOOL	99	9	9	100.0	0	11	11	100.0	9	12	12	100.0
	700133918	8133918	JORDAO COLLEGE	99	22	22	100.0	0	22	20	90.9	0	14	12	85.7
	700400353	8400353	JW ALL SAINTS SCHOOL	99	3	3	100.0	0	10	10	100.0	1	15	13	86.7
	700400584	8400584	KIBLER PARK SECONDARY SCHOOL	5								1	75	59	78.7
	700400429	8400429	LAWLEY THUTO LEFA SECONDARY SCHOOL	1	53	50	94.3	0	101	74	73.3	165	220	146	66.4
	700400167	8400167	LEEDS BUSINESS COLLEGE REPEATERS	99	8	7	87.5	1	0	0		0	7	6	85.7
	700111583	8111583	LENASIA MUSLIM SCHOOL	99	108	107	99.1	0	89	89	100.0	0	94	94	100.0
	700110213	8110213	LENASIA SOUTH SECONDARY SCHOOL	5	199	140	70.4	0	195	150	76.9	53	144	131	91.0
	700330969	8330969	LESHATA SECONDARY SCHOOL	2	176	173	98.3	2	176	174	98.9	13	195	182	93.3
	700400455	8400455	LUNEM LEARNING CENTRE	99	23	9	39.1	6	4	0	0.0	0	2	1	50.0
	700132464	8132464	MAHLASEDI HIGH SCHOOL	99	60	60	100.0	0	42	42	100.0	4	55	54	98.2
	700331884	8331884	MASIBAMBANE COLLEGE	99	40	40	100.0	0	41	41	100.0	0	47	47	100.0
	700400350	8400350	MBOWA ACADEMY	99	32	19	59.4	0	19	9	47.4	1	33	22	66.7
	700134007	8134007	METROPOLITAN COLLEGE	99	29	16	55.2	0	24	19	79.2	1	17	16	94.1
	700111658	8111658	MOSES MAREN MISSION TECHNICAL SECONDARY	2	73	66	90.4	0	99	77	77.8	50	153	113	73.9
	700331950	8331950	MPHETHI MAHLATSI SEC SCHOOL	2	184	175	95.1	5	213	197	92.5	19	257	237	92.2
	700131037	8131037	NATIONAL SCHOOL OF THE ARTS	5	101	100	99.0	0	83	83	100.0	2	87	85	97.7
	700400454	8400454	NATIONWIDE SCHOOL FOR ACADEMIC EXCEL	99	49	42	85.7	0	35	34	97.1	0	62	62	100.0
	700132613	8132613	NEW MODEL PRIVATE COLLEGE	99	73	72	98.6	0	71	71	100.0	2	75	73	97.3
	700111815	8111815	OAKDALE SEC SCHOOL	5	148	115	77.7	63	168	112	66.7	45	125	74	59.2
	0	8400521	ORANGE FARM SECONDARY SCHOOL	3								0	66	53	80.3
	700132720	8132720	PHOENIX COLLEGE OF JOHANNESBURG	99	51	50	98.0	1	79	79	100.0	2	67	67	100.0

District Name	EMIS No	Centre No	Centre Name	Quintile	2014			2015			2016				
					Wrote	Achieved	% Achieved	No Progressed	Wrote	Achieved	% Achieved	No Progressed	Wrote	Achieved	% Achieved
JOHANNESBURG SOUTH	700400336	8400336	PRIDE LEARNING ACADEMY	99	21	21	100.0	0	11	11	100.0	0	21	21	100.0
	700132753	8132753	PROVIDENCE ACADEMY	99	71	70	98.6	4	63	60	95.2	0	80	79	98.8
	700400235	8400235	QALABOTJHA SECONDARY SCHOOL	99	102	72	70.6	0	118	100	84.7	9	187	103	55.1
	700331181	8331181	QOQA SECONDARY SCHOOL	2	79	71	89.9	1	100	77	77.0	3	80	63	78.8
	700131334	8131334	RAND MEISIESKOOL/ GIRLS SCHOOL	4	199	194	97.5	3	176	172	97.7	0	197	191	97.0
	700331215	8331215	RAPHELA SECONDARY SCHOOL	2	140	133	95.0	3	140	131	93.6	58	129	121	93.8
	700400438	8400438	ROSTEC TECHNICAL FET COLLEGE-MARKET	99	22	7	31.8	1	8	7	87.5	0	15	13	86.7
	700331546	8331546	SAKHISIZWE SEC SCHOOL	1	116	67	57.8	1	116	99	85.3	37	65	57	87.7
	700331660	8331660	SIYAPHAMBILI SECONDARY SCHOOL	99	29	29	100.0	0	43	42	97.7	13	46	42	91.3
	700110197	8110197	SOUTHVIEW HIGH SCHOOL	4	243	214	88.1	0	214	203	94.9	50	207	149	72.0
	700400629	8400629	SUCCESS-KATLEGO ACADEMY	99				0	6	5	83.3	9	11	8	72.7
	700400377	8400377	SUMMAT - MARKET STR	99	6	6	100.0	0	9	9	100.0	0	13	13	100.0
	700331405	8331405	THAMSANQA SECONDARY SCHOOL	2	145	124	85.5	45	169	124	73.4	37	135	109	80.7
	700122184	8111343	THE AFRICA HOUSE COLLEGE	99	22	21	95.5	2	17	17	100.0	5	16	16	100.0
	700121137	8121137	THE HILL HIGH SCHOOL	5	177	161	91.0	10	206	174	84.5	10	175	149	85.1
	700331645	8331645	THETHA SECONDARY SCHOOL	1	94	88	93.6	0	142	128	90.1	41	193	173	89.6
	700331876	8331876	THULA MNTWANA COMB SCHOOL	99	25	23	92.0	0	19	17	89.5	1	19	18	94.7
	700321554	8321554	THUSA-SETJHABA SEC SCHOOL	2	115	113	98.3	0	101	100	99.0	75	98	95	96.9
	700400522	8400522	TSHEPO YA RONA SECONDARY SCHOOL	2				6	25	23	92.0	14	82	59	72.0
	700133249	8133249	VECTOR COLLEGE	99	68	64	94.1	0	76	76	100.0	0	75	66	88.0
	700331504	8331504	VULANINDLELA SECONDARY	2	80	78	97.5	5	82	79	96.3	30	86	81	94.2
	700331976	8331976	VUTOMI HIGH SCHOOL	99	33	17	51.5	0	30	26	86.7	4	16	13	81.3
	700400452	8400452	WATERSHED TECHNICAL SCHOOL	99				3	10	4	40.0	0	14	7	50.0
	700400302	8400302	WATERSRAND HIGH SCHOOL	99	23	22	95.7	0	12	10	83.3	0	5	2	40.0
	700400274	8400274	WHITESTONE COLLEGE	99	20	13	65.0	1	21	19	90.5	1	18	13	72.2
	700110767	8110767	WILLOWMEAD SEC SCHOOL	4	207	184	88.9	0	171	145	84.8	8	225	175	77.8
	700400682	8400682	WISDOM AND KNOWLEDGE COLLEGE	99								11	38	6	15.8

District Name	EMIS No	Centre No	Centre Name	Quintile	2014			2015			2016					
					Wrote	Achieved	% Achieved	No Progressed	Wrote	Achieved	% Achieved	No Progressed	Wrote	Achieved	% Achieved	
	700111526	8111526	ZAKARIYAH PARK SECONDARY SCHOOL	5	121	104	86.0	15	123	88	71.5	4	77	75	97.4	
JOHANNESBURG WEST	700252189	8252189	ALLEN GLEN HIGH SCHOOL	5	266	251	94.4	8	207	197	95.2	6	214	212	99.1	
	700131862	8131862	ANCHOR COMPREHENSIVE	3	81	67	82.7	8	120	97	80.8	5	104	69	66.3	
	700400311	8400311	BRIDGEWAY CHRISTIAN SCHOOL	99	8	8	100.0	0	9	9	100.0	0	6	6	100.0	
	700400287	8400287	EAGLE HOUSE LEARNING CENTRE	99	32	30	93.8	0	24	24	100.0	0	29	29	100.0	
	700132167	8132167	EMADWALENI SECONDARY SCHOOL	3	74	66	89.2	5	51	45	88.2	6	67	61	91.0	
	700250142	8250142	FLORIDA PARK HIGH SCHOOL	5	283	272	96.1	1	264	259	98.1	5	268	262	97.8	
	700251405	8251405	FORTE SECONDARY SCHOOL	4	156	145	92.9	0	251	222	88.4	23	259	227	87.6	
	700251413	8251413	GEORGE KHOSA SECONDARY SCHOOL	4	157	123	78.3	0	188	131	69.7	66	128	108	84.4	
	700252768	8252768	GRACE CHRISTIAN SCHOOL	99	10	9	90.0	0	7	7	100.0	0	11	11	100.0	
	700250217	8250217	HOERSKOOL DIE ADELAAR	5	141	132	93.6	2	188	176	93.6	0	205	196	95.6	
	700250225	8250225	HOERSKOOL DIE BURGER	5	131	96	73.3	3	154	130	84.4	15	120	103	85.8	
	700250233	8250233	HOERSKOOL FLORIDA	5	312	307	98.4	0	264	263	99.6	2	227	225	99.1	
	700250274	8250274	HOERSKOOL ROODEPOORT	5	78	74	94.9	6	93	87	93.5	0	62	62	100.0	
	700400221	8400221	IKUSASALETHU SEC SCHOOL	1	110	97	88.2	1	150	120	80.0	17	106	93	87.7	
	700400766	8400766	INSTITUTE FOR QUALITY COLLEGIATE	99									0	31	20	64.5
	700140624	8140624	KELOKITSO COMPREHENSIVE SCHOOL	3	100	71	71.0	7	97	75	77.3	79	136	85	62.5	
	700400241	8400241	KGATELOPELE SECONDARY SCHOOL	1	133	123	92.5	22	167	135	80.8	249	123	99	80.5	
	700140665	8140665	KWA-MAHLOBO SECONDARY SCHOOL	3	114	91	79.8	0	111	97	87.4	5	129	104	80.6	
	700140681	8140681	LAMULA JUBILEE SECONDARY SCHOOL	3	238	154	64.7	0	118	86	72.9	27	134	116	86.6	
	700250852	8250852	LANTERNSKOOL	99	38	37	97.4	2	41	38	92.7	9	47	41	87.2	
	700140715	8140715	LETSIBOGO SECONDARY SCHOOL	4	149	148	99.3	4	154	152	98.7	14	125	124	99.2	
	700140780	8140780	MATSELISO SECONDARY SCHOOL	3	114	107	93.9	4	146	125	85.6	4	185	105	56.8	
	700140806	8140806	MEADOWLANDS SECONDARY SCHOOL	3	144	108	75.0	35	144	94	65.3	16	122	92	75.4	
700140814	8140814	MOKGOME SECONDARY SCHOOL	3	139	99	71.2	0	111	105	94.6	9	138	122	88.4		

District Name	EMIS No	Centre No	Centre Name	Quintile	2014			2015			2016				
					Wrote	Achieved	% Achieved	No Progressed	Wrote	Achieved	% Achieved	No Progressed	Wrote	Achieved	% Achieved
JOHANNESBURG WEST	700132688	8132688	ORLANDO WEST SECONDARY SCHOOL	3	69	65	94.2	13	115	91	79.1	3	60	54	90.0
	700132704	8132704	PHEFENI SECONDARY SCHOOL	3	100	76	76.0	11	124	100	80.6	30	78	61	78.2
	700251777	8251777	PJ SIMELANE SECONDARY SCHOOL	4	166	151	91.0	0	184	149	81.0	27	162	143	88.3
	700250951	8250951	PRINCESS HIGH SCHOOL	5	194	160	82.5	4	232	193	83.2	117	203	182	89.7
	700400220	8400220	RAYMOND MHLABA SECONDARY SCHOOL	2	99	96	97.0	0	92	91	98.9	8	127	127	100.0
	700400614	8400614	ROYAL COLLEGE	99	31	18	58.1	1	36	27	75.0	0	20	19	95.0
	700251850	8251850	SEBETSA-O-THOLEMOPUTSO	2	116	111	95.7	45	218	179	82.1	39	210	168	80.0
	700400240	8400240	SIYABONGA SECONDARY SCHOOL	1	108	88	81.5	0	161	147	91.3	0	153	137	89.5
	700133009	8133009	ST MARTIN DE PORRES COMBINED SCHOOL	99	100	90	90.0	2	106	100	94.3	14	105	105	100.0
	700400218	8400218	THULANI SECONDARY SCHOOL	2	100	88	88.0	8	108	91	84.3	17	114	99	86.8
	700400367	8400367	THUTHUKA SIZWE NGEMFUNDO COLLEGE	99				0	11	6	54.5	0	11	10	90.9
	700141002	8141002	THUTOLORE SECONDARY SCHOOL	3	117	81	69.2	8	113	88	77.9	17	112	83	74.1
	700400690	8400690	TSHWANE COLLEGE - JOHANNESBURG	99								9	38	30	78.9
	700252031	8252031	TULIP SECONDARY SCHOOL	99	62	55	88.7	0	74	71	95.9	3	51	51	100.0
	700141143	8141143	VERITAS SECONDARY SCHOOL	3	66	23	34.8	6	45	38	84.4	6	49	36	73.5
	700252883	8252883	VICTORY HOUSE PRIVATE SCHOOL	99	70	69	98.6	0	39	39	100.0	0	56	55	98.2
	700251173	8251173	WEST RIDGE HIGH SCHOOL	5	216	206	95.4	16	279	257	92.1	7	306	258	84.3
700400238	8400238	WISEMAN CELE SECONDARY SCHOOL	2	130	116	89.2	14	158	125	79.1	68	78	73	93.6	
SEDBENG EAST	700331694	8331694	ASSEMBLIES OF GOD (CEFUPS ACADEMY)	99	53	46	86.8	0	58	51	87.9	0	49	48	98.0
	700330100	8330100	DESTINATA SKOOL	99	24	22	91.7	0	28	27	96.4	0	31	30	96.8
	700400181	8400181	EL TABERNACLE CHRISTIAN COLLEGE	99	25	22	88.0	0	28	27	96.4	0	28	27	96.4
	700330126	8330126	GENERAL SMUTS HIGH SCHOOL	5	278	261	93.9	15	332	293	88.3	45	278	212	76.3
	700340174	8340174	HOER VOLKSKOOL HEIDELBERG	5	193	180	93.3	2	192	191	99.5	2	181	174	96.1
	700330159	8330159	HOERSKOOL DR MALAN	5	177	176	99.4	0	172	171	99.4	0	164	164	100.0
	700330167	8330167	HOERSKOOL DRIE RIVIERE	5	128	127	99.2	0	112	110	98.2	0	157	154	98.1
	700330183	8330183	HOERSKOOL OVERVAAL	5	81	80	98.8	0	114	114	100.0	0	82	81	98.8
	700330860	8330860	ISIZWE-SETJHABA SEC SCHOOL	3	43	34	79.1	13	71	38	53.5	0	72	37	51.4

District Name	EMIS No	Centre No	Centre Name	Quintile	2014			2015			2016				
					Wrote	Achieved	% Achieved	No Progressed	Wrote	Achieved	% Achieved	No Progressed	Wrote	Achieved	% Achieved
SEDIBENG EAST	700340216	8340216	J W LUCKHOFF CYCC	3				0	2	0	0.0	0	1	1	100.0
	700400320	8400320	JEPPE EDUCATION CENTRE	99	22	22	100.0	0	20	20	100.0	1	26	26	100.0
	700400307	8400307	JUVENTUS PRIVATE SCHOOL	99				0	2	2	100.0	0	2	2	100.0
	700400226	8400226	KGORO YA THUTO SECONDARY SCHOOL	3	117	96	82.1	13	144	102	70.8	46	120	100	83.3
	700340752	8340752	KHANYA-LESEDI SECONDARY	4	97	80	82.5	26	110	93	84.5	66	184	160	87.0
	700330944	8330944	LEKOA SHANDU SECONDARY	3	89	76	85.4	11	102	83	81.4	4	135	98	72.6
	700320895	8320895	MAHARENG SECONDARY SCHOOL	3	160	93	58.1	0	124	98	79.0	20	148	100	67.6
	700332117	8332117	MEYERTON HIGH SCHOOL	2	136	116	85.3	0	169	148	87.6	51	200	140	70.0
	700331074	8331074	MOHLOLI SECONDARY SCHOOL	3	149	145	97.3	0	159	153	96.2	3	165	156	94.5
	700400589	8400589	NEW HOPE SECONDARY SCHOOL	1								0	77	65	84.4
	700341149	8341149	RATANDA SECONDARY SCHOOL	4	124	81	65.3	11	119	98	82.4	27	74	59	79.7
	700330597	8330597	RIVERSIDE HIGH SCHOOL	5	143	131	91.6	0	209	205	98.1	7	159	145	91.2
	700331702	8331702	ROSHNEE ISLAMIC SCHOOL	99	32	32	100.0	0	45	45	100.0	0	37	37	100.0
	700330043	8330043	ROSHNEE SECONDARY SCHOOL	5	78	77	98.7	4	80	80	100.0	4	64	63	98.4
	700400420	8400420	ROSTEC TECHNICAL COLLEGE	99	12	6	50.0	0	10	8	80.0	0	5	4	80.0
	700331280	8331280	RUSOORD SECONDARY SCHOOL	1	17	16	94.1	9	18	16	88.9	4	33	26	78.8
	700340364	8340364	SEDAVEN HIGH SCHOOL	99	33	29	87.9	1	36	34	94.4	0	35	30	85.7
	700888030	8888030	TAAL-NET INSTITUTE	99								0	5	2	40.0
	700331413	8331413	THUTO LORE SECONDARY SCHOOL	3	55	51	92.7	38	84	69	82.1	81	94	66	70.2
	700331470	8331470	VAAL ED U COLLEGE PRIVATE	99	32	27	84.4	0	42	41	97.6	4	38	35	92.1
700330209	8330209	VEREENIGING GIMNASIUM	5	256	256	100.0	11	224	221	98.7	2	215	215	100.0	
SEDIBENG WEST DISTRICT	700400484	8400484	AFRICA LINK INTERNATIONAL COLLEGE	99								0	7	5	71.4
	700320937	8320937	BEVERLY HILLS SECONDARY SCHOOL	1	141	112	79.4	0	132	128	97.0	128	225	164	72.9
	700400325	8400325	BOITUMELO SECONDARY	3	103	67	65.0	0	66	45	68.2	14	110	69	62.7
	700400355	8400355	BOPHELONG SECONDARY SCHOOL	2	117	115	98.3	17	148	114	77.0	52	131	104	79.4
	700320358	8320358	BOTEBO-TSEBO SEC SCHOOL	4	174	126	72.4	5	208	155	74.5	10	172	119	69.2



District Name	EMIS No	Centre No	Centre Name	Quintile	2014			2015			2016				
					Wrote	Achieved	% Achieved	No Progressed	Wrote	Achieved	% Achieved	No Progressed	Wrote	Achieved	% Achieved
SEDIBENG WEST DISTRICT	700321869	8321869	CHRYSTAL SPRINGS PRIVATE SCHOOL	99	27	14	51.9	5	37	30	81.1	9	53	44	83.0
	700320432	8320432	DINOKANENG SECONDARY SCHOOL	3	108	71	65.7	0	70	55	78.6	28	70	51	72.9
	700321752	8321752	EL SHADDAI SCHOOL	99	87	69	79.3	1	71	60	84.5	3	65	48	73.8
	700320515	8320515	ESOKWAZI SECONDARY SCHOOL	2	248	229	92.3	0	247	233	94.3	65	188	169	89.9
	700320556	8320556	FUNDULWAZI SECONDARY SCHOOL	3	138	114	82.6	3	175	141	80.6	29	165	143	86.7
	700322107	8320028	HOER TEGNIESE SKOOL CAREL DE WET	5	119	95	79.8	0	111	100	90.1	1	86	80	93.0
	700330175	8330175	HOERSKOOL DRIEHOEK	5	166	161	97.0	0	184	180	97.8	0	153	152	99.3
	700320036	8320036	HOERSKOOL SUIDERLIG	5	179	171	95.5	0	180	179	99.4	0	148	148	100.0
	700330191	8330191	HOERSKOOL TRANSVALIA	5	200	196	98.0	0	224	220	98.2	0	212	212	100.0
	700320044	8320044	HOERSKOOL VANDERBIJLPARK	5	82	72	87.8	4	53	43	81.1	1	53	50	94.3
	700320663	8320663	JET NTEO SECONDARY SCHOOL	2	63	57	90.5	0	79	74	93.7	10	89	86	96.6
	700320671	8320671	JORDAN SECONDARY SCHOOL	1	106	91	85.8	0	63	63	100.0	65	103	95	92.2
	700320689	8320689	KATLEHO-IMPUMELELO SEC SCHOOL	3	130	61	46.9	0	110	75	68.2	36	134	82	61.2
	700320697	8320697	KGOKARE SECONDARY SCHOOL	2	71	61	85.9	3	43	39	90.7	11	71	71	100.0
	700320713	8320713	KHUTLO-THARO SECONDARY SCHOOL	2	120	109	90.8	24	195	178	91.3	28	211	199	94.3
	700320754	8320754	LAKESIDE SECONDARY SCHOOL	3	170	166	97.6	0	204	178	87.3	38	190	160	84.2
	700320788	8320788	LEBOHANG SECONDARY SCHOOL	3	134	83	61.9	0	75	50	66.7	4	96	78	81.3
	700320960	8320960	MAXEKE SECONDARY SCHOOL	1	129	121	93.8	17	257	227	88.3	22	183	142	77.6
	700321026	8321026	MOHALADITOE SECONDARY SCHOOL	4	87	73	83.9	4	36	31	86.1	21	88	66	75.0
	700321083	8321083	MOPHOLOSI SECONDARY SCHOOL	2	129	94	72.9	0	104	93	89.4	12	121	113	93.4
	700321091	8321091	MOQHAKA SECONDARY SCHOOL	3	45	31	68.9	1	55	46	83.6	36	44	34	77.3
	700321109	8321109	MOSHATE SECONDARY SCHOOL	3	206	142	68.9	0	175	127	72.6	10	165	131	79.4
	700321281	8321281	POELANO SECONDARY SCHOOL	2	125	112	89.6	0	165	145	87.9	46	147	116	78.9
	700400119	8400119	PRESTIGIOUS AURETE SEC SCHOOL	5	102	71	69.6	0	125	86	68.8	48	174	82	47.1
	700321307	8321307	QEDILIZWE SECONDARY SCHOOL	2	192	160	83.3	0	211	130	61.6	54	204	146	71.6
	700321364	8321364	RAMOLELLE COMBINED SCHOOL	1	15	10	66.7	3	25	20	80.0	2	35	16	45.7

District Name	EMIS No	Centre No	Centre Name	Quintile	2014			2015			2016				
					Wrote	Achieved	% Achieved	No Progressed	Wrote	Achieved	% Achieved	No Progressed	Wrote	Achieved	% Achieved
SEDIBENG WEST DISTRICT	700321372	8321372	RAMOSUKULA SEC SCHOOL	1	23	23	100.0	0	30	30	100.0	8	75	74	98.7
	700321380	8321380	RESIDENSIA SECONDARY SCHOOL	3	183	131	71.6	0	243	159	65.4	9	172	121	70.3
	700400673	8400673	RUST-TER-VAAL SECONDARY SCHOOL	4	32	23	71.9	0	42	37	88.1	4	45	38	84.4
	700321398	8321398	RUTASETJHABA SEC SCHOOL	2	240	179	74.6	0	144	127	88.2	77	222	173	77.9
	700400127	8400127	SAMELSON COLLEGE	99	29	15	51.7	0	15	5	33.3	0	16	12	75.0
	700321406	8321406	SAPPHIRE SECONDARY SCHOOL	2	138	111	80.4	0	137	126	92.0	0	241	201	83.4
	700321430	8321430	SEHOPOTSO SECONDARY SCHOOL	3	81	65	80.2	0	46	44	95.7	18	83	80	96.4
	700321455	8321455	SETJHABA-SOHLÉ SECONDARY	4	106	52	49.1	0	66	54	81.8	15	89	75	84.3
	700321497	8321497	SIZANANI THUSANANG COMPREHENSIVE SCHOOL	3	70	51	72.9	0	68	61	89.7	7	114	83	72.8
	700330654	8330654	SUNCREST HIGH SCHOOL	5	118	116	98.3	31	147	141	95.9	0	121	119	98.3
	700321505	8321505	TANDUKWAZI SECONDARY SCHOOL	2	206	98	47.6	0	143	131	91.6	52	114	104	91.2
	700321521	8321521	THARABOLLO SECONDARY SCHOOL	3	177	123	69.5	0	217	106	48.8	70	109	70	64.2
	700330662	8330662	THE VAAL HIGH SCHOOL	5	154	105	68.2	0	105	67	63.8	42	119	102	85.7
	700321570	8321570	THUTO-TIRO COMPREHENSIVE	4	143	111	77.6	0	142	124	87.3	36	158	150	94.9
	700321604	8321604	TOKELO SECONDARY SCHOOL	1	72	56	77.8	0	125	76	60.8	5	71	57	80.3
	700321638	8321638	TSHEPO-THEMBA SECONDARY SCHOOL	2	100	86	86.0	0	112	83	74.1	35	112	99	88.4
	700321703	8321703	TSOLO SECONDARY SCHOOL	2	156	124	79.5	0	157	119	75.8	51	191	137	71.7
700400388	8400388	WATERSHED CHRISTIAN SCHOOL	99	28	26	92.9	0	23	23	100.0	0	16	15	93.8	
TSHWANE NORTH	700400129	8400129	ACADEMIC QUALITY EDUCATION	99	16	14	87.5	0	15	15	100.0	0	12	6	50.0
	700910011	8910011	ADAM MASEBE SEC SCHOOL	1	179	118	65.9	0	143	87	60.8	16	114	96	84.2
	700240507	8240507	AMOGELANG SECONDARY SCHOOL	1	227	150	66.1	71	274	176	64.2	68	259	148	57.1
	700910158	8910158	BOITSHEPO SEC SCHOOL	1	131	120	91.6	28	143	124	86.7	0	133	90	67.7
	700910169	8910169	BOKAMOSO HIGH SCHOOL	1	238	116	48.7	3	146	87	59.6	32	87	77	88.5
	700240580	8240580	BOTSE-BOTSE SECONDARY	4	117	101	86.3	2	202	180	89.1	21	152	139	91.4
	700220103	8220103	CLAPHAM HIGH SCHOOL	5	147	141	95.9	0	178	164	92.1	5	175	159	90.9
	700241779	8241779	ELIZABETH MATSEMELA SEC SCHOOL	5	158	106	67.1	0	228	108	47.4	13	82	45	54.9

District Name	EMIS No	Centre No	Centre Name	Quintile	2014			2015			2016				
					Wrote	Achieved	% Achieved	No Progressed	Wrote	Achieved	% Achieved	No Progressed	Wrote	Achieved	% Achieved
TSHWANE NORTH	700220137	8220137	GEREFORMEERDE SKOOL DIRK POSTMA	99	20	20	100.0	0	28	28	100.0	0	20	20	100.0
	700400396	8400396	HAMMANSKRAAL SECONDARY SCHOOL	1	171	118	69.0	1	202	144	71.3	53	231	107	46.3
	700910484	8910484	HANS KEKANA SEC SCHOOL	1	256	220	85.9	0	258	207	80.2	20	301	236	78.4
	700240739	8240739	HLANGANANI SECONDARY SCHOOL	4	84	64	76.2	0	82	54	65.9	18	86	48	55.8
	700220152	8220152	HOER TEGNOLOGIESE SKOOL JOHN VORSTER	5	147	144	98.0	0	168	163	97.0	5	125	124	99.2
	700230334	8230334	HOERSKOOL HENDRIK VERWOERD	5	205	198	96.6	2	187	184	98.4	0	195	193	99.0
	700240069	8240069	HOERSKOOL MONTANA	5	255	255	100.0	0	286	284	99.3	1	317	317	100.0
	700220178	8220178	HOERSKOOL OOS-MOOT	5	265	264	99.6	0	292	291	99.7	0	266	266	100.0
	700240077	8240077	HOERSKOOL OVERKRUIJN	5	228	228	100.0	0	209	209	100.0	0	211	210	99.5
	700220194	8220194	HOERSKOOL STAATSPRESIDENT C R SWART	5	190	168	88.4	0	165	146	88.5	10	174	152	87.4
	700230383	8230383	HOERSKOOL WONDERBOOM	5	323	310	96.0	0	348	343	98.6	0	272	271	99.6
	700910514	8910514	HOSEA KEKANA SEC SCHOOL	1	127	114	89.8	0	140	127	90.7	46	117	90	76.9
	700934269	8934269	IMFUNDO SECONDARY SCHOOL	3	67	60	89.6	45	88	68	77.3	40	54	53	98.1
	700230391	8230391	IONA CONVENT	99	55	55	100.0	0	47	47	100.0	0	39	39	100.0
	700240770	8240770	KGOMOTSO SECONDARY SCHOOL	2	142	123	86.6	0	114	100	87.7	7	144	129	89.6
	700400526	8400526	LEHWELERENG SECONDARY SCHOOL	2				0	75	46	61.3	0	59	48	81.4
	700240895	8240895	LETHABONG SECONDARY SCHOOL	4	203	139	68.5	0	247	146	59.1	64	220	172	78.2
	700910978	8910978	MADISONG SECONDARY SCHOOL	1				0	105	54	51.4	0	112	72	64.3
	700911026	8911026	MAKGETSE HIGH SCHOOL	3	227	201	88.5	1	267	247	92.5	78	295	255	86.4
	700240929	8240929	MAKHOSINI COMBINED SECONDARY SCHOOL	1	187	170	90.9	0	215	203	94.4	4	269	238	88.5
	700240960	8240960	MEMEZELO SECONDARY SCHOOL	4	156	81	51.9	0	102	75	73.5	15	123	112	91.1
	700911257	8911257	MODILATI SECONDARY SCHOOL	1				0	93	61	65.6	1	93	70	75.3
	700400525	8400525	NEW EERSTERUS SECONDARY SCHOOL	2				0	52	31	59.6	23	72	52	72.2
	700911541	8911541	NTSWANE	1	88	56	63.6	48	77	46	59.7	21	61	46	75.4
	700911589	8911589	PHL MORAKA SECONDARY	4	163	138	84.7	28	136	107	78.7	0	107	66	61.7
	700241117	8241117	PRESTIGE COLLEGE	99	137	135	98.5	0	117	117	100.0	0	138	137	99.3
	700911709	8911709	RAKGOTSO SEC SCHOOL	1	250	220	88.0	20	313	230	73.5	36	237	205	86.5

District Name	EMIS No	Centre No	Centre Name	Quintile	2014			2015			2016				
					Wrote	Achieved	% Achieved	No Progressed	Wrote	Achieved	% Achieved	No Progressed	Wrote	Achieved	% Achieved
TSHWANE NORTH	700911767	8911767	RATSHEPO SEC SCHOOL	3	316	294	93.0	0	308	292	94.8	0	302	280	92.7
	700232215	8232215	SA COLLEGE SCHOOL	99	58	55	94.8	0	33	33	100.0	0	38	37	97.4
	700241273	8241273	SENTHIBELE SENIOR SECONDARY	2	153	108	70.6	0	239	116	48.5	90	142	107	75.4
	700241307	8241307	SOSHANGUVE SECONDARY SCHOOL	2	287	206	71.8	1	389	289	74.3	64	319	250	78.4
	700912139	8912139	TIPFUXENI SEC SCHOOL	1	121	96	79.3	1	152	122	80.3	27	135	120	88.9
	700241471	8241471	TSHWANE CHRISTIAN SCHOOL	99	24	24	100.0	0	24	24	100.0	0	25	25	100.0
TSHWANE SOUTH	700400788	8400788	ABBOTTS COLLEGE CENTURION	99				0	36	36	100.0	0	58	58	100.0
	700230110	8230110	AFRIKAANSE HOER MEISIESKOOL	5	184	184	100.0	0	197	197	100.0	0	208	208	100.0
	700230128	8230128	AFRIKAANSE HOER SEUNSKOOL	5	232	231	99.6	0	218	217	99.5	0	243	242	99.6
	700400125	8400125	AL GHAZALI	99	19	19	100.0	0	21	21	100.0	0	13	13	100.0
	700400100	8400100	AL-ASR EDUCATIONAL INSTITUTE	99	28	27	96.4	0	23	23	100.0	0	22	22	100.0
	700232653	8232653	AMITY INTERNATIONAL SCHOOL	99	13	13	100.0	0	18	18	100.0	0	18	18	100.0
	700231555	8231555	BOKGONI TECHNICAL SECONDARY SCHOOL	4	143	86	60.1	24	207	72	34.8	63	184	59	32.1
	700221474	8221474	BONA LESEDI SEC SCHOOL	1	199	141	70.9	93	204	116	56.9	79	130	114	87.7
	700400171	8400171	BOPHELONG COMMUNITY INDEPENDENT SCHO	99	4	2	50.0	0	16	12	75.0	1	25	13	52.0
	700400092	8400092	CARPE DIEM ACADEMY	99	41	33	80.5	1	35	28	80.0	0	42	33	78.6
	700231571	8231571	CENTRAL ISLAMIC SCHOOL	99	35	35	100.0	0	19	19	100.0	0	31	31	100.0
	700220095	8220095	CHRISTIAN BROTHERS COLLEGE MOUNT EDMUND	99	65	63	96.9	0	67	67	100.0	0	64	64	100.0
	700220582	8220582	CORNERSTONE COLLEGE SEC SCHOOL	99	131	131	100.0	0	143	143	100.0	0	144	144	100.0
	700212233	8212233	CRESTA COLLEGE	99	5	5	100.0	0	8	7	87.5	0	12	11	91.7
	700232371	8232371	DANSA INTERNATIONAL COLLEGE	99	104	99	95.2	0	98	95	96.9	5	93	89	95.7
	700231605	8231605	DAVID HELLEN PETA SECONDARY SCHOOL	4	82	74	90.2	0	97	81	83.5	11	75	56	74.7
	700231613	8231613	DR WF NKOMO SECONDARY SCHOOL	4	124	88	71.0	72	157	78	49.7	23	85	50	58.8
	700400285	8400285	DUO EDU SENIOR OHAFHANKLIKE SKOOL	99	21	21	100.0	0	21	21	100.0	0	22	22	100.0
	700231621	8231621	ED-U-COLLEGE SECONDARY SCHOOL	99	88	77	87.5	15	103	85	82.5	8	53	50	94.3
	700231639	8231639	EDWARD PHATUDI SECONDARY SCHOOL	3	122	115	94.3	1	172	138	80.2	9	166	125	75.3

District Name	EMIS No	Centre No	Centre Name	Quintile	2014			2015			2016				
					Wrote	Achieved	% Achieved	No Progressed	Wrote	Achieved	% Achieved	No Progressed	Wrote	Achieved	% Achieved
TSHWANE SOUTH	700220020	8220020	EERSTERUST SECONDARY SCHOOL	4	57	52	91.2	12	85	74	87.1	9	74	61	82.4
	700232679	8232679	ELMAR COLLEGE	99	66	65	98.5	0	59	58	98.3	1	61	61	100.0
	700400576	8400576	EMPRO ACADEMY	99	4	3	75.0	0	10	10	100.0	0	4	4	100.0
	700231670	8231670	FLAVIUS MAREKA SECONDARY SCHOOL	1	136	101	74.3	0	150	111	74.0	62	130	76	58.5
	700400008	8400008	FOUNDERS COMMUNITY SCHOOL	99	21	20	95.2	1	35	22	62.9	0	25	22	88.0
	700220657	8220657	GATANG SECONDARY SCHOOL	4	231	176	76.2	84	215	135	62.8	79	164	100	61.0
	700231712	8231712	GREENWOOD COLLEGE	99	36	30	83.3	0	33	30	90.9	0	30	29	96.7
	700230037	8230037	HIMALAYA SECONDARY SCHOOL	3	183	117	63.9	30	145	111	76.6	19	101	82	81.2
	700210229	8210229	HOERSKOOL CENTURION	5	218	216	99.1	0	234	234	100.0	0	183	182	99.5
	700210153	8210153	HOERSKOOL DIE WILGERS	5	119	115	96.6	0	109	109	100.0	0	91	87	95.6
	700210161	8210161	HOERSKOOL ELDORAIGNE	5	303	303	100.0	0	331	331	100.0	0	288	286	99.3
	700220160	8220160	HOERSKOOL F H ODENDAAL	4	152	140	92.1	0	193	180	93.3	1	211	201	95.3
	700210187	8210187	HOERSKOOL GARSFONTEIN	5	367	367	100.0	0	350	350	100.0	1	350	350	100.0
	700210195	8210195	HOERSKOOL MENLOPARK	5	286	286	100.0	0	271	270	99.6	0	299	299	100.0
	700220186	8220186	HOERSKOOL SILVERTON	5	101	92	91.1	0	107	104	97.2	1	142	140	98.6
	700210211	8210211	HOERSKOOL UITSIG	5	185	179	96.8	0	164	160	97.6	2	200	193	96.5
	700210237	8210237	HOERSKOOL VOORTREKKERHOOGTE	5	171	167	97.7	0	215	202	94.0	8	176	164	93.2
	700210245	8210245	HOERSKOOL WATERKLOOF	5	297	297	100.0	0	341	341	100.0	0	325	325	100.0
	700210252	8210252	HOERSKOOL ZWARTKOP	5	292	291	99.7	0	288	288	100.0	0	299	299	100.0
	700231746	8231746	HOFMEYR SECONDARY SCHOOL	4	125	93	74.4	0	181	110	60.8	22	126	69	54.8
	700231761	8231761	HOLY TRINITY SECONDARY CATHOLIC SCHOOL	99	36	34	94.4	0	44	36	81.8	0	40	40	100.0
	700231332	8231332	HOSPITAALSKOOL PRETORIA HOSPITAL SCHOOL	99	45	37	82.2	2	22	20	90.9	4	30	25	83.3
	700220699	8220699	J KEKANA SECONDARY SCHOOL	3	105	69	65.7	0	121	98	81.0	0	105	86	81.9
	700220707	8220707	JAFTA MAHLANGU SECONDARY SCHOOL	3	144	87	60.4	4	150	109	72.7	38	178	78	43.8
	700400580	8400580	JINTEK VARSITY COLLEGE	99								14	22	12	54.5
	700220715	8220715	KHUTHALANI SECONDARY SCHOOL	1	46	36	78.3	0	57	55	96.5	6	96	89	92.7
	700230078	8230078	LAUDIUM SECONDARY SCHOOL	4	125	115	92.0	11	175	149	85.1	8	150	126	84.0

District Name	EMIS No	Centre No	Centre Name	Quintile	2014			2015			2016				
					Wrote	Achieved	% Achieved	No Progressed	Wrote	Achieved	% Achieved	No Progressed	Wrote	Achieved	% Achieved
TSHWANE SOUTH	700220749	8220749	LEHLABILE SECONDARY SCHOOL	4	132	101	76.5	0	173	110	63.6	54	179	136	76.0
	700220756	8220756	LOMPEC SECONDARY SCHOOL	99	28	22	78.6	0	19	19	100.0	0	21	20	95.2
	700231043	8231043	LORETO CONVENT SCHOOL	99	70	70	100.0	0	76	76	100.0	0	52	52	100.0
	700210906	8210906	LYTTELTON MANOR HIGH SCHOOL	5	236	227	96.2	0	236	231	97.9	0	220	207	94.1
	700220772	8220772	MAMELODI SECONDARY SCHOOL	3	191	172	90.1	0	225	167	74.2	41	230	171	74.3
	700231977	8231977	MERIDIAN PRETORIA	99	30	18	60.0	6	34	28	82.4	0	25	24	96.0
	700220855	8220855	MODIRI TECHNICAL SCHOOL	3	45	24	53.3	9	44	15	34.1	7	63	25	39.7
	700400088	8400088	NELLMAPIUS SECONDARY SCHOOL	2	147	96	65.3	5	99	65	65.7	0	114	85	74.6
	700210948	8210948	NUWE HOOPSKOOL	2	22	21	95.5	0	18	18	100.0	0	16	16	100.0
	700400458	8400458	OLIEVENHOUTBOSCH SECONDARY SCHOOL	1	84	76	90.5	1	102	102	100.0	12	122	94	77.0
	700220962	8220962	PHATENG SECONDARY SCHOOL	4	192	115	59.9	0	200	140	70.0	32	178	106	59.6
	700232124	8232124	PHELINDABA SECONDARY SCHOOL	3	114	96	84.2	13	126	80	63.5	34	142	112	78.9
	700231316	8231316	PRETORIA BOYS HIGH SCHOOL	5	292	286	97.9	0	283	283	100.0	0	295	295	100.0
	700400331	8400331	PRETORIA CENTRAL HIGH	5	63	45	71.4	0	152	109	71.7	13	151	102	67.5
	700231324	8231324	PRETORIA HIGH SCHOOL FOR GIRLS	5	274	274	100.0	1	282	281	99.6	0	260	260	100.0
	700400318	8400318	PRETORIA INSTITUTE OF LEARNING	99	52	30	57.7	0	38	34	89.5	2	27	27	100.0
	700232725	8232725	PRETORIA MUSLIM TRUST SUNNI SCHOOL	99	40	40	100.0	0	38	37	97.4	0	25	24	96.0
	700400087	8400087	PRETORIA SECONDARY SCHOOL	5	84	62	73.8	0	107	83	77.6	7	126	92	73.0
	700231340	8231340	PRETORIA TECHNICAL HIGH SCHOOL	5	125	114	91.2	4	112	102	91.1	12	126	105	83.3
	700400005	8400005	PRINCEFIELD TRUST SCHOOL	99	18	10	55.6	0	17	12	70.6	1	15	12	80.0
	700232199	8232199	PRINCESS PARK SEC AND COLLEGE	99	47	44	93.6	0	55	55	100.0	0	45	45	100.0
	700210203	8210203	PRO ARTE ALPHEN PARK	5	127	122	96.1	1	126	125	99.2	1	117	116	99.1
	700220079	8220079	PROSPERITUS SECONDARY SCHOOL	4	153	142	92.8	2	129	122	94.6	41	136	133	97.8
	700400340	8400340	QUEENS PRIVATE SCHOOL	99	24	24	100.0	0	23	23	100.0	0	22	20	90.9
	700400258	8400258	RASLOUW ACADEMY	99								0	3	3	100.0
	700400330	8400330	REPFAFOGILE SECONDARY SCHOOL	4	98	63	64.3	88	87	66	75.9	44	144	79	54.9
700221044	8221044	RIBANE-LAKA SECONDARY SCHOOL	4	165	163	98.8	1	175	175	100.0	2	185	184	99.5	



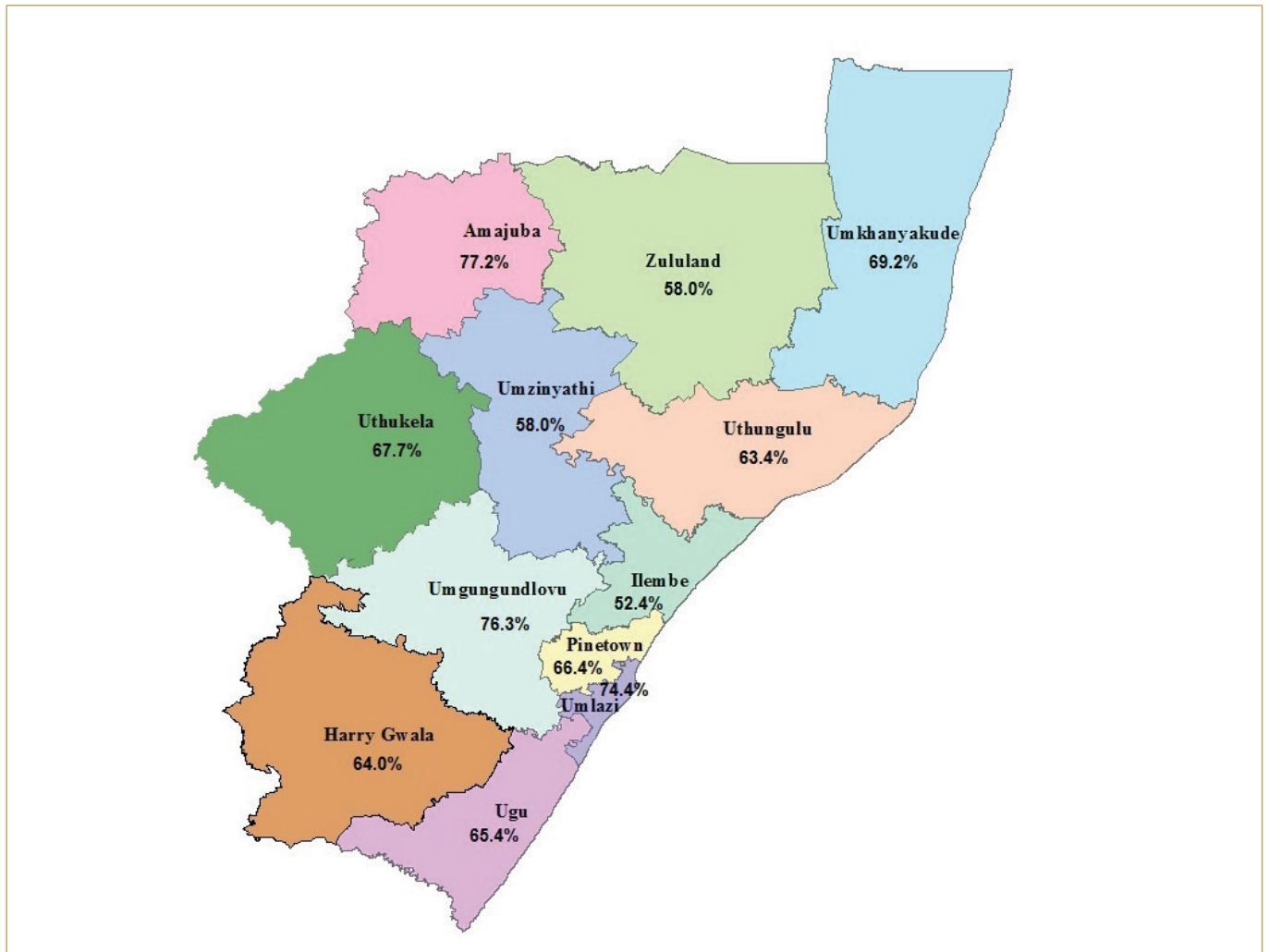
District Name	EMIS No	Centre No	Centre Name	Quintile	2014			2015			2016				
					Wrote	Achieved	% Achieved	No Progressed	Wrote	Achieved	% Achieved	No Progressed	Wrote	Achieved	% Achieved
TSHWANE SOUTH	700400446	8400446	RIVERNORTH COMMERCIAL SCHOOL	99								11	21	7	33.3
	700400081	8400081	ROSINA SEDIBANE MODIBA SPORT SCHOOL	99	41	38	92.7	0	42	40	95.2	12	47	45	95.7
	700400444	8400444	ROSTEC TECHNICAL COLLEGE - PRETORIA	99								10	12	9	75.0
	700232223	8232223	SAULRIDGE SECONDARY SCHOOL	1	115	76	66.1	0	90	76	84.4	18	82	70	85.4
	700400495	8400495	SEDCO COLLEGE	99								8	5	3	60.0
	700232249	8232249	SESHEGONG SECONDARY SCHOOL	4	73	64	87.7	0	86	84	97.7	7	92	83	90.2
	700913607	8913607	SIKHULULEKILE SECONDARY SCHOOL	4	156	142	91.0	0	160	150	93.8	0	195	185	94.9
	700220681	8220681	SOLOMON MAHLANGU FREEDOM SCHOOL	4	153	115	75.2	58	165	128	77.6	17	221	149	67.4
	700220517	8220517	SONITUS SKOOL	1	8	8	100.0	1	12	9	75.0	0	8	8	100.0
	700221028	8221028	STANZA BOPAPE SECONDARY SCHOOL	4	85	80	94.1	0	127	115	90.6	27	137	126	92.0
	700400075	8400075	STEVE TSHWETE SECONDARY SCHOOL	3	121	74	61.2	13	149	121	81.2	3	139	112	80.6
	700400366	8400366	SUMMAT INSTITUTE TSHWANE CAMPUS	99	17	16	94.1	0	11	11	100.0	2	12	12	100.0
	700211144	8211144	SUTHERLAND HIGH SCHOOL	5	262	262	100.0	0	252	251	99.6	0	256	255	99.6
	700211151	8211151	THE GLEN HIGH SCHOOL	5	174	167	96.0	0	200	196	98.0	0	176	174	98.9
	700212241	8212241	THE WAY CHRISTIAN SCHOOL	99	15	15	100.0	0	9	9	100.0	0	13	13	100.0
	700400529	8400529	THUTO BOHLALE SECONDARY SCHOOL	1				0	29	26	89.7	37	36	32	88.9
	700400101	8400101	TOMORROW'S PEOPLE COLLEGE	99								0	8	7	87.5
	700231456	8231456	TRANSORANJE-SKOOL VIR DOWES	99	3	3	100.0	0	1	0	0.0	0	5	5	100.0
	700221333	8221333	TRANSVALIASKOOL	99	15	15	100.0	0	36	33	91.7	0	28	24	85.7
	700221143	8221143	TSAKO THABO SECONDARY SCHOOL	4	144	60	41.7	0	75	36	48.0	78	95	64	67.4
	700400386	8400386	TSHWANE COLLEGE	99	38	22	57.9	0	22	14	63.6	0	34	31	91.2
	700232157	8232157	TSHWANE MUSLIM SCHOOL	99	49	49	100.0	0	52	52	100.0	0	50	49	98.0
	700400276	8400276	TSHWANE SECONDARY SCHOOL	5	56	40	71.4	2	41	29	70.7	2	43	27	62.8
	700400140	8400140	TUKSSPORT HIGH SCHOOL	99	31	31	100.0	0	44	44	100.0	0	48	48	100.0
	700221184	8221184	VLAKFONTEIN SECONDARY SCHOOL	3	107	48	44.9	0	89	64	71.9	8	84	67	79.8
	700221192	8221192	VUKANI MAWETHU SECONDARY SCHOOL	3	103	94	91.3	0	135	104	77.0	65	162	139	85.8
700400337	8400337	WATERSRAND SECONDARY SCHOOL	99								5	19	8	42.1	

District Name	EMIS No	Centre No	Centre Name	Quintile	2014			2015			2016				
					Wrote	Achieved	% Achieved	No Progressed	Wrote	Achieved	% Achieved	No Progressed	Wrote	Achieved	% Achieved
	700211235	8211235	WILLOWRIDGE HIGH SCHOOL	5	201	199	99.0	0	208	208	100.0	3	215	214	99.5
TSHWANE WEST	700910007	8910007	ABEL MOTSHOANE SEC SCHOOL	4	126	101	80.2	2	161	131	81.4	0	120	106	88.3
	700400380	8400380	AMANDASIG SECONDARY SCHOOL	4	98	94	95.9	0	145	136	93.8	0	143	114	79.7
	700400102	8400102	BEREA PARK INDEPENDENT HIGH SCHOOL	99	122	52	42.6	0	103	87	84.5	0	84	64	76.2
	700240598	8240598	CENTRAL SECONDARY SCHOOL	3	82	61	74.4	17	141	87	61.7	17	144	105	72.9
	700241795	8241795	CHARLTON VOS COLLEGE OF EDUCATION	99	24	24	100.0	0	37	37	100.0	0	53	53	100.0
	700232645	8232645	CHRISTIAN PROGRESSIVE SCHOOL	99	108	101	93.5	0	105	101	96.2	0	117	112	95.7
	700910253	8910253	D A MOKOMA SEC SCHOOL	3	35	26	74.3	1	60	40	66.7	0	36	21	58.3
	700400263	8400263	DASPOORT SECONDARY SCHOOL	5	69	66	95.7	1	59	58	98.3	0	63	60	95.2
	700910326	8910326	DR AT MOREOSELE SEC SCHOOL	4	85	79	92.9	5	142	120	84.5	0	123	99	80.5
	700914251	8914251	DR SAM MOTSUENYANE	1	120	96	80.0	2	172	147	85.5	3	246	156	63.4
	700400497	8400497	DSDC HIGH SCHOOL	99								0	37	18	48.6
	700240689	8240689	FILADELFA	99	44	27	61.4	0	40	37	92.5	0	61	36	59.0
	700914249	8914249	FR SMANGALISO MKHATSHWA SEC SCHOOL	4	83	56	67.5	25	120	87	72.5	0	95	66	69.5
	700400531	8400531	FREEDOM PARK SECONDARY SCHOOL	1								0	69	64	92.8
	700400208	8400208	FUSION SEC SCHOOL	4	114	82	71.9	20	143	117	81.8	0	123	93	75.6
	700400345	8400345	HAYWOOD COLLEGE	99	52	24	46.2	1	46	31	67.4	0	37	31	83.8
	700230300	8230300	HILLVIEW HIGH SCHOOL	5	159	151	95.0	8	135	128	94.8	0	138	133	96.4
	700910479	8910479	HL SETLALENTOA SEC SCHOOL	4	110	86	78.2	37	114	93	81.6	11	110	97	88.2
	700240747	8240747	HLOMPHANANG SECONDARY SCHOOL	3	198	135	68.2	0	232	168	72.4	0	283	193	68.2
	700230318	8230318	HOER TEGNIESE SKOOL PRETORIA-TUINE	5	82	76	92.7	3	73	71	97.3	0	78	78	100.0
	700240044	8240044	HOERSKOOL AKASIA	5	218	217	99.5	3	160	160	100.0	0	164	163	99.4
	700230326	8230326	HOERSKOOL ELANDSPOORT	5	153	145	94.8	0	203	201	99.0	0	148	145	98.0
	700240051	8240051	HOERSKOOL GERRIT MARITZ	5	198	183	92.4	0	192	172	89.6	0	173	162	93.6
	700230342	8230342	HOERSKOOL HERCULES	5	75	68	90.7	8	47	44	93.6	0	83	75	90.4
	700230359	8230359	HOERSKOOL LANGENHOVEN	5	224	216	96.4	3	235	218	92.8	1	196	187	95.4
	700240085	8240085	HOERSKOOL PRETORIA-NOORD	5	169	165	97.6	0	189	188	99.5	0	147	147	100.0

District Name	EMIS No	Centre No	Centre Name	Quintile	2014			2015			2016				
					Wrote	Achieved	% Achieved	No Progressed	Wrote	Achieved	% Achieved	No Progressed	Wrote	Achieved	% Achieved
TSHWANE WEST	700230367	8230367	HOERSKOOL PRETORIA-WES	5	146	138	94.5	7	149	133	89.3	0	119	108	90.8
	700230375	8230375	HOERSKOOL TUINE	5	235	223	94.9	0	202	196	97.0	0	233	218	93.6
	700910512	8910512	HOLY TRINITY SEC SCHOOL	1	103	98	95.1	0	109	106	97.2	0	163	149	91.4
	700910553	8910553	IR LESOLANG SEC SCHOOL	1	123	119	96.7	0	195	185	94.9	5	237	214	90.3
	700240762	8240762	KGADIME MATSEPE SECONDARY	2	162	136	84.0	31	207	174	84.1	3	230	192	83.5
	700400666	8400666	LEAP SCIENCE AND MATHS SCH D15	99				0	18	14	77.8	0	19	19	100.0
	700910895	8910895	LETLOTLO SECONDARY SCHOOL	3	83	67	80.7	7	96	69	71.9	0	104	68	65.4
	700910794	8910794	LG HOLELE SEC SCHOOL	1	60	60	100.0	0	113	107	94.7	0	99	95	96.0
	700232348	8232348	LOTUS GARDENS SECONDARY SCHOOL	4	108	95	88.0	17	145	118	81.4	0	164	126	76.8
	700910961	8910961	MABOPANE SEC SCHOOL	3	149	118	79.2	9	120	93	77.5	0	118	83	70.3
	700911084	8911084	MAPENANE SECONDARY SCHOOL	1	41	28	68.3	2	59	54	91.5	0	72	65	90.3
	700910953	8910953	MH BALOYI SEC SCHOOL	1	121	78	64.5	0	100	84	84.0	0	107	60	56.1
	700911263	8911263	MODIRI SEC SCHOOL	4	184	174	94.6	18	231	190	82.3	0	188	138	73.4
	700911498	8911498	NGAKA MASEKO SEC SCHOOL	4	198	172	86.9	47	209	142	67.9	0	176	137	77.8
	700911481	8911481	NICK MPSHE SEC SCHOOL	1	70	61	87.1	71	125	64	51.2	1	92	67	72.8
	700911556	8911556	NM TSUENE SECONDARY SCHOOL	4	56	55	98.2	0	77	70	90.9	0	71	68	95.8
	700400271	8400271	NORTWOOD INDEPENDENT HIGH SCHOOL	99	94	82	87.2	0	94	85	90.4	0	73	54	74.0
	700911609	8911609	PELOTONA SECONDARY SCHOOL	3	139	127	91.4	18	179	141	78.8	2	137	121	88.3
	700400126	8400126	PRINCESS PARK INDE SCHOOL	99	65	53	81.5	0	58	47	81.0	0	67	64	95.5
	700232454	8232454	PRINSHOFSKOOL	99	11	11	100.0	0	19	19	100.0	0	17	17	100.0
	700911749	8911749	RANTAILANE SEC SCHOOL	4	180	142	78.9	61	176	121	68.8	0	127	117	92.1
	700241174	8241174	REITUMETSE SECONDARY SCHOOL	4	313	276	88.2	18	280	214	76.4	29	303	231	76.2
	700241232	8241232	RUABOHLALE JUNIOR SECONDARY SCHOOL	2	109	90	82.6	0	202	153	75.7	1	203	118	58.1
	700913618	8913618	SEAGENG SECONDARY SCHOOL	1	78	75	96.2	0	102	83	81.4	0	116	84	72.4
	700911984	8911984	SETUMO-KHIBA SEC SCHOOL	4	143	84	58.7	81	146	78	53.4	0	80	61	76.3
	700400381	8400381	SOSHANGUVE EAST SECONDARY SCHOOL	5	36	26	72.2	10	122	61	50.0	6	166	76	45.8
	700400239	8400239	SOSHANGUVE SOUTH SEC	3	40	30	75.0	5	174	94	54.0	0	187	115	61.5

District Name	EMIS No	Centre No	Centre Name	Quintile	2014			2015			2016				
					Wrote	Achieved	% Achieved	No Progressed	Wrote	Achieved	% Achieved	No Progressed	Wrote	Achieved	% Achieved
TSHWANE WEST	700241315	8241315	SOSHANGUVE TECHNICAL CENTRE	3	164	48	29.3	0	56	39	69.6	24	163	58	35.6
	700912064	8912064	TEBOGWANA SEC SCHOOL	2	103	96	93.2	14	146	140	95.9	0	185	177	95.7
	700241406	8241406	TIYELELANI SECONDARY SCHOOL	4	72	68	94.4	33	175	131	74.9	0	128	113	88.3
	700912270	8912270	TSWAING SEC SCHOOL	1	78	71	91.0	13	124	116	93.5	37	183	157	85.8
	700241547	8241547	WALLMANSTHAL SECONDARY	4	205	153	74.6	0	279	216	77.4	1	166	142	85.5
	700912338	8912338	WINTERVELDT HIGH SCHOOL	1	65	60	92.3	8	105	92	87.6	0	94	87	92.6

## KwaZulu-Natal



District Name	EMIS No	Centre No	Centre Name	Quintile	2014			2015			2016				
					Wrote	Achieved	% Achieved	No Progressed	Wrote	Achieved	% Achieved	No Progressed	Wrote	Achieved	% Achieved
AMAJUBA	500101343	5213201	AMADADA H	4	71	32	45.1	0	92	28	30.4	28	24	19	79.2
	500101602	5213202	AMAJUBA H	5	43	41	95.3	0	53	51	96.2	1	54	50	92.6
	500103045	5213203	AMAZULU H	4	118	89	75.4	0	166	119	71.7	30	163	94	57.7
	500107744	5213205	BETHAMOYA H	4	170	91	53.5	63	200	121	60.5	43	146	130	89.0
	500113368	5213206	BUHLEBOMZINYATHI S	3	120	89	74.2	0	219	126	57.5	55	137	94	68.6
	500114182	5213101	CACAMEZELA S	3	186	129	69.4	14	199	164	82.4	8	80	73	91.3
	500324971	5213207	CHARLESTOWN H	2	54	27	50.0	0	82	38	46.3	2	100	52	52.0
	500119880	5213103	DANNHAUSER S	4	68	66	97.1	7	67	56	83.6	5	55	55	100.0
	500120620	5213208	DEDANGIFUNDE H	3	209	130	62.2	24	343	194	56.6	13	134	129	96.3
	500122396	5213104	DNC COMBINED	4	32	28	87.5	0	62	49	79.0	16	45	44	97.8
	500123617	5213209	DUCK PONDS H	4	114	77	67.5	20	167	70	41.9	19	121	86	71.1
	500130980	5213210	EMALAHLENI COMBINED	4	81	43	53.1	0	77	35	45.5	20	39	34	87.2
	500132534	5213105	EMFUNDWENI H	3	129	93	72.1	0	176	88	50.0	36	101	86	85.1
	500139194	5213106	ENZIMANE COMBINED	2	43	6	14.0	17	16	4	25.0	18	22	16	72.7
	500144707	5213211	FERRUM H	5	155	151	97.4	0	168	165	98.2	1	205	204	99.5
	500156103	5213212	HLALANATHI H	4	147	100	68.0	9	170	130	76.5	65	184	116	63.0
	500158434	5213213	HOPE H	5	110	106	96.4	0	85	83	97.6	1	88	87	98.9
	500161949	5213214	IKHWEZI H	4	97	73	75.3	9	119	91	76.5	17	80	70	87.5
	500161061	5213108	IMPALA H	3	63	39	61.9	0	125	87	69.6	32	111	99	89.2
	500162726	5213109	INDONSA S	4	134	115	85.8	1	171	152	88.9	37	90	90	100.0
	500163059	5213110	INGABADE H	2	59	11	18.6	1	51	22	43.1	8	20	17	85.0
	500166981	5213111	INZULULWAZI S	2	33	10	30.3	0	37	7	18.9	9	21	7	33.3
	500447515	5213241	ISABELOSETHU H	2	29	5	17.2	1	36	4	11.1	1	14	0	0.0
	500168091	5213215	ISIKHALISEZWE H	3	219	162	74.0	47	301	150	49.8	151	85	75	88.2
	500327781	5213112	ISIPHOSEMVELO H	2	93	47	50.5	71	153	67	43.8	20	49	39	79.6
	500169090	5213242	ISLAMIC COLLEGE NEWCASTLE	99	5	5	100.0	8	9	9	100.0	0	6	6	100.0
	500440004	5213240	IZAZI S	3	64	45	70.3	0	73	39	53.4	38	57	48	84.2
	500447552	5213239	KADWA S	2	50	31	62.0	0	66	47	71.2	13	53	51	96.2
	500340104	5213113	KHETHUKUTHULA S	4								0	15	13	86.7
	500185925	5213116	LENGOLA S	2	60	37	61.7	0	46	17	37.0	6	49	28	57.1
	500186591	5213216	LINCOLN HEIGHTS S	5	204	159	77.9	0	183	159	86.9	1	156	148	94.9
	500195027	5213117	MALAMBULE S	2	68	46	67.6	2	84	69	82.1	10	67	59	88.1
	500195878	5213118	MANA H	2	200	108	54.0	110	258	94	36.4	37	154	80	51.9
	500206645	5213217	MDUMISENI H	4	102	44	43.1	43	123	46	37.4	17	96	54	56.3
	500214082	5213119	MNYAMANDE S	3	116	71	61.2	0	156	88	56.4	2	157	112	71.3
	500221112	5213120	MUZOKHANYAYO S	3	104	80	76.9	107	110	93	84.5	24	116	104	89.7
	500221926	5213218	MZAMO H	3	180	85	47.2	0	183	77	42.1	65	80	66	82.5
	500222407	5213121	MZIWETHU H	3	117	41	35.0	68	143	43	30.1	40	71	46	64.8
	500223406	5213219	NCANDU COMBINED	1	34	16	47.1	0	48	14	29.2	14	17	9	52.9



District Name	EMIS No	Centre No	Centre Name	Quintile	2014			2015			2016				
					Wrote	Achieved	% Achieved	No Progressed	Wrote	Achieved	% Achieved	No Progressed	Wrote	Achieved	% Achieved
AMAJUBA	500226107	5213122	NDWAKAZANA COMBINED	3				4	19	12	63.2	0	35	23	65.7
	500226847	5213220	NEWCASTLE H	5	227	214	94.3	9	180	176	97.8	2	183	178	97.3
	500227513	5213243	NGCAKA COMBINED	2	8	8	100.0	0	13	5	38.5	1	11	11	100.0
	500230473	5213221	NHLOSOKUHLE S	3	162	64	39.5	102	203	70	34.5	24	106	91	85.8
	500244903	5213124	OSIZWENI H	4	159	91	57.2	107	227	72	31.7	35	99	58	58.6
	500246124	5213222	PANORAMA COMBINED	5	122	85	69.7	0	115	99	86.1	19	125	89	71.2
	500247900	5213125	PHATHAKAHLE H	2	62	54	87.1	0	49	36	73.5	48	41	41	100.0
	500248307	5213223	PHENDUKANI H	4	241	175	72.6	13	291	234	80.4	43	226	215	95.1
	500337736	5213224	PHUZUKUBONA PUBLIC S	3	28	6	21.4	1	44	15	34.1	2	26	12	46.2
	500257076	5213225	SABELA SS	4	166	145	87.3	0	263	159	60.5	124	225	175	77.8
	500260147	5213227	SEKUSILE SS	4	180	104	57.8	35	202	88	43.6	24	173	99	57.2
	500260628	5213126	SESIYABONGA H	3	190	104	54.7	8	264	139	52.7	4	152	95	62.5
	500253117	5213127	SINQOBILE COMBINED	1	21	6	28.6	13	23	8	34.8	0	7	6	85.7
	500267917	5213128	SIPHUTHANDO PUBLIC COMBINED	3	73	29	39.7	61	55	19	34.5	26	37	12	32.4
	500269841	5213228	SIYALUNGELWA S	2	54	24	44.4	0	49	35	71.4	14	52	28	53.8
	500269915	5213229	SIYAMUKELA H	4	145	115	79.3	0	203	153	75.4	12	168	134	79.8
	500271136	5213230	SIZANANI SS	3	73	41	56.2	0	138	44	31.9	11	61	40	65.6
	500271395	5213129	SIZIMELE H	2	92	43	46.7	0	82	43	52.4	0	45	37	82.2
	500105598	5213231	ST LEWIS BERTRANDS S	3	229	159	69.4	41	254	164	64.6	11	233	219	94.0
	500276538	5213232	ST OSWALDS S	5	150	127	84.7	0	138	122	88.4	24	159	123	77.4
	500280793	5213130	THATHUNYAWO S	2	179	81	45.3	28	223	72	32.3	66	94	63	67.0
	500281383	5213131	THEMBALENTSHA H	4	195	94	48.2	17	206	100	48.5	64	243	104	42.8
	500283346	5213132	THUBELIHLE H	3	194	115	59.3	0	282	69	24.5	10	86	62	72.1
500401413	5213233	UMZILIKAZI S	2	64	48	75.0	0	50	32	64.0	13	39	38	97.4	
500290561	5213234	UTRECHT H	4	22	21	95.5	0	22	21	95.5	1	19	18	94.7	
500297813	5213133	XOLANI H	3	141	89	63.1	0	169	55	32.5	69	87	59	67.8	
500318126	5213235	ZAMA S	2	128	128	100.0	0	228	222	97.4	19	219	217	99.1	
500299626	5213134	ZIBAMBELENI S	3	63	39	61.9	0	79	19	24.1	52	64	35	54.7	
500300588	5213236	ZIPHAKAMISENI H	4	213	153	71.8	1	329	236	71.7	11	350	247	70.6	
HARRY GWALA	500493654	5313331	AMAKHUZE HIGH SCHOOL	3								0	43	33	76.7
	500102934	5313101	AMAZABEKO H	2	82	74	90.2	0	125	61	48.8	22	190	73	38.4
	500106227	5313301	BATLOKOA S	3	13	12	92.3	0	27	10	37.0	0	19	10	52.6
	500113923	5313102	BUTHATHUBUNYE H	2	54	36	66.7	12	93	58	62.4	6	102	46	45.1
	500114478	5313201	CARL MALCOMESS H	3	244	203	83.2	2	343	298	86.9	0	287	184	64.1
	500115662	5313302	CENTOCOW H	2	114	65	57.0	2	104	90	86.5	1	113	64	56.6
	200501353	5313401	CLYDESDALE SS	2	339	222	65.5	2	250	186	74.4	11	323	214	66.3
	500424316	5313423	DIEPKLOOF COMBINED	2	49	27	55.1	0	74	35	47.3	0	42	34	81.0
	500121397	5313303	DINGEKA H	3	143	119	83.2	0	104	89	85.6	0	183	118	64.5
	500322899	5313125	DINGIZWE JS	1	54	28	51.9	0	50	13	26.0	5	45	21	46.7

District Name	EMIS No	Centre No	Centre Name	Quintile	2014			2015			2016				
					Wrote	Achieved	% Achieved	No Progressed	Wrote	Achieved	% Achieved	No Progressed	Wrote	Achieved	% Achieved
HARRY GWALA	500308136	5313304	DLANGANI H	2	47	46	97.9	0	44	38	86.4	3	60	57	95.0
	200500106	5313402	DRC SS	3	141	92	65.2	125	161	101	62.7	12	154	109	70.8
	500424464	5313422	DULATI COMBINED	2	90	41	45.6	0	62	32	51.6	0	74	45	60.8
	500124024	5313305	DUMABEZWE H	3	57	37	64.9	0	75	50	66.7	0	70	48	68.6
	200501435	5313403	DUMAKUDE SS	1	12	5	41.7	0	22	15	68.2	5	13	5	38.5
	200500180	5313404	EMAUS SS	2	76	51	67.1	0	52	30	57.7	11	54	39	72.2
	500442557	5313421	EMTSHIBENI S	3	97	35	36.1	0	47	28	59.6	7	46	25	54.3
	200500204	5313405	ENGWAQA SS	2	92	53	57.6	0	121	61	50.4	0	73	46	63.0
	500137048	5313306	ENHLANHLENI COMBINED	3	31	18	58.1	0	28	21	75.0	0	33	25	75.8
	200500207	5313406	ENTSIKENI SS	1	70	66	94.3	0	69	64	92.8	1	89	89	100.0
	500144263	5313307	FAITH-WAY CHRISTIAN	99	17	17	100.0	0	11	11	100.0	0	16	13	81.3
	500319532	5313202	FRANKLIN S	3	92	53	57.6	0	160	56	35.0	26	148	57	38.5
	500322085	5313330	GINYANE H	2	66	51	77.3	0	66	38	57.6	0	94	43	45.7
	200501469	5313407	GINYIQHINGA COMPREHENSIVE H	2	130	56	43.1	60	82	46	56.1	0	74	73	98.6
	500148999	5313208	GLEN EDWARD SS	3	36	26	72.2	0	70	48	68.6	12	41	31	75.6
	500157250	5313103	HLOKOZI H	1	68	57	83.8	10	73	52	71.2	14	89	59	66.3
	200500136	5313408	IBISI SS	2	259	133	51.4	7	262	132	50.4	0	184	146	79.3
	500161209	5313104	IMPIYAMANDLA JS	2	68	45	66.2	6	76	51	67.1	5	65	45	69.2
	500161357	5313105	IMPUNGA S	2	113	107	94.7	0	122	94	77.0	0	122	105	86.1
	200500322	5313409	INDAWANA SS	1	20	18	90.0	0	34	31	91.2	0	53	42	79.2
	500170163	5313106	IXOPO H	4	115	109	94.8	0	112	108	96.4	0	101	98	97.0
	200501390	5313410	JOZANA SS	2	66	41	62.1	56	116	54	46.6	19	64	52	81.3
	500176897	5313203	KOKSTAD COLLEGE	5	98	88	89.8	0	95	90	94.7	0	103	97	94.2
	500426055	5313424	KROMHOEK COMBINED	1	27	18	66.7	0	31	23	74.2	0	37	20	54.1
	500181966	5313308	KWAMVIMBELA S	2	32	12	37.5	0	26	10	38.5	0	25	4	16.0
	500183779	5313107	KWATHATHANI H	2	46	30	65.2	0	80	29	36.3	12	61	26	42.6
	200500391	5313411	LADAM SS	1	67	41	61.2	0	42	23	54.8	0	35	33	94.3
	500337847	5313309	LESHMAN S	2	90	14	15.6	0	87	16	18.4	3	72	19	26.4
	500187183	5313108	LITTLE FLOWER S	2	144	143	99.3	0	120	118	98.3	0	131	128	97.7
	200500422	5313412	LOURDES H	1	20	8	40.0	0	30	17	56.7	2	27	15	55.6
	500188959	5313109	LUSIBALUKHULU H	1	101	77	76.2	8	99	47	47.5	3	103	77	74.8
	500189033	5313110	LUSWAZI S	1	33	17	51.5	0	59	24	40.7	8	37	28	75.7
	200500492	5313413	MABANDLA SS	1	44	19	43.2	0	55	21	38.2	0	39	23	59.0
	500191475	5313310	MADULINI S	1	22	7	31.8	0	33	3	9.1	1	21	7	33.3
	500193288	5313311	MAHLAHLA S	1	58	22	37.9	0	71	28	39.4	1	19	18	94.7
	500195952	5313312	MANDADLA H	2	31	10	32.3	0	22	14	63.6	6	28	11	39.3
	500196470	5313313	MANDLEZIZWE S	2	59	38	64.4	0	37	28	75.7	3	30	28	93.3
	500199615	5313111	MARIATHAL COMBINED	2	122	98	80.3	0	187	151	80.7	0	115	99	86.1
	500308210	5313112	MASAMENI S	2	47	40	85.1	0	59	42	71.2	19	59	41	69.5
	500308247	5313113	MAVANGANA S	2	14	13	92.9	0	27	15	55.6	9	16	14	87.5

District Name	EMIS No	Centre No	Centre Name	Quintile	2014			2015			2016				
					Wrote	Achieved	% Achieved	No Progressed	Wrote	Achieved	% Achieved	No Progressed	Wrote	Achieved	% Achieved
HARRY GWALA	500206090	5313314	MDINGI H	2	29	18	62.1	0	33	32	97.0	0	79	49	62.0
	500426721	5313425	MFULAMHLE COMBINED	2	56	36	64.3	0	67	54	80.6	0	110	55	50.0
	500215340	5313204	MOUNT CURRIE S	4	158	130	82.3	19	226	146	64.6	0	163	104	63.8
	500337810	5313315	MQULELA JS	2	13	8	61.5	0	12	3	25.0	4	7	6	85.7
	200500779	5313414	MSUDUKENI SS	2	133	78	58.6	0	131	96	73.3	0	168	99	58.9
	200500800	5313415	MTHWANE SS	2	107	14	13.1	0	57	46	80.7	1	50	16	32.0
	500223813	5313114	NCOMANI H	2	106	68	64.2	0	100	81	81.0	27	89	60	67.4
	500224035	5313316	NDABAKAZIBUZWA S	1	36	23	63.9	0	56	32	57.1	12	24	15	62.5
	500224405	5313317	NDABISEKHAYA H	2	22	21	95.5	0	18	6	33.3	2	10	8	80.0
	500224738	5313115	NDELA S	2	40	34	85.0	0	49	44	89.8	0	58	39	67.2
	500228512	5313318	NGONYAMA H	2	11	11	100.0	0	22	22	100.0	3	20	19	95.0
	500493395	5313128	NKOMOSE SECONDARY SCHOOL	2								0	46	6	13.0
	500234247	5313116	NOKWEJA S	2	107	56	52.3	0	155	60	38.7	0	149	27	18.1
	200500931	5313416	NOMPUMELELO SS	1	84	38	45.2	0	84	58	69.0	0	52	39	75.0
	500235727	5313117	NONKWENKWANA S	2	32	19	59.4	4	40	14	35.0	20	21	9	42.9
	500308432	5313118	NTABANE H	2	93	90	96.8	0	100	66	66.0	3	85	31	36.5
	500239057	5313319	NTABENDE S	2	26	21	80.8	0	71	40	56.3	1	71	51	71.8
	500241055	5313320	NTWASAHLOBO S	2	26	5	19.2	0	31	15	48.4	2	15	13	86.7
	500249380	5313328	PHOLELA PUBLIC H	3	104	84	80.8	2	101	80	79.2	1	107	75	70.1
	500254301	5313321	QULASHE COMBINED	1	13	9	69.2	0	18	8	44.4	12	13	8	61.5
	500308284	5313329	RALPH HARDINGHAM S	1	95	28	29.5	0	84	35	41.7	5	78	32	41.0
	200501066	5313417	RIETVLEI SS	3	206	139	67.5	55	168	141	83.9	0	203	160	78.8
	500448588	5313211	SHAYAMOYA AREA S	3	205	150	73.2	10	304	205	67.4	0	359	273	76.0
	500323010	5313119	SINEVUSO S	2	68	28	41.2	0	92	31	33.7	18	92	40	43.5
	200501423	5313418	SINGISI COMP H	2	48	24	50.0	0	42	26	61.9	10	43	18	41.9
	500268065	5313323	SIQHOZA S	1	23	17	73.9	0	22	14	63.6	0	26	15	57.7
	500271469	5313120	SIZISIZWE S	1	69	47	68.1	0	74	34	45.9	3	90	47	52.2
	500271950	5313324	SKOFILL S	1	72	23	31.9	0	58	16	27.6	12	34	18	52.9
	500273874	5313325	SONYONGWANA H	2	55	38	69.1	67	137	58	42.3	0	60	42	70.0
	500281237	5313121	THELAMUVA H	2	29	19	65.5	0	45	23	51.1	9	38	26	68.4
	500281866	5313205	THIBANE COMBINED	1	17	4	23.5	0	14	7	50.0	0	12	1	8.3
	500286676	5313123	UKUTHULA S	2	41	37	90.2	0	70	23	32.9	12	43	23	53.5
500294964	5313127	WEBBSTOWN	2	81	30	37.0	0	55	21	38.2	3	44	15	34.1	
500298479	5313326	ZAKHEZULU H	2	23	1	4.3	0	26	3	11.5	0	22	11	50.0	
200501407	5313419	ZAMOKUHLE SS	1	40	17	42.5	0	48	32	66.7	0	45	30	66.7	
500299367	5313327	ZASHUKE H	1	44	34	77.3	0	35	26	74.3	6	55	23	41.8	
200501346	5313420	ZWELINZIMA SS	2	160	89	55.6	0	135	81	60.0	6	156	83	53.2	
ILEMBE	500101195	5413301	AM MOOLA S	2	40	6	15.0	0	70	15	21.4	14	51	8	15.7
	500102416	5413201	AMAPHUPHESIZWE S	1	80	40	50.0	4	112	55	49.1	11	99	44	44.4
	500102675	5413101	AMATIGULU H	3	6	5	83.3	1	49	14	28.6	7	37	3	8.1

District Name	EMIS No	Centre No	Centre Name	Quintile	2014			2015			2016				
					Wrote	Achieved	% Achieved	No Progressed	Wrote	Achieved	% Achieved	No Progressed	Wrote	Achieved	% Achieved
ILEMBE	500320494	5413102	BANGUNI SS	3	60	48	80.0	0	51	43	84.3	5	65	53	81.5
	500335294	5413302	CHIEF NGONYAMA S	2	73	45	61.6	0	70	25	35.7	0	93	19	20.4
	500120028	5413103	DARNALL S	4	49	38	77.6	40	73	61	83.6	8	84	56	66.7
	500334961	5413345	DUMANE COMMERCIAL H	1	38	7	18.4	10	30	5	16.7	8	26	8	30.8
	500141303	5413202	ESIQHOQHWENI JS	1	27	7	25.9	0	22	1	4.5	4	24	4	16.7
	500143745	5413203	EZITHABENI S	1	72	44	61.1	0	64	61	95.3	9	72	65	90.3
	500147556	5413303	GCINIMFUNDO S	1	56	38	67.9	0	63	29	46.0	9	67	20	29.9
	500147630	5413304	GCINOKUHLE JS	1	13	0	0.0	0	10	0	0.0	0	5	0	0.0
	500323602	5413305	GIJIMANI S	1	34	27	79.4	0	37	25	67.6	1	44	14	31.8
	500149591	5413104	GLENHILLS S	4	122	112	91.8	0	151	127	84.1	9	169	124	73.4
	500152218	5413105	GROUTVILLE H	3	200	163	81.5	6	228	176	77.2	35	268	189	70.5
	500443630	5413347	GUZANA S		19	12	63.2	0	39	24	61.5	2	57	31	54.4
	500156251	5413204	HLANGABEZA H	1	49	14	28.6	2	59	28	47.5	21	64	13	20.3
	500157435	5413306	HLONIPHANI S	2	30	20	66.7	0	59	48	81.4	18	62	32	51.6
	500157472	5413205	HLONONO S	1	74	15	20.3	5	54	8	14.8	25	28	2	7.1
	500158989	5413138	HULETT COMBINED		15	11	73.3	0	17	17	100.0	5	19	15	78.9
	500159951	5413206	IKHUSANA COMBINED	1	47	9	19.1	30	60	7	11.7	2	29	14	48.3
	500320605	5413106	IMBUYISELO S	3	46	32	69.6	5	105	30	28.6	0	116	21	18.1
	500161283	5413107	IMPOQABULUNGU S	3	118	99	83.9	30	191	141	73.8	31	117	105	89.7
	500162837	5413307	INDUKWENTSHA S	1	1	1	100.0	0	18	1	5.6	1	30	5	16.7
	500163318	5413108	INGOBAMAKHOSI S	2	53	28	52.8	0	70	21	30.0	0	58	14	24.1
	500164206	5413207	INHLOKOZI H	1	29	12	41.4	0	24	7	29.2	8	14	14	100.0
	500323935	5413208	INKONJANE S	2	22	0	0.0	0	32	1	3.1	20	19	8	42.1
	500443149	5413139	INKOSI ALBERT LUTHULI S	3	64	40	62.5	1	134	36	26.9	142	200	10	5.0
	500167425	5413209	ISIBANISEZWE S	1	86	58	67.4	3	63	18	28.6	41	66	42	63.6
	500167758	5413308	ISIFISOSETHU SS	1	27	14	51.9	1	56	17	30.4	16	79	10	12.7
	500168387	5413109	ISINYABUSI H	3	221	67	30.3	1	244	39	16.0	0	182	86	47.3
	500171606	5413210	JONASE H	1	22	11	50.0	0	40	14	35.0	12	41	17	41.5
	500173604	5413309	KHANYISA S	2	21	11	52.4	0	30	16	53.3	9	31	16	51.6
	500174233	5413310	KHETHIMFUNDO S	2	43	20	46.5	2	37	22	59.5	2	35	10	28.6
	500177452	5413211	KRANSKOP H	2	134	65	48.5	16	154	55	35.7	14	115	64	55.7
	500443704	5413346	KWANGOZA S	1	15	15	100.0	18	41	19	46.3	5	41	6	14.6
	500183964	5413110	KWAVUSUMUZI H	3	184	152	82.6	1	181	117	64.6	36	172	108	62.8
	500185037	5413140	LAMBOTHI HIGH SCHOOL	3								0	71	31	43.7
	500320568	5413111	LETHITEMBA S	2	15	5	33.3	0	17	2	11.8	0	22	1	4.5
	500186258	5413212	LETHUXOLO S	1	27	11	40.7	0	38	18	47.4	0	13	12	92.3
	500186443	5413311	LIHLITEMBA S	3	182	120	65.9	1	149	94	63.1	67	196	90	45.9
	500188589	5413312	LUKHASA S	2	58	25	43.1	1	30	18	60.0	19	31	18	58.1
	500189884	5413313	MABAYANA S	2	97	25	25.8	0	52	28	53.8	0	45	12	26.7
	500190476	5413213	MACAPHUNA S	1	21	8	38.1	0	19	4	21.1	2	10	6	60.0

District Name	EMIS No	Centre No	Centre Name	Quintile	2014			2015			2016				
					Wrote	Achieved	% Achieved	No Progressed	Wrote	Achieved	% Achieved	No Progressed	Wrote	Achieved	% Achieved
ILEMBE	500319680	5413112	MADLANGA JS	2	36	8	22.2	4	47	12	25.5	15	59	17	28.8
	500192659	5413314	MAGUDWINI JS	1	25	5	20.0	1	28	9	32.1	13	39	2	5.1
	500335257	5413316	MANABA S	2	12	8	66.7	0	6	1	16.7	7	15	15	100.0
	500196063	5413113	MANDINI ACADEMY	5	35	35	100.0	0	37	36	97.3	0	50	49	98.0
	500324009	5413214	MANGCENGEZA JS	1	37	8	21.6	0	47	14	29.8	10	26	22	84.6
	500200503	5413318	MASHIYAMAHLA S	2	68	59	86.8	0	216	160	74.1	1	213	197	92.5
	500201095	5413215	MASIWELA COMBINED	2	18	8	44.4	1	25	6	24.0	10	32	8	25.0
	500201872	5413114	MATHUBESIZWE H	3	224	128	57.1	13	265	116	43.8	36	215	78	36.3
	500204351	5413216	MBHEKAPHANSI H	1	56	26	46.4	0	87	26	29.9	10	90	32	35.6
	500205350	5413115	MBUYISELO H	3	94	25	26.6	2	81	29	35.8	3	87	21	24.1
	500207163	5413217	MEHLOMLUNGU JS	2	25	23	92.0	0	71	43	60.6	11	71	41	57.7
	500207644	5413218	MENYEZWAYO S	1	18	11	61.1	0	31	14	45.2	7	31	10	32.3
	500209087	5413116	MGANDENI H	2	42	38	90.5	0	93	35	37.6	50	101	41	40.6
	500323824	5413219	MQUNGEBE S	2	38	16	42.1	0	40	26	65.0	16	23	23	100.0
	500218411	5413319	MSHIYANE H	1	25	1	4.0	4	40	3	7.5	0	21	2	9.5
	500219077	5413117	MTHENGENI H	3	177	117	66.1	2	135	76	56.3	8	209	87	41.6
	500222222	5413320	MZINGEZWI S	1	16	16	100.0	0	77	10	13.0	0	107	24	22.4
	500323787	5413220	MZOBANZI JS	3	36	26	72.2	0	42	25	59.5	17	40	21	52.5
	500225589	5413118	NDONDAKUSUKA SS	3	43	15	34.9	15	52	13	25.0	6	58	20	34.5
	500326599	5413221	NDUKENDE S	1	46	22	47.8	22	22	17	77.3	3	44	22	50.0
	500227698	5413222	NGCOLOSI S	2	43	16	37.2	26	47	8	17.0	23	55	15	27.3
	500227661	5413321	NGCONGANGCONGA H	1	56	15	26.8	0	61	26	42.6	14	34	21	61.8
	500228845	5413223	NGQOKWANE H	1	38	20	52.6	26	50	18	36.0	12	17	8	47.1
	500228993	5413322	NGUNGWINI S	1	46	31	67.4	0	37	18	48.6	21	67	13	19.4
	500231250	5413323	NJUBANJUBA S	2	60	38	63.3	0	48	33	68.8	0	58	37	63.8
	500233359	5413119	NKWENKWEZI S	3	184	97	52.7	8	214	47	22.0	2	155	49	31.6
	500234839	5413324	NOMBIKA S	3	75	57	76.0	7	118	68	57.6	2	74	52	70.3
	500235653	5413120	NONHLEVU S	3	299	192	64.2	2	305	170	55.7	73	265	145	54.7
	500237244	5413325	NQAKATHELA S	2	66	36	54.5	0	44	32	72.7	1	73	42	57.5
	500239094	5413326	NTABINAMAFUTHA S	2	37	11	29.7	0	20	10	50.0	17	26	8	30.8
	500245347	5413328	OUR LADY OF THE ROSARY S	2	53	46	86.8	0	61	51	83.6	3	65	54	83.1
	500335442	5413225	PHAKATHWAYO JS	2	42	6	14.3	0	34	16	47.1	22	76	27	35.5
	500248492	5413226	PHEZUKOMKHONO H	1	63	38	60.3	11	60	28	46.7	6	47	23	48.9
	500302882	5413329	PHUZULWAZI S	1	16	6	37.5	0	18	5	27.8	3	19	9	47.4
	500252081	5413330	QALAKAHLA H	2	93	67	72.0	0	73	52	71.2	0	107	84	78.5
	500253450	5413331	QINISANI H	2	115	68	59.1	9	100	60	60.0	4	173	90	52.0
	500253931	5413121	QOQULWAZI S	2	51	40	78.4	1	75	48	64.0	8	72	39	54.2
	500254375	5413227	QWABE S	1	81	36	44.4	0	90	16	17.8	0	80	27	33.8
	500100011	5413228	SABUYAZE H	1	88	37	42.0	21	75	48	64.0	21	107	73	68.2
	500257594	5413229	SAKHISIZWE H	2	73	48	65.8	41	86	37	43.0	41	70	35	50.0



District Name	EMIS No	Centre No	Centre Name	Quintile	2014			2015			2016				
					Wrote	Achieved	% Achieved	No Progressed	Wrote	Achieved	% Achieved	No Progressed	Wrote	Achieved	% Achieved
ILEMBE	500261220	5413122	SHAKASKRAAL S	4	101	70	69.3	1	142	68	47.9	63	109	58	53.2
	500261701	5413123	SHEKEMBULA H	3	60	37	61.7	0	90	47	52.2	0	99	60	60.6
	500339919	5413332	SIBONGINHLANHLA S	1	12	4	33.3	1	18	8	44.4	4	17	7	41.2
	500302475	5413230	SIKHONJWA SS	1	43	31	72.1	0	45	10	22.2	3	62	17	27.4
	500265216	5413124	SIKHUTHELE H	2	34	13	38.2	2	64	33	51.6	33	69	26	37.7
	500266178	5413333	SIMUNYE S	2	11	10	90.9	0	61	8	13.1	1	58	6	10.3
	500323639	5413231	SINENHLANHLA S	1	35	27	77.1	2	81	49	60.5	46	60	34	56.7
	500267584	5413125	SIPHIWE S	1	22	9	40.9	0	23	6	26.1	0	36	7	19.4
	500267547	5413232	SIPINHLANHLA H	1	23	12	52.2	9	23	11	47.8	8	8	4	50.0
	500268213	5413334	SISEBENZILE S	3	53	44	83.0	1	61	56	91.8	0	87	82	94.3
	500270174	5413335	SIYAPHUMULA S	2	92	33	35.9	0	63	18	28.6	1	84	23	27.4
	500271062	5413336	SIZAMISENI S	1	20	3	15.0	0	19	3	15.8	6	25	0	0.0
	500273356	5413126	SOMSHOKO S	3	31	1	3.2	3	22	4	18.2	7	52	12	23.1
	500311096	5413344	SONDODA S	2	6	1	16.7	4	10	1	10.0	4	8	0	0.0
	500274059	5413337	SOTOB E H	2	28	24	85.7	3	42	8	19.0	0	37	10	27.0
	500277167	5413127	STANGER H	4	137	123	89.8	6	160	136	85.0	11	147	125	85.0
	500277315	5413129	STANGER MANOR S	5	230	190	82.6	4	232	196	84.5	6	193	154	79.8
	500277204	5413128	STANGER ML SULTAN S	5	200	100	50.0	0	257	100	38.9	10	257	128	49.8
	500277500	5413130	STANGER S	4	186	163	87.6	2	184	145	78.8	19	214	160	74.8
	500277537	5413131	STANGER SOUTH S	4	125	71	56.8	2	66	55	83.3	25	110	93	84.5
	500312391	5413233	THANDAYIPHI JS	1	30	6	20.0	24	28	1	3.6	3	10	1	10.0
	500240389	5413234	THEO HLALANATHI S	1	27	24	88.9	0	23	6	26.1	0	33	13	39.4
	500283383	5413137	THUKELA S	3	89	70	78.7	0	157	104	66.2	56	115	77	67.0
	500284900	5413132	TSHANA H	3	51	38	74.5	21	116	68	58.6	30	68	45	66.2
	500285159	5413133	TSHELENKOSI S	4	157	85	54.1	13	126	77	61.1	35	118	76	64.4
	500285344	5413235	TSHUTSHUTSHU S	1	56	40	71.4	42	66	56	84.8	5	72	62	86.1
	500285492	5413134	TUGELA S	5	114	81	71.1	0	84	75	89.3	2	119	97	81.5
	500335479	5413236	UBUHLEBEMBIZA S	1	12	7	58.3	1	17	2	11.8	0	11	4	36.4
	500285899	5413338	UBUHLEBESIZWE JS	1	69	34	49.3	1	83	43	51.8	30	79	61	77.2
	500286121	5413135	UDUMO H	3	142	56	39.4	0	130	57	43.8	78	208	90	43.3
	500302734	5413237	UKUKHANYAKWEZWE JS	1	84	43	51.2	46	44	39	88.6	1	50	45	90.0
	500335516	5413339	UKUZAMAKWETHU S	2	17	11	64.7	5	31	5	16.1	12	22	8	36.4
	500289821	5413238	UMZWANGEDWA H	1	50	6	12.0	1	28	18	64.3	7	23	5	21.7
	500290746	5413340	UYIKHULU S	1	11	1	9.1	0	20	3	15.0	3	33	2	6.1
	500291301	5413239	VELANGEZWI H	1	66	38	57.6	1	76	33	43.4	13	74	37	50.0
	500293188	5413240	VUKILE H	2	170	152	89.4	0	198	179	90.4	2	161	153	95.0
	500297332	5413342	WOSIYANE S	1	18	9	50.0	17	27	5	18.5	11	45	10	22.2
	500320642	5413136	ZAKARIYYA MUSLIM	99	29	29	100.0	0	17	17	100.0	0	26	24	92.3
	500299589	5413241	ZEPHANIA S	2	30	27	90.0	0	68	32	47.1	1	55	51	92.7



District Name	EMIS No	Centre No	Centre Name	Quintile	2014			2015			2016					
					Wrote	Achieved	% Achieved	No Progressed	Wrote	Achieved	% Achieved	No Progressed	Wrote	Achieved	% Achieved	
PINETOWN	500100640	5412101	ALBINI H	4	126	100	79.4	0	126	111	88.1	0	114	94	82.5	
	500101232	5412446	AM MOOLLA SPES NOVA					2	5	5	100.0	0	4	4	100.0	
	500101935	5412301	AMANDLETHU S	3	322	170	52.8	18	375	151	40.3	43	370	172	46.5	
	500102305	5412401	AMAOTI NO 3 COMBINED	3	46	38	82.6	9	65	51	78.5	2	50	42	84.0	
	500102860	5412201	AMATSHEZULU H	3	134	76	56.7	4	133	67	50.4	33	153	76	49.7	
	500493506	5412447	ANCHORLITE COLLEGE - PHOENIX		24	8	33.3	19	18	9	50.0	0	12	6	50.0	
	500104525	5412403	AVONFORD S	5	141	84	59.6	0	69	40	58.0	9	67	57	85.1	
	500107078	5412404	BELVERTON S	4	173	153	88.4	15	109	94	86.2	0	131	126	96.2	
	500108891	5412302	BHEKISISA H	4	42	19	45.2	11	59	19	32.2	26	27	12	44.4	
	500249047	5412405	BROOKDALE S	5	103	67	65.0	0	107	70	65.4	4	73	69	94.5	
	500112961	5412406	BUFFELSDALE S	5	66	53	80.3	0	54	39	72.2	4	48	38	79.2	
	500179080	5412102	BUHLEBEMFUNDO S	4	226	166	73.5	0	165	124	75.2	17	183	134	73.2	
	500118807	5412409	CRYSTAL POINT S	5	124	113	91.1	6	113	102	90.3	5	113	105	92.9	
	500119214	5412303	DABEKA S	3	159	57	35.8	69	196	61	31.1	0	114	83	72.8	
	500119436	5412304	DALEVIEW S	5	141	100	70.9	104	101	63	62.4	18	89	48	53.9	
	500120065	5412103	DASSENHOEK H	3	87	66	75.9	0	79	52	65.8	7	92	65	70.7	
	500121064	5412104	DICK NDLOVU H	2	77	50	64.9	0	66	41	62.1	18	99	43	43.4	
	500123210	5412105	DR AD LAZARUS S	5	148	134	90.5	25	144	123	85.4	19	152	129	84.9	
	500184482	5412305	DR JL DUBE H	4	118	89	75.4	114	117	99	84.6	38	253	122	48.2	
	500124246	5412306	DUMEHLEZI H	3	86	50	58.1	61	67	37	55.2	7	62	40	64.5	
	500125800	5412410	EARLINGTON S	5	110	95	86.4	0	85	64	75.3	1	92	87	94.6	
	500125874	5412411	EASTBURY S	5	88	81	92.0	28	91	68	74.7	5	97	87	89.7	
	500494357	5412545	ERIC MTSHALI SECONDARY SCHOOL	3									0	10	8	80.0
	500144041	5412412	FAIRBREEZE S	4	94	90	95.7	4	97	88	90.7	2	101	75	74.3	
	500144670	5412413	FERNDALE COMBINED	4	70	61	87.1	76	91	72	79.1	9	103	80	77.7	
	500145336	5412414	FORESTHAVEN S	5	44	35	79.5	2	36	28	77.8	3	23	16	69.6	
	500146631	5412202	GABIGABI SS	3	169	97	57.4	3	143	87	60.8	9	130	87	66.9	
	500148037	5412107	GELOFTE H	4	49	49	100.0	0	51	48	94.1	0	65	62	95.4	
	500149517	5412415	GLENHAVEN S	4	132	117	88.6	120	123	93	75.6	7	168	117	69.6	
	500151700	5412307	GREENBURY S	5	264	260	98.5	0	272	268	98.5	3	264	256	97.0	
	500152255	5412416	GROVE END S	5	82	65	79.3	7	44	36	81.8	6	57	43	75.4	
	500154105	5412417	HAVENPARK S	5	131	116	88.5	0	87	77	88.5	0	95	89	93.7	
	500155178	5412108	HIGHWAY CHRISTIAN ACADEMY	99	24	24	100.0	0	19	19	100.0	0	19	19	100.0	
	500155400	5412109	HILLCREST H	5	209	198	94.7	39	183	181	98.9	3	193	191	99.0	
500302401	5412308	HILLVIEW S	4	180	164	91.1	183	182	165	90.7	5	145	132	91.0		
500155992	5412203	HLAHLINDLELA H	3	118	88	74.6	0	90	85	94.4	21	82	72	87.8		
500211566	5412309	IGUGULABASHA H	4	42	30	71.4	0	190	57	30.0	36	50	27	54.0		
500160136	5412110	ILANGA S	4	110	96	87.3	0	173	109	63.0	17	159	119	74.8		

District Name	EMIS No	Centre No	Centre Name	Quintile	2014			2015			2016				
					Wrote	Achieved	% Achieved	No Progressed	Wrote	Achieved	% Achieved	No Progressed	Wrote	Achieved	% Achieved
PINETOWN	500160469	5412310	IMBEKA S	3	27	15	55.6	0	29	16	55.2	7	44	10	22.7
	500161616	5412418	INANDA NEWTOWN COMPREHENSIVE	4	202	160	79.2	0	203	138	68.0	25	173	137	79.2
	500161801	5412311	INANDA SEMINARY S	99	73	71	97.3	86	96	96	100.0	0	67	67	100.0
	500163540	5412204	INGQUNGQULU H	3	47	15	31.9	1	74	15	20.3	10	61	11	18.0
	500163947	5412312	INHAKANIPHO H	4	90	37	41.1	4	138	72	52.2	4	110	42	38.2
	500166315	5412313	INTSHISEKELO S	3	173	137	79.2	13	199	141	70.9	26	161	105	65.2
	500167499	5412314	ISIBONELO SS	4	195	111	56.9	12	279	118	42.3	20	178	104	58.4
	500167647	5412205	ISIBUKOZEWE H	3	98	78	79.6	0	228	97	42.5	47	205	90	43.9
	500169053	5412111	ISIZINDA S	3	138	76	55.1	38	157	108	68.8	10	184	146	79.3
	500170607	5412315	JE NDLOVU S	4	38	26	68.4	0	70	20	28.6	38	32	18	56.3
	500413845	5412316	JG ZUMA H	4	148	146	98.6	178	180	165	91.7	32	188	179	95.2
	500172790	5412206	KHABAZELA H	4	70	62	88.6	11	147	86	58.5	22	127	84	66.1
	500173049	5412207	KHAMANGWA S	2	35	15	42.9	0	25	9	36.0	1	16	9	56.3
	500161690	5412317	KHETHOKUHLE S	4	61	34	55.7	1	105	23	21.9	30	102	53	52.0
	500176564	5412112	KLOOF H	5	230	222	96.5	4	164	160	97.6	2	214	212	99.1
	500178821	5412208	KWABAZOTHINI H	3	68	56	82.4	7	72	49	68.1	32	77	64	83.1
	500178044	5412209	KWADINABAKUBO COMBINED	3	95	57	60.0	0	142	79	55.6	19	127	76	59.8
	500182706	5412210	KWANTEBENI COMPREHENSIVE H	3	58	38	65.5	0	87	63	72.4	1	108	82	75.9
	500183853	5412234	KWATHINTWA SCHOOL FOR THE DEAF	99	5	5	100.0	0	5	5	100.0	0	8	8	100.0
	500184445	5412318	KWESETHU H	4	126	93	73.8	24	163	94	57.7	3	113	79	69.9
	500185851	5412420	LENAREA S	5	115	109	94.8	15	73	56	76.7	8	73	60	82.2
	500187331	5412421	LOCKHAT H	3	90	37	41.1	119	111	44	39.6	1	90	56	62.2
	500188848	5412212	LUPHAPHE H	3	49	37	75.5	76	78	5	6.4	3	73	18	24.7
	500189107	5412213	LUTHAYI H	3	138	121	87.7	12	213	129	60.6	66	276	101	36.6
	500302623	5412319	MAGQIBAGQIBA JS	3	60	32	53.3	0	41	31	75.6	12	38	27	71.1
	500194361	5412320	MAKHAPHA COMBINED	3	56	39	69.6	0	85	34	40.0	14	54	40	74.1
	500196285	5412321	MANDLENKOSI H	3	309	180	58.3	0	133	82	61.7	53	212	88	41.5
	500196544	5412346	MANDOSI COMBINED	2	76	36	47.4	6	62	25	40.3	14	82	34	41.5
	500302845	5412233	MAPHETHETHA H	2	89	38	42.7	58	72	28	38.9	19	63	21	33.3
	500198357	5412214	MAPHINDA S	2	36	12	33.3	1	24	19	79.2	14	13	8	61.5
	500306360	5412215	MAQHUTSHANA JS	3	78	55	70.5	0	77	42	54.5	27	40	14	35.0
	500199430	5412113	MARIANHILL S PRIVATE INDEPENDANT	99	86	84	97.7	1	99	99	100.0	0	113	112	99.1
	500199578	5412114	MARIANNRIDGE S	3	205	140	68.3	0	144	93	64.6	1	128	101	78.9
500430162	5412647	MASAKHANE GIRLS SECONDARY SCHOOL	99								0	21	19	90.5	
500333851	5412322	MBHEKI S	3	38	27	71.1	43	67	35	52.2	14	59	24	40.7	
500206053	5412216	MDEPHA H	3	105	49	46.7	4	188	21	11.2	8	122	38	31.1	
500214156	5412217	MNYAMENI S	3	100	54	54.0	1	83	52	62.7	9	83	47	56.6	

District Name	EMIS No	Centre No	Centre Name	Quintile	2014			2015			2016				
					Wrote	Achieved	% Achieved	No Progressed	Wrote	Achieved	% Achieved	No Progressed	Wrote	Achieved	% Achieved
PINETOWN	500328412	5412422	MOUNT EDGECOMBE PRIVATE	99	20	20	100.0	1	15	15	100.0	0	6	6	100.0
	500215673	5412423	MOUNTVIEW S	4	230	204	88.7	0	205	166	81.0	8	194	179	92.3
	500217930	5412323	MQHAWE S	3	171	128	74.9	36	258	143	55.4	32	201	140	69.7
	500221260	5412324	MVABA H	3	155	118	76.1	0	212	128	60.4	16	220	95	43.2
	500221852	5412218	MYEKA S	3	104	73	70.2	0	132	73	55.3	4	119	83	69.7
	500222666	5412325	MZUVELE S	4	124	79	63.7	0	197	74	37.6	99	248	89	35.9
	500224849	5412116	NDGENGETHO H	4	107	93	86.9	2	182	160	87.9	24	167	137	82.0
	500226736	5412326	NEW RIVER P	3	8	1	12.5	19	21	2	9.5	0	12	4	33.3
	500227032	5412327	NEWLANDS EAST S	4	127	113	89.0	0	190	150	78.9	7	168	125	74.4
	500161727	5412328	NHLANHLAYETHU S	3	175	83	47.4	2	183	113	61.7	31	172	150	87.2
	500250806	5412117	NILGIRI S	3	226	189	83.6	257	255	226	88.6	23	220	150	68.2
	500232693	5412424	NKOSIBOMVU S	3	198	161	81.3	0	294	239	81.3	4	264	217	82.2
	500232730	5412329	NKOSINATHI S	3	132	116	87.9	113	220	191	86.8	82	224	171	76.3
	500234025	5412219	NOGUNJWA H	2	141	64	45.4	12	160	25	15.6	8	145	35	24.1
	500236504	5412425	NORTHMEAD S	5	194	146	75.3	24	134	91	67.9	7	164	123	75.0
	500237096	5412330	NQABAKAZULU H	4	200	124	62.0	0	276	131	47.5	49	213	112	52.6
	500239612	5412118	NTEE H	4	62	52	83.9	143	146	128	87.7	10	68	56	82.4
	500286306	5412331	OHLANGE S	4	77	55	71.4	0	68	54	79.4	17	136	107	78.7
	500246013	5412426	PALMVIEW S	5	184	178	96.7	2	124	118	95.2	8	141	125	88.7
	500248159	5412332	PHEMBISIZWE H	4	44	37	84.1	0	99	58	58.6	57	108	49	45.4
	500248529	5412220	PHEZULU H	3	125	61	48.8	75	221	73	33.0	92	124	70	56.5
	500340030	5412345	PHOENIX MUSLIM	99	39	38	97.4	1	29	28	96.6	0	26	23	88.5
	500249195	5412427	PHOENIX S	5	204	178	87.3	47	211	139	65.9	3	170	145	85.3
	500249232	5412333	PHOENIX TECHNICAL S	5	145	110	75.9	16	173	114	65.9	43	158	84	53.2
	500250416	5412120	PINETOWN BOYS` H	5	138	133	96.4	0	131	121	92.4	0	114	103	90.4
	500250490	5412121	PINETOWN GIRLS` H	5	259	258	99.6	2	220	217	98.6	0	174	174	100.0
	500274133	5412122	RACING & EQUESTRIAN ACADEMY	99	6	6	100.0	0	3	3	100.0	0	2	2	100.0
	500255115	5412123	RESERVOIR HILLS S	5	78	64	82.1	1	90	70	77.8	6	72	57	79.2
	500255818	5412221	RIETVALLEI COMBINED	3	60	58	96.7	5	100	51	51.0	10	68	47	69.1
	500223258	5412138	ROSEWAY WALDORF H	99	16	16	100.0	1	29	28	96.6	0	29	27	93.1
	500256817	5412428	RYDALPARK S	5	131	115	87.8	0	110	82	74.5	3	89	85	95.5
	500257187	5412429	SACRED HEART S	4	58	53	91.4	0	78	70	89.7	1	52	44	84.6
	500258926	5412430	SASTRI PARK S	5	50	41	82.0	1	69	38	55.1	0	50	38	76.0
	500259814	5412431	SEATIDES COMBINED	5	88	88	100.0	0	91	91	100.0	1	86	85	98.8
	500323528	5412334	SENZOKWETHU S	3	103	93	90.3	0	135	120	88.9	7	151	111	73.5
	500264883	5412222	SIKHETHUXOLO H	3	298	214	71.8	41	275	149	54.2	54	316	123	38.9
	500267399	5412223	SIPHESIHLE H	4	97	53	54.6	3	189	58	30.7	55	76	34	44.7
	500267362	5412432	SIPHESIHLE S	3	77	53	68.8	0	92	53	57.6	4	141	75	53.2
	500268472	5412335	SITHABILE S	3	208	136	65.4	0	186	79	42.5	29	164	106	64.6
	500444518	5412348	SITHANDIMFUNDO S		74	64	86.5	0	104	70	67.3	20	139	77	55.4

District Name	EMIS No	Centre No	Centre Name	Quintile	2014			2015			2016				
					Wrote	Achieved	% Achieved	No Progressed	Wrote	Achieved	% Achieved	No Progressed	Wrote	Achieved	% Achieved
PINETOWN	500268768	5412124	SITHENGILE S	4	220	165	75.0	0	207	157	75.8	3	222	176	79.3
	500268879	5412125	SITHOKOZILE S	5	174	121	69.5	159	161	111	68.9	5	181	135	74.6
	500269138	5412336	SIVANANDA TECHNICAL H	4	138	112	81.2	92	109	65	59.6	17	146	88	60.3
	500269656	5412224	SIYAJABULA H	3	115	84	73.0	0	175	123	70.3	25	197	91	46.2
	500270359	5412337	SIYATHUTHUKA S	4	55	41	74.5	0	101	41	40.6	18	40	27	67.5
	500272875	5412433	SOLVISTA S	5	177	173	97.7	0	149	131	87.9	6	158	149	94.3
	500001108	5412126	ST JUDE COLLEGE	99	16	4	25.0	0	8	1	12.5	0	10	7	70.0
	500306286	5412225	ST JULIUS S	3	94	84	89.4	7	142	31	21.8	17	106	53	50.0
	500277648	5412434	STANMORE S	5	119	94	79.0	100	106	82	77.4	6	121	94	77.7
	500407555	5412127	STAR COLLEGE	99	84	84	100.0	0	94	94	100.0	0	106	106	100.0
	500278462	5412338	SULEMAN PATEL S	3	43	32	74.4	27	62	29	46.8	0	61	43	70.5
	500279757	5412435	TEMPLE VALLEY S	5	164	161	98.2	0	128	115	89.8	11	107	84	78.5
	500279905	5412226	THABELA H	4	62	35	56.5	0	109	38	34.9	10	75	17	22.7
	500280238	5412227	THANDAZA H	3	79	70	88.6	0	120	100	83.3	28	102	93	91.2
	500280571	5412347	THANDOLWESIZWE SP	3	98	61	62.2	27	93	39	41.9	89	128	54	42.2
	500282273	5412128	THOKOZAMNGANGA H	3	98	39	39.8	72	90	28	31.1	40	104	38	36.5
	500173345	5412228	THOLULWAZI S	2	53	30	56.6	1	69	33	47.8	22	55	49	89.1
	500324601	5412129	THORNWOOD S	3	119	40	33.6	108	150	56	37.3	24	190	53	27.9
	500283309	5412339	THUBALETHU S	2	40	24	60.0	7	54	13	24.1	0	35	11	31.4
	500284308	5412436	TONGAAT S	4	190	174	91.6	0	165	154	93.3	0	162	145	89.5
	500249084	5412437	TRENANCE MANOR S	5	112	110	98.2	0	85	79	92.9	0	103	97	94.2
	500284530	5412438	TRENANCE PARK S	4	137	127	92.7	70	119	92	77.3	0	95	86	90.5
	500286639	5412229	UKUSA SS	3	102	53	52.0	32	193	51	26.4	61	128	65	50.8
	500288748	5412130	UMQHELE PUBLIC S	5	165	106	64.2	0	156	65	41.7	18	174	94	54.0
	500289007	5412340	UMTAPHO H	2	232	155	66.8	0	300	186	62.0	78	337	213	63.2
	500407999	5412131	USETHUBENI YOUTH	99	34	26	76.5	26	29	25	86.2	0	22	22	100.0
	500340992	5412230	UXOLOPHAMBILI S	3	86	46	53.5	72	78	32	41.0	17	82	39	47.6
	500328634	5412440	VERULAM ISLAMIC	99	38	37	97.4	0	27	27	100.0	0	38	36	94.7
	500291782	5412441	VERULAM S	5	219	203	92.7	1	148	123	83.1	0	160	153	95.6
	0	5412527	VN NAIK SCHOOL FOR THE DEAF	99				0	6	6	100.0	0	4	3	75.0
	500294298	5412341	VUYISWA MTOLO H	4	147	112	76.2	9	191	60	31.4	27	178	64	36.0
	500294816	5412442	WATERLOO JS	5	139	122	87.8	0	171	67	39.2	32	185	38	20.5
	500295704	5412443	WESTHAM S	5	65	43	66.2	0	81	48	59.3	0	59	39	66.1
500443297	5412139	WESTMEAD S	3	65	42	64.6	0	78	41	52.6	3	40	28	70.0	
500295852	5412132	WESTVILLE BOYS H	5	270	266	98.5	6	250	249	99.6	1	230	227	98.7	
500295889	5412133	WESTVILLE GIRLS H	5	231	231	100.0	225	225	225	100.0	0	226	226	100.0	
500297295	5412444	WOODVIEW S	5	109	82	75.2	0	99	79	79.8	3	84	61	72.6	
500297369	5412134	WOZAMOYA H	3	176	79	44.9	47	155	84	54.2	33	186	87	46.8	
500297554	5412135	WYEBANK S	4	177	125	70.6	194	191	133	69.6	28	212	155	73.1	
500298331	5412342	ZAKHE H	4	237	159	67.1	230	202	149	73.8	30	240	51	21.3	

District Name	EMIS No	Centre No	Centre Name	Quintile	2014			2015			2016				
					Wrote	Achieved	% Achieved	No Progressed	Wrote	Achieved	% Achieved	No Progressed	Wrote	Achieved	% Achieved
PINETOWN	500299552	5412343	ZEPH DLOMO S	4	111	81	73.0	38	138	99	71.7	20	95	74	77.9
	500299922	5412231	ZIFIKELE H	3	96	81	84.4	98	101	39	38.6	11	72	23	31.9
	500300625	5412136	ZIPHATHELE S	4	67	55	82.1	5	84	45	53.6	47	183	56	30.6
	500300662	5412344	ZIPHEMBELENI S	4	34	24	70.6	16	76	54	71.1	28	52	39	75.0
	500311577	5412232	ZIZAMELE JS	2	62	27	43.5	0	110	33	30.0	30	68	41	60.3
	500306249	5412137	ZWELINJANI S	3	53	31	58.5	23	128	32	25.0	43	213	41	19.2
UGU	500308358	5312101	BHANOYI S	2	100	77	77.0	0	77	63	81.8	0	82	60	73.2
	500108262	5312102	BHEKAMANDELU H	1	28	16	57.1	19	19	18	94.7	0	30	20	66.7
	500108373	5312103	BHEKAMEVA H	2	54	40	74.1	32	35	10	28.6	27	31	31	100.0
	500337218	5312202	BHEKI S	2	166	92	55.4	1	191	110	57.6	6	104	91	87.5
	500111481	5312104	BONGUZWANE S	2	98	35	35.7	1	125	30	24.0	47	80	21	26.3
	500113257	5312144	BUHLEBETHU H	1	100	99	99.0	0	100	95	95.0	0	124	121	97.6
	500115921	5312301	CHARLES HLENGWA H	3	11	1	9.1	7	15	0	0.0	5	5	4	80.0
	500119584	5312302	DALUSIZO H	1	12	5	41.7	0	20	4	20.0	8	21	2	9.5
	500123543	5312105	DUBANDLELA H	2	47	33	70.2	10	70	16	22.9	22	53	24	45.3
	500125615	5312203	DWALALESIZWE H	1	53	4	7.5	1	58	9	15.5	8	23	10	43.5
	500146520	5312204	ECEKEZA S	1	117	72	61.5	0	145	85	58.6	17	141	63	44.7
	500129944	5312106	ELWAZI H	2	43	6	14.0	1	66	8	12.1	0	26	11	42.3
	500401450	5312332	EMGANGENI S	2	9	2	22.2	0	17	8	47.1	4	25	13	52.0
	500143634	5312205	EZINQOLENI JS	2	73	69	94.5	0	83	74	89.2	27	65	63	96.9
	500144818	5312107	FINGQINDLELA S	1								5	23	4	17.4
	500146483	5312206	GABANGEZWE S	1	50	32	64.0	0	143	68	47.6	5	66	48	72.7
	500146816	5312207	GALENI H	4	99	60	60.6	0	151	80	53.0	28	159	74	46.5
	500146853	5312208	GAMALAKHE COMMERCIAL H	4	87	56	64.4	56	103	86	83.5	17	162	140	86.4
	500289747	5312261	GEORGE MBHELE H	3	30	21	70.0	3	41	22	53.7	6	27	13	48.1
	500150405	5312145	GOBUME H	1	82	53	64.6	0	101	67	66.3	37	79	60	75.9
	500152514	5312303	GUGULESIZWE S	3	179	142	79.3	0	140	102	72.9	1	159	101	63.5
	500153069	5312209	HAFULENI SS	2	144	113	78.5	29	241	129	53.5	66	241	108	44.8
	500153846	5312210	HARDING S	4	113	95	84.1	0	141	118	83.7	8	144	97	67.4
	500156954	5312337	HLENGIWE S	3	48	30	62.5	36	61	39	63.9	8	29	28	96.6
	500163762	5312211	INGWEMABALA COMPREHENSIVE H	3	99	80	80.8	1	88	64	72.7	29	94	50	53.2
	500322825	5312112	INKOSI U-MDIBANISO COMPREHENSIVE H	2	118	77	65.3	0	129	43	33.3	11	144	56	38.9
	500165464	5312113	INQOLOBANE JS	1	17	12	70.6	24	21	13	61.9	5	50	13	26.0
	500166907	5312304	INYONEMHLOPHE S	2	26	6	23.1	28	27	9	33.3	0	42	16	38.1
	500168313	5312114	ISINAMUVA H	2	40	36	90.0	0	81	49	60.5	0	43	28	65.1
	500171569	5312212	JOLWAYO S	2	95	86	90.5	0	178	86	48.3	66	103	82	79.6
	500173419	5312115	KHANYA H	2	35	32	91.4	0	45	31	68.9	47	99	42	42.4
	500173900	5312116	KHATHI H	2	61	35	57.4	49	53	33	62.3	6	96	39	40.6
500178858	5312146	KWABHAVU H	1	47	25	53.2	16	87	12	13.8	17	88	7	8.0	



District Name	EMIS No	Centre No	Centre Name	Quintile	2014			2015			2016				
					Wrote	Achieved	% Achieved	No Progressed	Wrote	Achieved	% Achieved	No Progressed	Wrote	Achieved	% Achieved
UGU	500179376	5312147	KWAFICA H	2	128	91	71.1	1	175	78	44.6	41	121	75	62.0
	500179783	5312305	KWAHLUZINGQONDO S	2	67	60	89.6	0	134	88	65.7	49	106	67	63.2
	500178229	5312306	KWAJABULA H	2	41	29	70.7	1	22	15	68.2	8	29	24	82.8
	500180745	5312215	KWAMASOSHA H	3	127	86	67.7	1	193	125	64.8	4	219	119	54.3
	500183002	5312335	KWAPHIKAZIWA S	2	20	10	50.0	22	22	6	27.3	2	21	18	85.7
	500189218	5312119	LUTHULI H	4	272	142	52.2	1	232	157	67.7	21	316	265	83.9
	500190180	5312120	MABIYA SS	1	29	22	75.9	10	65	34	52.3	10	60	51	85.0
	500190328	5312121	MABUTHELA H	1	31	27	87.1	57	64	49	76.6	7	59	35	59.3
	500193103	5312264	MAHELANE S	1	72	45	62.5	0	101	57	56.4	42	88	48	54.5
	500194213	5312217	MAKHANDA H	3	91	77	84.6	1	133	100	75.2	0	118	96	81.4
	500337144	5312122	MALUSI H	2	65	57	87.7	1	90	39	43.3	2	94	33	35.1
	500196914	5312123	MANGQUZUKA H	2	133	104	78.2	0	106	75	70.8	32	148	111	75.0
	500199171	5312218	MARBURG S	5	198	192	97.0	3	206	200	97.1	2	180	167	92.8
	500429866	5312267	MARGATE MIDDLE SCHOOL	3	27	25	92.6	1	58	56	96.6	7	68	56	82.4
	500203426	5312219	MASHESHA JS		36	18	50.0	1	59	36	61.0	5	47	39	83.0
	500203204	5312149	MAYIYANA H	1	64	45	70.3	1	62	40	64.5	14	45	30	66.7
	500203685	5312220	MBAMBI H	2	105	67	63.8	9	125	65	52.0	14	132	52	39.4
	500204832	5312221	MBONWA S	2	84	71	84.5	1	190	82	43.2	26	147	66	44.9
	500205128	5312222	MBUSI H	2	87	66	75.9	0	93	73	78.5	15	94	78	83.0
	500319051	5312223	MCUSHWA JS	1	48	43	89.6	0	87	45	51.7	20	81	46	56.8
	500206164	5312224	MDLANGASWA H	2	105	96	91.4	0	118	104	88.1	0	125	107	85.6
	500206201	5312225	MDLANGATHI S	2	113	80	70.8	15	209	85	40.7	84	110	60	54.5
	500206534	5312226	MDULASHI JS	2	158	70	44.3	11	161	82	50.9	59	212	57	26.9
	500342842	5312227	MERLEWOOD S	3	158	127	80.4	0	157	86	54.8	5	158	127	80.4
	500209050	5312126	MGAMULE H	2	40	23	57.5	2	84	24	28.6	20	64	27	42.2
	500209716	5312228	MGUDLWA H	2	27	18	66.7	3	22	14	63.6	8	38	26	68.4
	500212898	5312230	MLONDE H	2	90	86	95.6	2	147	122	83.0	6	117	93	79.5
	500223776	5312268	MLOTSHWA SECONDARY		65	30	46.2	0	73	36	49.3	1	84	52	61.9
	500307840	5312307	MNCINDO H	1	35	29	82.9	24	29	11	37.9	28	18	12	66.7
	500213453	5312127	MNGOMENI H	1	29	22	75.9	6	39	21	53.8	5	50	20	40.0
	500217856	5312128	MQHAKAMA H	2	123	93	75.6	7	102	81	79.4	32	85	66	77.6
	500218559	5312231	MSHWESHWE H	3	96	87	90.6	0	152	81	53.3	13	114	83	72.8
	500219669	5312233	MTHUSI H	2	127	112	88.2	16	125	98	78.4	28	157	136	86.6
	500220335	5312129	MTHWALUME H	1	129	121	93.8	0	211	154	73.0	0	153	150	98.0
	500220113	5312150	MTUMASELI H	1	31	10	32.3	0	33	13	39.4	12	13	9	69.2
	500213860	5312234	MTWANUNGAMIZIWE H	1	38	19	50.0	1	42	14	33.3	6	13	11	84.6
	500221556	5312151	MVUTHULUKA S	1	27	22	81.5	0	32	24	75.0	0	38	23	60.5
	500223036	5312130	NANI JS	2	87	40	46.0	1	65	21	32.3	7	57	14	24.6
	500223739	5312236	NCIYA H	2	86	64	74.4	0	63	42	66.7	99	55	36	65.5
	500232360	5312237	NKONKA H	3	107	84	78.5	1	124	96	77.4	0	135	94	69.6



District Name	EMIS No	Centre No	Centre Name	Quintile	2014			2015			2016				
					Wrote	Achieved	% Achieved	No Progressed	Wrote	Achieved	% Achieved	No Progressed	Wrote	Achieved	% Achieved
UGU	500233433	5312238	NOBAMBA H	3	84	61	72.6	31	125	70	56.0	28	76	33	43.4
	500234765	5312333	NOMAZWE H	1	21	16	76.2	23	23	8	34.8	0	16	4	25.0
	500238761	5312131	NTABALUKHOZI H	1	17	14	82.4	21	22	14	63.6	15	35	18	51.4
	500243682	5312240	OLWANDLE H	3	94	84	89.4	3	126	94	74.6	30	109	100	91.7
	500342361	5312241	OXFORD INTERNATIONAL H	99	52	42	80.8	0	41	35	85.4	0	47	28	59.6
	500248011	5312242	PHATHWA S	3	136	109	80.1	1	129	83	64.3	7	87	71	81.6
	500248788	5312308	PHINDAVELE H	2	144	76	52.8	4	165	55	33.3	28	105	45	42.9
	500251119	5312243	PORT SHEPSTONE H	5	244	240	98.4	0	234	230	98.3	1	242	242	100.0
	500442594	5312244	PORT SHEPSTONE INTERNATIONAL H	99	16	6	37.5	1	10	10	100.0	0	5	5	100.0
	500251156	5312245	PORT SHEPSTONE ISLAMIC	99	17	17	100.0	0	24	24	100.0	0	26	25	96.2
	500251267	5312246	PORT SHEPSTONE S	4	157	156	99.4	0	148	137	92.6	2	158	152	96.2
	500252784	5312247	QHINQA H	2	99	65	65.7	4	144	56	38.9	43	134	58	43.3
	500253302	5312309	QIKO H	1	50	28	56.0	48	46	29	63.0	3	50	25	50.0
	500325008	5312310	ROBERT HLONGWA S	3	36	24	66.7	22	22	17	77.3	5	28	18	64.3
	500256521	5312311	ROSEVILLE S	5	184	140	76.1	5	167	109	65.3	5	132	97	73.5
	500257853	5312336	SAMUEL MKHIZE H	1	25	2	8.0	0	40	8	20.0	8	40	6	15.0
	500339771	5312312	SANYWANA H	1	28	21	75.0	49	49	15	30.6	0	38	22	57.9
	500258667	5312313	SAPHUMULA SS	1				2	66	14	21.2	0	49	8	16.3
	500259518	5312314	SCOTTBURGH H	5	88	86	97.7	1	90	86	95.6	2	103	97	94.2
	500260036	5312248	SEHOLE COMBINED	4	81	71	87.7	2	120	100	83.3	16	129	109	84.5
	500263181	5312132	SIBINGIMFUNDO H	2	74	43	58.1	35	88	51	58.0	1	78	19	24.4
	500259259	5312133	SIBONGUJEKE JS	1	8	4	50.0	11	11	10	90.9	5	21	13	61.9
	500263255	5312134	SIBONGUMFEKA SS	2	22	4	18.2	1	47	5	10.6	6	17	11	64.7
	500263514	5312136	SIBUKOSETHU H	2	19	13	68.4	0	28	12	42.9	4	32	17	53.1
	500263773	5312315	SIBUYILE SS	1	22	22	100.0	30	30	26	86.7	9	26	24	92.3
	500264618	5312316	SIHLE H	2	152	79	52.0	0	246	94	38.2	99	98	68	69.4
	500264772	5312249	SIKANISWENI S	2	71	47	66.2	48	110	63	57.3	3	95	59	62.1
	500266622	5312317	SINGELE H	3	49	38	77.6	0	58	39	67.2	6	73	36	49.3
	500334739	5312250	SINOMUSA S	2	117	71	60.7	1	107	53	49.5	30	85	42	49.4
	500267140	5312318	SIPHAPHEME H	1	115	97	84.3	0	187	140	74.9	4	124	96	77.4
	500267325	5312319	SIPHEPHILE S	2	16	6	37.5	1	40	9	22.5	8	8	6	75.0
	500268398	5312251	SISTER JOANS H	3	159	99	62.3	0	112	77	68.8	1	110	79	71.8
	500278018	5312138	SITHOKOZILE JS	2	37	22	59.5	14	111	39	35.1	54	67	47	70.1
	500269064	5312320	SITHUTHUKILE S	1	23	17	73.9	0	24	10	41.7	2	18	15	83.3
	500269175	5312321	SIVELILE JS	1	52	30	57.7	0	48	15	31.3	6	60	31	51.7
	500270100	5312253	SIYAPHAMBILI S	2	78	51	65.4	0	154	93	60.4	36	141	101	71.6
	500342805	5312322	SIZATHINA JS	1	34	33	97.1	1	58	31	53.4	5	51	48	94.1
	500271617	5312323	SIZOPHUMELELA H	2	51	43	84.3	6	127	68	53.5	32	82	59	72.0
	500274392	5312265	SOZABE H	3	47	25	53.2	0	81	36	44.4	4	78	31	39.7

District Name	EMIS No	Centre No	Centre Name	Quintile	2014			2015			2016				
					Wrote	Achieved	% Achieved	No Progressed	Wrote	Achieved	% Achieved	No Progressed	Wrote	Achieved	% Achieved
UGU	500276131	5312256	ST MARTIN DE PORRES COMPREHENSIVE	99				0	5	1	20.0	0	4	0	0.0
	500278277	5312257	SUID-NATAL H	5	76	58	76.3	6	52	47	90.4	0	50	48	96.0
	500278351	5312324	SUKAMUVA H	1	42	29	69.0	1	64	38	59.4	15	24	16	66.7
	500281792	5312142	THEMBUZULU S	2	30	28	93.3	1	44	26	59.1	19	34	23	67.6
	500282088	5312259	THOBIGUNYA H	2	70	57	81.4	2	110	77	70.0	49	124	90	72.6
	500282606	5312260	THOLIMFUNDO S	2	98	65	66.3	3	115	76	66.1	23	117	68	58.1
	500328188	5312325	THOLISU S	1	33	29	87.9	22	22	17	77.3	4	23	22	95.7
	0	5512000	UGU CENTRE 1	99								0	32	29	90.6
	0	5513000	UGU CENTRE 2	99								0	30	23	76.7
	500328597	5312334	UMZINTO ISLAMIC	99	20	17	85.0	0	28	27	96.4	0	22	22	100.0
	500289562	5312327	UMZINTO S	5	213	160	75.1	9	187	136	72.7	20	194	139	71.6
	500293780	5312328	VUMANDABA S	3	44	24	54.5	1	94	26	27.7	32	50	8	16.0
	500444000	5312266	WESBURY COLLEGE OF SCIENCE	99	43	43	100.0	0	66	53	80.3	2	80	76	95.0
	500299737	5312143	ZIBONELE JS	2	82	66	80.5	2	158	77	48.7	84	76	51	67.1
	500300847	5312330	ZITHOKOZISE H	3	68	36	52.9	14	69	19	27.5	7	45	11	24.4
500301476	5312263	ZUZICEBO H	2	52	33	63.5	14	67	35	52.2	19	82	49	59.8	
UMGUNGUNDLOVU	500100788	5311301	ALEXANDRA H	5	208	201	96.6	1	189	178	94.2	13	198	187	94.4
	500101676	5311329	AMAKHOLWA S	3	99	61	61.6	0	101	42	41.6	7	78	60	76.9
	500103563	5311302	ARTHUR BLAXALL	99	15	15	100.0	0	14	14	100.0	1	14	13	92.9
	500103674	5311401	ASANDE S	2	67	40	59.7	0	86	63	73.3	0	69	57	82.6
	500103933	5311201	ASIBEMUNYE H	3	126	77	61.1	0	105	47	44.8	19	121	83	68.6
	500104044	5311202	ASITHUTHUKE COMBINED	3	10	8	80.0	0	17	4	23.5	3	5	4	80.0
	500105561	5311101	BANQOBILE H	3	114	77	67.5	0	96	67	69.8	20	121	70	57.9
	500109261	5311402	BHEKUXIMBA H	3	111	100	90.1	1	199	118	59.3	15	139	51	36.7
	500111333	5311303	BONGUDUNGA S	3	76	56	73.7	0	91	71	78.0	35	61	53	86.9
	500305435	5311204	C21 PRIVATE	99	20	18	90.0	0	14	8	57.1	0	11	9	81.8
	500114700	5311205	CARTER H	5	209	203	97.1	0	204	202	99.0	0	206	200	97.1
	500116291	5311403	CHIBELIHLE COMBINED	2	72	42	58.3	0	57	39	68.4	0	60	44	73.3
	500328299	5311330	CHISTLEHURST ACADEMICS & ARTS	99	9	9	100.0	0	7	6	85.7	0	5	5	100.0
	500227735	5311304	CONGCO H	2	56	32	57.1	2	29	22	75.9	11	33	28	84.8
	500117919	5311102	COOL AIR S	4	47	34	72.3	0	90	41	45.6	4	59	27	45.8
	500342731	5311206	COPEVILLE S	3	91	56	61.5	0	165	77	46.7	21	75	68	90.7
	500119251	5311207	DABULAMANZI COMBINED	1	25	7	28.0	0	34	13	38.2	8	22	11	50.0
	500122914	5311208	DOORNKLOOF COMBINED	3	22	5	22.7	9	31	6	19.4	8	24	6	25.0
	500125023	5311209	DUNVERIA S	5	86	76	88.4	0	94	74	78.7	14	70	61	87.1
	500125726	5311103	DWENGU H	2	22	22	100.0	0	32	6	18.8	9	18	13	72.2
500125985	5311305	EASTWOOD S	4	239	203	84.9	0	240	175	72.9	47	238	183	76.9	

District Name	EMIS No	Centre No	Centre Name	Quintile	2014			2015			2016				
					Wrote	Achieved	% Achieved	No Progressed	Wrote	Achieved	% Achieved	No Progressed	Wrote	Achieved	% Achieved
UMGUNGUNDLOVU	500429792	5311146	EBUNGUNI H	2	15	14	93.3	0	38	24	63.2	56	33	20	60.6
	500126873	5311210	EDENDALE TECHNICAL H	4	167	152	91.0	0	228	181	79.4	15	220	164	74.5
	500128945	5311104	EKUPHOLENI H	3	24	16	66.7	0	22	10	45.5	4	37	14	37.8
	500132867	5311211	EMINYEZANENI S	4	106	28	26.4	1	139	26	18.7	0	41	26	63.4
	500135420	5311404	EMZAMWENI H	3	91	86	94.5	0	137	126	92.0	0	111	111	100.0
	500141895	5311212	ESTHER PAYNE SMITH S	5	83	45	54.2	0	79	44	55.7	2	52	31	59.6
	500143782	5311105	EZULWINI COMBINED	1				1	30	16	53.3	0	20	12	60.0
	500145854	5311306	FUNDOKUHLE S	4	140	101	72.1	0	120	75	62.5	39	129	91	70.5
	500146187	5311106	FUNUNDU H	2	13	9	69.2	0	14	4	28.6	1	19	3	15.8
	500146742	5311107	GAJU S	2	9	5	55.6	0	15	10	66.7	8	17	10	58.8
	500147445	5311108	GCEWU S	1	23	12	52.2	1	24	7	29.2	24	10	9	90.0
	500148296	5311109	GEORGENAU COMBINED	4	68	44	64.7	1	70	46	65.7	27	76	44	57.9
	500148333	5311307	GEORGETOWN S	3	68	60	88.2	0	85	78	91.8	0	113	113	100.0
	500150294	5311405	GOBINDLOVU COMPREHENSIVE H	3	49	34	69.4	0	156	100	64.1	65	165	98	59.4
	500150331	5311110	GOBIZEMBE H	3	99	49	49.5	0	56	30	53.6	0	62	42	67.7
	500154364	5311213	HAYTHORNE S	5	260	220	84.6	0	213	173	81.2	117	246	213	86.6
	500154512	5311214	HEATHER S	5	230	211	91.7	0	196	181	92.3	5	196	179	91.3
	500154771	5311215	HERITAGE ACADEMY	99	32	31	96.9	0	27	26	96.3	10	23	21	91.3
	500158619	5311216	HOWICK H	5	93	93	100.0	1	96	96	100.0	0	103	103	100.0
	500158730	5311217	HOWICK S	4	93	93	100.0	0	84	82	97.6	3	100	95	95.0
	500158915	5311308	HUBA H	2	55	36	65.5	96	76	44	57.9	24	37	32	86.5
	500101158	5311332	ICESA CITY CAMPUS - PMB	99	5	2	40.0	0	2	1	50.0	0	7	0	0.0
	500181818	5311309	IKUSASELIHLE H	2	216	145	67.1	0	210	162	77.1	38	198	127	64.1
	500312724	5311406	IMBALI JS	2	7	7	100.0	0	17	11	64.7	0	17	16	94.1
	500161505	5311407	IMVUNULO S	3	87	74	85.1	0	174	73	42.0	21	83	62	74.7
	500312354	5311310	INDALA H	3	268	100	37.3	0	183	72	39.3	202	99	74	74.7
	500163466	5311111	INGQAYIZIVELE JS	2	21	12	57.1	0	18	16	88.9	3	17	12	70.6
	500163577	5311408	INGQWANGELE H	3	24	22	91.7	2	41	37	90.2	1	45	41	91.1
	500164095	5311112	INHLANHLAYABEBHUZE H	3	57	16	28.1	0	44	24	54.5	0	41	29	70.7
	500164428	5311218	INJOLOBA S	3	118	93	78.8	0	123	104	84.6	27	112	91	81.3
	500165131	5311113	INKUMANE H	2	22	21	95.5	0	0	0		12	6	0	0.0
	500165649	5311409	INSIKA JS	3	17	16	94.1	0	26	7	26.9	0	16	8	50.0
	500493062	5311334	INTUITION COLLEGE PMB		15	8	53.3	0	25	12	48.0	0	18	5	27.8
	500492840	5311336	ISIBANI ACADEMY	99	69	22	31.9	0	59	20	33.9	0	50	17	34.0
	500169127	5311114	ISMONT H	2				1	15	4	26.7	0	19	10	52.6
	500170681	5311219	JABULA COMBINED	3	23	13	56.5	0	23	9	39.1	7	7	7	100.0
	500173752	5311220	KHARINA S	5	202	195	96.5	0	198	189	95.5	0	45	43	95.6
	500174011	5311115	KHAYELIHLE H	2	27	18	66.7	0	37	20	54.1	30	76	13	17.1
	500177674	5311410	KHULEKONKE S	3	143	81	56.6	0	181	73	40.3	36	209	91	43.5
	500181337	5311411	KWAMNCANE H	3	45	39	86.7	35	216	25	11.6	51	72	33	45.8

District Name	EMIS No	Centre No	Centre Name	Quintile	2014			2015			2016				
					Wrote	Achieved	% Achieved	No Progressed	Wrote	Achieved	% Achieved	No Progressed	Wrote	Achieved	% Achieved
UMGUNGUNDLOVU	500182891	5311311	KWAPATA S	3	215	159	74.0	1	226	133	58.8	0	195	117	60.0
	500184778	5311412	LADUMA H	3	57	49	86.0	0	58	35	60.3	10	90	44	48.9
	500185259	5311413	LANGALAKHE H	3	66	47	71.2	0	61	48	78.7	135	133	33	24.8
	500185629	5311414	LANGSYDE	99	94	82	87.2	0	97	86	88.7	1	87	78	89.7
	500186998	5311221	LINPARK H	5	90	76	84.4	1	107	80	74.8	4	116	89	76.7
	500188330	5311415	LUGAJU JS	2	27	27	100.0	0	23	18	78.3	0	36	12	33.3
	500189070	5311416	LUTHANDO H	2	37	34	91.9	0	31	26	83.9	1	36	36	100.0
	500190254	5311144	MABOMVINI COMBINED	1	18	18	100.0	0	29	20	69.0	25	34	16	47.1
	500191253	5311116	MADLANYOKA H	2	33	29	87.9	0	36	12	33.3	9	23	7	30.4
	500191697	5311417	MAFAHLENI H	2	27	9	33.3	0	32	16	50.0	20	13	10	76.9
	500305398	5311312	MARION H	99	12	4	33.3	0	10	3	30.0	0	11	10	90.9
	500199800	5311313	MARITZBURG COLLEGE	5	235	232	98.7	0	232	229	98.7	0	254	254	100.0
	500325968	5311222	MARITZBURG MUSLIM	99	62	62	100.0	0	53	53	100.0	0	58	58	100.0
	500200947	5311117	MASIJABULE H	2	154	123	79.9	0	152	139	91.4	7	218	189	86.7
	500200984	5311418	MASIMDUMISE JS	3	20	10	50.0	0	19	7	36.8	0	9	9	100.0
	500201391	5311118	MATATANE S	2	90	55	61.1	0	131	85	64.9	0	119	74	62.2
	500312761	5311419	MATOMELA H	2	109	101	92.7	0	82	81	98.8	11	87	86	98.9
	500203278	5311119	MAYIZEKANYE H	1	32	13	40.6	0	15	11	73.3	16	15	3	20.0
	500203389	5311420	MAZWENDODA SS	2	80	29	36.3	0	98	54	55.1	34	74	51	68.9
	500203611	5311120	MBAMBANGALO H	3	110	57	51.8	0	100	40	40.0	0	94	69	73.4
	500205831	5311421	MCONJWANA H	2	170	144	84.7	0	166	142	85.5	6	149	131	87.9
	500205905	5311121	MCOSELELI S	3	41	32	78.0	0	41	37	90.2	0	42	39	92.9
	500207015	5311314	MEHLOKAZULU S	4	83	77	92.8	0	177	121	68.4	3	82	59	72.0
	500211344	5311145	MJELE S	2	5	5	100.0	0	64	9	14.1	0	25	16	64.0
	500211936	5311315	MKHOBENI H	3	28	19	67.9	0	44	34	77.3	17	58	48	82.8
	500189662	5311316	ML SULTAN PMB S	5	202	177	87.6	0	165	148	89.7	0	210	192	91.4
	500213046	5311422	MLUNGISI S	3	78	39	50.0	9	116	45	38.8	74	84	43	51.2
	500213749	5311122	MNTONJANI S	2	21	21	100.0	0	0	0		5	19	17	89.5
	500216006	5311423	MPANDE H	3	77	40	51.9	0	91	49	53.8	4	83	39	47.0
	500216487	5311123	MPHELANDABA S	3	31	21	67.7	0	46	26	56.5	24	28	18	64.3
	500217153	5311124	MPOLWENI S	3	95	74	77.9	0	75	61	81.3	46	83	46	55.4
	500217264	5311223	MPOPHOMENI S	3	113	88	77.9	0	158	125	79.1	53	182	135	74.2
	500218633	5311424	MSIMUDE H	3	50	38	76.0	0	53	38	71.7	40	64	60	93.8
	500312021	5311224	MSUNDUZI FINISHING	99	26	12	46.2	0	38	16	42.1	1	32	13	40.6
	500219262	5311425	MTHOLANGQONDO S	2	22	21	95.5	0	34	24	70.6	9	22	21	95.5
	500324157	5311125	MTHULI SS	2	108	79	73.1	0	136	86	63.2	0	113	70	61.9
	500220927	5311126	MUZIKAWUTHANDWA H	2	26	25	96.2	0	29	6	20.7	2	23	19	82.6
	500227328	5311127	NGANGEZWE H	3	67	51	76.1	0	83	64	77.1	73	79	64	81.0
	500227587	5311427	NGCEDOMHLOPHE H	3	94	77	81.9	2	109	66	60.6	23	129	101	78.3
	500230029	5311428	NHLATHIMBE S	2	16	7	43.8	0	17	13	76.5	16	13	10	76.9
500230991	5311225	NIZAMIA ISLAMIC	99	45	43	95.6	0	50	50	100.0	1	34	34	100.0	

District Name	EMIS No	Centre No	Centre Name	Quintile	2014			2015			2016				
					Wrote	Achieved	% Achieved	No Progressed	Wrote	Achieved	% Achieved	No Progressed	Wrote	Achieved	% Achieved
UMGUNGUNDLOVU	500318792	5311317	NOMASWAZI H	99	136	111	81.6	0	146	121	82.9	69	136	108	79.4
	500235283	5311128	NONDENISA S	2	106	83	78.3	0	147	90	61.2	30	155	117	75.5
	500236134	5311226	NORTHBURY PARK S	5	202	179	88.6	17	143	115	80.4	10	182	145	79.7
	500236763	5311227	NOTTINGHAM ROAD COMBINED	1	47	33	70.2	0	38	30	78.9	14	29	29	100.0
	500237984	5311129	NSIKAKAZI H	1	36	16	44.4	1	27	0	0.0	7	8	4	50.0
	500337884	5311318	NSIKAYETHU S	4	189	163	86.2	0	115	93	80.9	2	236	209	88.6
	500238354	5311130	NSONGENI S	1	13	9	69.2	0	13	10	76.9	19	5	4	80.0
	500241906	5311228	NYONITHWELE S	3	135	118	87.4	4	91	85	93.4	15	160	127	79.4
	500244015	5311229	ONVERWAG COMBINED	2	41	7	17.1	0	48	13	27.1	37	4	1	25.0
	500492951	5311335	OXFORD COLLEGE	99	56	9	16.1	0	12	5	41.7	3	34	11	32.4
	500248048	5311429	PHAYIPHINI S	4	74	63	85.1	0	71	56	78.9	11	70	65	92.9
	500250342	5311319	PIETERMARITZBURG GIRLS' H	5	224	224	100.0	0	223	222	99.6	0	223	223	100.0
	500253894	5311430	QOQISIZWE H	3	132	63	47.7	16	212	57	26.9	35	56	45	80.4
	500254671	5311230	RAISETHORPE S	5	214	210	98.1	0	220	215	97.7	7	192	189	98.4
	500255633	5311320	RICHMOND COMBINED	5	77	57	74.0	0	79	62	78.5	0	60	54	90.0
	500256632	5311231	RUSSEL H	5	95	94	98.9	0	80	79	98.8	0	110	109	99.1
	500260258	5311131	SENZAKAHLE S	2	33	6	18.2	8	14	3	21.4	9	4	3	75.0
	500260443	5311132	SENZOSABASHA S	2	5	2	40.0	0	6	5	83.3	0	6	4	66.7
	500261442	5311431	SHAYABANTU H	3	70	54	77.1	0	75	33	44.0	0	53	35	66.0
	500262589	5311438	SIBANESIHLE H	3	33	30	90.9	0	66	8	12.1	16	29	19	65.5
	500263218	5311232	SIBONGUMBOMVU COMBINED	4	21	19	90.5	0	27	27	100.0	0	30	27	90.0
	500263292	5311133	SIBONGUMUSA H	2	158	33	20.9	0	107	53	49.5	32	48	37	77.1
	500265105	5311134	SIKHULILE S	2	11	11	100.0	0	46	19	41.3	61	41	19	46.3
	500265179	5311432	SIKHULULIWE S	3	53	34	64.2	0	62	46	74.2	18	70	46	65.7
	500265660	5311233	SILVER HEIGHTS S	5	165	147	89.1	2	112	110	98.2	0	164	162	98.8
	500266067	5311433	SIMINZA H	2	17	12	70.6	0	19	12	63.2	0	26	18	69.2
	500268139	5311321	SIQONGWENI S	4	100	95	95.0	0	147	122	83.0	0	121	109	90.1
	500269619	5311322	SIYAHLOMULA S	3	118	74	62.7	0	68	42	61.8	46	114	79	69.3
	500269952	5311434	SIYANDA S	3	134	106	79.1	0	126	75	59.5	8	161	139	86.3
	500270507	5311435	SIYAZAMA S	2	51	25	49.0	0	54	32	59.3	17	21	19	90.5
	500272320	5311234	SMERO S	3	80	69	86.3	0	148	104	70.3	28	97	82	84.5
	500272468	5311323	SOBANTU S	3	92	66	71.7	22	112	62	55.4	41	98	75	76.5
	500226477	5311135	ST JOSEPHS S	3	40	24	60.0	0	39	14	35.9	12	26	21	80.8
	500278388	5311324	SUKUMA COMPREHENSIVE	4	144	132	91.7	4	113	68	60.2	33	66	58	87.9
500279128	5311136	SWAYIMANA H	2	106	51	48.1	0	60	51	85.0	28	41	33	80.5	
500279794	5311235	TENDELA COMBINED	3	17	12	70.6	0	10	5	50.0	0	5	5	100.0	
500282347	5311137	THOKOZWAYO S	2	24	24	100.0	0	46	23	50.0	0	28	18	64.3	
500304806	5311138	THOLIZWE S	2	40	36	90.0	0	98	84	85.7	3	86	59	68.6	



District Name	EMIS No	Centre No	Centre Name	Quintile	2014			2015			2016				
					Wrote	Achieved	% Achieved	No Progressed	Wrote	Achieved	% Achieved	No Progressed	Wrote	Achieved	% Achieved
UMGUNGUNDLOVU	500275169	5311139	THUTHUKISA S	1	36	22	61.1	0	6	0	0.0	0	48	6	12.5
	500284863	5311140	TRUSTFEED COMBINED	3	45	19	42.2	0	62	19	30.6	0	53	29	54.7
	500288378	5311325	UMLULAMA S	3	84	61	72.6	0	88	54	61.4	50	53	42	79.2
	500289118	5311237	UMTHOMBO S	4	34	14	41.2	1	30	21	70.0	4	31	18	58.1
	500289192	5311436	UMTHOQOTHO H	3	146	123	84.2	0	211	115	54.5	43	109	82	75.2
	500443926	5311333	UMVUZO S	3	94	62	66.0	0	117	72	61.5	28	115	90	78.3
	500289969	5311141	UNOBHALA H	3	78	39	50.0	0	56	52	92.9	6	67	55	82.1
	500292633	5311238	VOORTREKKER H	5	124	117	94.4	1	112	108	96.4	4	119	110	92.4
	500294594	5311142	WARTBURG-KIRCHDORF	4	49	48	98.0	0	47	47	100.0	1	58	56	96.6
	500295778	5311239	WESTON AGRICULTURAL COLLEGE	4	29	24	82.8	0	31	28	90.3	29	28	28	100.0
	500296370	5311331	WILLOWFOUNTAIN INTERMEDIATE	3	31	22	71.0	0	46	26	56.5	2	42	39	92.9
	500297184	5311240	WOODLANDS S	5	159	139	87.4	1	162	137	84.6	6	147	106	72.1
	500298109	5311143	YISE H	2	28	22	78.6	0	34	20	58.8	8	32	20	62.5
	500344174	5311326	ZAKHE AGRICULTURAL COLLEGE	99	17	16	94.1	0	26	25	96.2	0	26	23	88.5
	500298775	5311327	ZAMAZULU S	4	119	101	84.9	0	185	110	59.5	28	151	111	73.5
	500299774	5311328	ZIBUKEZULU TECHNICAL	4	42	21	50.0	4	75	28	37.3	9	29	25	86.2
	500301550	5311437	ZUZULWAZI JS	3	20	10	50.0	0	20	14	70.0	13	25	19	76.0
	UMKHANYAKUDE	500101824	5111201	AMANDLA H	2	44	43	97.7	0	115	96	83.5	0	85	71
500310874		5111202	AMANDLETHU JS	2	71	41	57.7	1	82	60	73.2	14	75	67	89.3
500103970		5111101	ASIPHIKELELE S	2	24	21	87.5	0	36	25	69.4	5	70	51	72.9
500108706		5111203	BHEKINDLELA H	3	33	22	66.7	0	53	28	52.8	13	69	36	52.2
500109446		5111301	BHEVULA H	1	83	29	34.9	0	102	44	43.1	8	62	29	46.8
500109890		5111302	BHUKWANA H	1	59	34	57.6	0	71	40	56.3	9	38	29	76.3
500110297		5111303	BIVA COMBINED	2	52	45	86.5	0	48	43	89.6	1	57	46	80.7
500319939		5111102	BONGA S	1	42	40	95.2	0	92	23	25.0	19	74	25	33.8
500113553		5111103	BUKIMVELO H	1	99	43	43.4	0	68	19	27.9	10	44	9	20.5
500119029		5111104	CWAKEME S	2	53	45	84.9	47	104	35	33.7	5	84	29	34.5
500443334		5111149	DLILANGA S	3	75	58	77.3	0	116	108	93.1	16	138	125	90.6
500411144		5111204	DUMANGEZE S	1	52	49	94.2	8	90	63	70.0	32	102	52	51.0
500131942		5111305	EMBETHA S					0	18	7	38.9	19	24	15	62.5
500132349		5111153	EMCHAKWENI HIGH	3				1	68	53	77.9	5	124	88	71.0
500135013		5111105	EMTHULASIZWE H	2	19	16	84.2	0	41	17	41.5	9	27	12	44.4
500139416		5111106	EQAKWINI H	1	74	40	54.1	1	85	62	72.9	0	68	49	72.1
500311022		5111307	ESIGEDENI JS	1	44	16	36.4	0	46	31	67.4	5	51	30	58.8
500141118		5111308	ESIPHONDWENI H	1	64	44	68.8	0	102	74	72.5	10	110	81	73.6
500141340		5111107	ESIQIWINI S	2	74	42	56.8	0	95	28	29.5	4	55	44	80.0
500143190		5111309	EZIBUKWENI S	2	115	95	82.6	0	136	115	84.6	37	131	105	80.2
500143227		5111108	EZIFUNDENI H	1	69	40	58.0	0	92	30	32.6	25	52	15	28.8
500316572		5111205	EZINHLABENI S	1	92	72	78.3	0	98	93	94.9	8	123	107	87.0



District Name	EMIS No	Centre No	Centre Name	Quintile	2014			2015			2016				
					Wrote	Achieved	% Achieved	No Progressed	Wrote	Achieved	% Achieved	No Progressed	Wrote	Achieved	% Achieved
UMKHANYAKUDE	500339586	5111206	GAMULA JS	1	21	16	76.2	0	23	12	52.2	17	15	13	86.7
	500320124	5111109	GILONKI S	1	36	31	86.1	9	49	26	53.1	0	29	29	100.0
	500150479	5111110	GODLOZA H	2	56	26	46.4	7	79	22	27.8	12	32	16	50.0
	500153439	5111207	HAMBISANANI H	2	131	109	83.2	0	152	124	81.6	5	152	110	72.4
	500442150	5111349	HHOYE S					0	30	27	90.0	23	41	40	97.6
	500333777	5111310	HLAZAZANE JS	2	25	18	72.0	0	23	11	47.8	12	23	10	43.5
	500162985	5111208	IDUNDUBALA S	2	23	5	21.7	0	39	3	7.7	1	16	7	43.8
	500171088	5111311	IGUGU LESIZWE S	2	226	126	55.8	0	306	209	68.3	35	417	311	74.6
	500160062	5111111	IKUSASALETHU S	2	146	131	89.7	0	194	157	80.9	60	226	121	53.5
	500441632	5111264	IMPALA S	3								6	56	11	19.6
	500163725	5111209	INGWAVUMA H	2	81	61	75.3	0	95	73	76.8	11	94	62	66.0
	500147926	5111312	INJULA COMBINED	2	82	33	40.2	0	73	42	57.5	18	92	46	50.0
	500167684	5111210	ISICELOSETHU H	2	90	69	76.7	24	151	100	66.2	1	106	90	84.9
	500168535	5111211	ISIPHOSETHU SS	2	45	25	55.6	0	93	41	44.1	20	45	37	82.2
	500310467	5111212	ISIVUNGUUVUNGU JS	1	37	20	54.1	12	61	29	47.5	11	49	31	63.3
	500169238	5111112	ISOLESIZWE SS	1	39	23	59.0	0	53	32	60.4	0	64	39	60.9
	500327376	5111213	JEVU JS	2	115	91	79.1	4	155	101	65.2	14	116	82	70.7
	500310911	5111313	JIKIJELA JS	2	49	42	85.7	9	68	49	72.1	0	67	57	85.1
	500400525	5111261	JOHN WESLEY KOSI BAY PRIVATE	99	52	52	100.0	0	46	46	100.0	6	50	49	98.0
	500310948	5111314	JUSTICE NXUMALO S	1	73	62	84.9	0	108	78	72.2	23	103	59	57.3
	500304917	5111214	KHOBONGO JS	1	25	17	68.0	2	26	9	34.6	3	32	15	46.9
	500448847	5111151	KINGDOM CHRISTIAN COLLEGE	99	41	41	100.0	0	42	38	90.5	0	43	37	86.0
	500177637	5111113	KUFEZEKILE S	1	83	69	83.1	0	145	58	40.0	35	51	43	84.3
	500309764	5111315	KWABAMBA JS	2	51	20	39.2	0	27	17	63.0	9	14	13	92.9
	500178969	5111114	KWABULAWAYO S	2	24	9	37.5	20	43	38	88.4	11	26	25	96.2
	500179524	5111317	KWAGIBA H	2	118	99	83.9	0	230	133	57.8	40	155	101	65.2
	500178118	5111115	KWAGXABA S	1	41	3	7.3	0	25	16	64.0	15	15	13	86.7
	500185481	5111216	LANGELIHLE H	1	48	46	95.8	0	65	47	72.3	5	59	54	91.5
	500186369	5111318	LIFALETHU S	2	45	9	20.0	0	17	12	70.6	5	14	10	71.4
	500441669	5111255	LUBELO S	2	21	17	81.0	2	33	28	84.8	3	47	35	74.5
	500446220	5111254	LUBHOKO COMPREHENSIVE H	1	53	53	100.0	0	44	44	100.0	3	68	52	76.5
	500189773	5111319	MABANDLENI H	1	116	68	58.6	0	106	70	66.0	0	106	66	62.3
	500310134	5111320	MADLAKA JS	2	24	13	54.2	3	29	18	62.1	4	30	18	60.0
	500191586	5111116	MADWALENI S	2	109	81	74.3	0	117	75	64.1	35	113	80	70.8
	500194398	5111321	MAKHASA H	2	32	20	62.5	1	65	45	69.2	6	45	43	95.6
	500194916	5111322	MALABELA JS	1	47	32	68.1	0	56	24	42.9	62	78	45	57.7
	500309912	5111217	MALOBENI H	1	35	23	65.7	14	77	28	36.4	11	34	18	52.9
	500197025	5111323	MANGWAZANA S	2	24	21	87.5	0	39	28	71.8	11	38	32	84.2
	500309949	5111218	MANHLENGA JS	1	20	15	75.0	0	39	4	10.3	10	18	7	38.9

District Name	EMIS No	Centre No	Centre Name	Quintile	2014			2015			2016				
					Wrote	Achieved	% Achieved	No Progressed	Wrote	Achieved	% Achieved	No Progressed	Wrote	Achieved	% Achieved
UMKHANYAKUDE	500310023	5111324	MANKENKE JS	1	24	18	75.0	2	46	27	58.7	0	31	22	71.0
	500325304	5111325	MANTINTI H	1	14	12	85.7	7	26	11	42.3	3	11	11	100.0
	500200170	5111219	MASHALAZA H	1	130	95	73.1	0	102	81	79.4	13	112	85	75.9
	500200799	5111117	MASIBONISANE S	2	197	171	86.8	0	211	162	76.8	26	171	139	81.3
	500202464	5111220	MAVELA H	1	140	106	75.7	18	199	151	75.9	12	155	123	79.4
	500202649	5111326	MAVUSO H	1	44	33	75.0	0	53	29	54.7	12	56	45	80.4
	500202908	5111118	MAWOMBE S	2	45	24	53.3	0	64	29	45.3	16	41	15	36.6
	500204721	5111119	MBONGENI H	1	27	14	51.9	0	29	13	44.8	6	25	10	40.0
	500204869	5111120	MBOPHA H	3	173	132	76.3	0	188	120	63.8	21	126	110	87.3
	500206127	5111221	MDLADLA H	1	54	33	61.1	0	63	46	73.0	1	114	68	59.6
	500304362	5111327	MDOLOMBA JS	2	27	18	66.7	0	52	35	67.3	15	41	34	82.9
	500206497	5111328	MDUKU H	2	124	78	62.9	54	172	110	64.0	66	193	128	66.3
	500206919	5111121	MDUNGANDLOVU H	2	36	31	86.1	0	79	47	59.5	3	49	33	67.3
	500209864	5111122	MGWAZENI S	3	169	122	72.2	0	210	104	49.5	37	115	60	52.2
	500210641	5111223	MHLUPHEKI JS	1	45	30	66.7	0	56	42	75.0	0	71	23	32.4
	500211455	5111329	MJINDI S	1	69	38	55.1	0	73	45	61.6	0	93	75	80.6
	500211640	5111123	MKHALIPHI H	1	111	76	68.5	0	153	99	64.7	41	83	63	75.9
	500314426	5111224	MLINGO H	2	23	4	17.4	0	45	6	13.3	13	45	8	17.8
	500213083	5111330	MMEMEZI S	2	53	30	56.6	0	66	30	45.5	1	58	36	62.1
	500213120	5111124	MMISO H	2	36	11	30.6	0	68	14	20.6	9	31	24	77.4
	500213675	5111331	MNTANENKOSI H	1	56	54	96.4	0	104	95	91.3	0	123	104	84.6
	500215229	5111332	MOSES ZIKHALI S	2	57	50	87.7	0	78	60	76.9	0	57	48	84.2
	500216857	5111333	MPIYAKHE H	2	50	43	86.0	0	65	61	93.8	16	73	58	79.5
	500218374	5111334	MSHANGUZANA H	1	22	16	72.7	0	28	16	57.1	5	41	16	39.0
	500309875	5111225	MSHUDU JS	1	66	48	72.7	0	105	57	54.3	0	71	62	87.3
	500218744	5111226	MSIYANE H	2	60	51	85.0	0	92	47	51.1	15	85	56	65.9
	500441484	5111352	MTHAMBALALA S	1	29	16	55.2	0	55	32	58.2	3	43	19	44.2
	500327598	5111227	MTHANTI COMMERCIAL and TECHNICAL S	2	46	36	78.3	0	150	50	33.3	6	36	26	72.2
	500219854	5111228	MTSHAKELA H	1	71	41	57.7	0	78	46	59.0	14	43	31	72.1
	500327265	5111229	MTSHELEKWANE S	1	19	19	100.0	0	34	29	85.3	5	38	25	65.8
	500443556	5111148	MTUBATUBA H	3	63	52	82.5	1	64	51	79.7	6	49	38	77.6
	500220372	5111335	MTWAZI COMBINED	3	84	62	73.8	0	63	55	87.3	29	75	71	94.7
	500442187	5111260	MVUZOMUHLE S	3	43	15	34.9	2	26	9	34.6	15	34	10	29.4
	500441891	5111257	MZIBULI S	1	19	14	73.7	0	39	25	64.1	2	58	38	65.5
	500222999	5111230	NAMANENI H	1	120	90	75.0	0	166	112	67.5	7	118	77	65.3
	500223147	5111231	NANSINDLELA COMBINED	4	34	25	73.5	0	55	28	50.9	13	31	21	67.7
	500336996	5111125	NDABAZAMANINA H	1	35	21	60.0	4	62	22	35.5	2	40	23	57.5
	500224331	5111126	NDABEZIPHEZULU S	1	48	18	37.5	22	45	12	26.7	9	24	19	79.2
	500224590	5111232	NDAMKANE H	2	43	36	83.7	0	37	30	81.1	61	77	47	61.0
	500225034	5111127	NDIMANDE H	1	39	33	84.6	0	98	49	50.0	8	49	19	38.8

District Name	EMIS No	Centre No	Centre Name	Quintile	2014			2015			2016				
					Wrote	Achieved	% Achieved	No Progressed	Wrote	Achieved	% Achieved	No Progressed	Wrote	Achieved	% Achieved
UMKHANYAKUDE	500225959	5111233	NDUMO S	2	59	52	88.1	52	146	78	53.4	29	91	72	79.1
	500227476	5111234	NGAZINI JS	2	29	21	72.4	0	41	25	61.0	1	47	29	61.7
	500227809	5111128	NGEBEZA H	2	68	43	63.2	0	87	38	43.7	10	108	59	54.6
	500229807	5111336	NHLAMBANYATHI JS	2	13	10	76.9	0	20	7	35.0	6	14	14	100.0
	500341362	5111235	NHLANGE JS	2	33	28	84.8	0	54	46	85.2	8	52	40	76.9
	500310393	5111236	NHLANHLIVELE JS	1	22	19	86.4	0	24	13	54.2	3	13	8	61.5
	500230214	5111129	NHLIZIYO S	2	56	33	58.9	0	38	26	68.4	8	44	32	72.7
	500446183	5111347	NKANYISO S	1	15	3	20.0	0	17	10	58.8	7	25	20	80.0
	500232064	5111130	NKODIBE S	3	165	138	83.6	0	160	120	75.0	40	149	125	83.9
	500443593	5111150	NKOMBOSE S	3	66	51	77.3	0	124	77	62.1	16	149	68	45.6
	500232545	5111131	NKOSANA H	2	70	51	72.9	20	121	73	60.3	24	76	64	84.2
	500307396	5111132	NKOSIKAYINGANGATHI S	2	50	38	76.0	0	56	50	89.3	9	69	63	91.3
	500233544	5111337	NOBIYA H	2	34	17	50.0	0	34	20	58.8	18	32	19	59.4
	500233692	5111237	NODINEKA JS	1	114	94	82.5	0	168	141	83.9	8	156	120	76.9
	500234617	5111133	NOMATHIYA S	3	158	90	57.0	7	211	102	48.3	103	213	76	35.7
	500235357	5111134	NONDUMISO S	2	76	56	73.7	0	79	38	48.1	0	74	43	58.1
	500236689	5111238	NOTHANDO H	1	89	60	67.4	4	104	47	45.2	26	60	50	83.3
	500326044	5111239	NQOBIZAZI JS	2	38	28	73.7	0	57	24	42.1	2	59	35	59.3
	500237836	5111240	NSALAMANGA H	1	50	47	94.0	0	90	61	67.8	29	65	54	83.1
	500239205	5111135	NTAMINEMIDWA H	1	23	5	21.7	0	40	5	12.5	1	19	11	57.9
	500310541	5111338	NTSHINGWAYO S	2	19	13	68.4	0	17	3	17.6	9	34	29	85.3
	500240759	5111339	NTSINDE COMMERCIAL H	2	17	4	23.5	0	25	24	96.0	14	20	20	100.0
	500309986	5111241	NYAMANE S	2	75	50	66.7	7	66	46	69.7	22	47	46	97.9
	500248973	5111136	PHIWAMANDLA S	1	44	29	65.9	0	53	22	41.5	0	81	21	25.9
	500441965	5111263	PHUMLANI S	2	39	31	79.5	0	74	33	44.6	25	79	32	40.5
	500250083	5111242	PHUNGAZA H	1	129	43	33.3	120	211	50	23.7	0	131	49	37.4
	500310430	5111243	QOSHAMA SS	2	30	25	83.3	11	38	30	78.9	9	36	25	69.4
	500325045	5111340	SANDBLASENKOSI S	2	26	16	61.5	0	15	14	93.3	12	14	10	71.4
	500261553	5111244	SHAYINA H	2	95	59	62.1	1	158	77	48.7	8	106	71	67.0
	500261849	5111245	SHENGEZA H	1	63	40	63.5	24	143	52	36.4	14	94	54	57.4
	500307433	5111137	SHIYINKOSI S	3	61	43	70.5	0	75	51	68.0	15	72	56	77.8
	500262848	5111246	SIBHAMU H	1	84	67	79.8	0	52	47	90.4	20	82	54	65.9
	500307470	5111138	SIBONGASONKE JS	1	40	37	92.5	0	79	68	86.1	1	63	56	88.9
	500324675	5111139	SILETHUKUKHANYA H	3	117	94	80.3	6	147	125	85.0	20	184	162	88.0
	500266548	5111341	SINETHEZEKILE COMBINED	2	309	281	90.9	32	343	328	95.6	6	376	359	95.5
	500267695	5111140	SIPHOSABADLETSHE H	1	84	66	78.6	0	162	95	58.6	58	151	72	47.7
	500341325	5111247	SITHEMBINHLANHLA S	1	41	33	80.5	0	97	63	64.9	10	57	43	75.4
	500442076	5111256	SIYAKHULA S					0	58	19	32.8	29	29	8	27.6
	500445998	5111348	SIYAPHAMBILI S	2	68	26	38.2	36	49	22	44.9	1	33	25	75.8
	500270211	5111141	SIYAQALA S	2	54	39	72.2	0	77	39	50.6	59	48	24	50.0

District Name	EMIS No	Centre No	Centre Name	Quintile	2014			2015			2016				
					Wrote	Achieved	% Achieved	No Progressed	Wrote	Achieved	% Achieved	No Progressed	Wrote	Achieved	% Achieved
UMKHANYAKUDE	500270655	5111142	SIYELULAMA H	2	76	44	57.9	0	128	51	39.8	0	88	65	73.9
	500271025	5111248	SIZAMINQUBEKO COMBINED	2	60	50	83.3	0	56	48	85.7	13	75	63	84.0
	500273060	5111143	SOMFULA S	2	110	95	86.4	0	132	94	71.2	21	155	64	41.3
	500277722	5111249	STAR OF THE SEA H	2	76	73	96.1	0	105	99	94.3	0	127	120	94.5
	500313945	5111342	SUKASAMBE JS	1	35	15	42.9	19	38	7	18.4	10	35	14	40.0
	500281163	5111144	THEKELISULWAZI S	2	38	26	68.4	0	36	8	22.2	5	27	13	48.1
	500283050	5111250	THONGWANA JS	1	91	90	98.9	0	185	136	73.5	50	299	216	72.2
	500283457	5111145	THULASIBONE H	1	49	17	34.7	0	54	7	13.0	11	11	11	100.0
	0	5111262	UBOMBO TECHNICAL & COMMERCIAL	99	394	346	87.8	7	487	437	89.7	187	558	507	90.9
	500287305	5111146	UMFOLOZI H	4	187	140	74.9	42	207	127	61.4	70	223	143	64.1
	500307655	5111147	VEZOBALA JS	2	63	59	93.7	0	149	69	46.3	55	75	49	65.3
	500293003	5111343	VUKANI-BANTWANA H	1	70	55	78.6	3	70	46	65.7	34	79	30	38.0
	500310800	5111251	VULAKWENILE JS	2	67	62	92.5	0	155	84	54.2	14	152	66	43.4
	500442002	5111258	ZAMINTUTHUKO S	1	75	37	49.3	0	69	31	44.9	1	77	29	37.7
	500299256	5111252	ZANDLAZETHU H	2	87	71	81.6	0	203	108	53.2	20	124	91	73.4
	500299515	5111344	ZENZELENI S	2	82	71	86.6	0	79	72	91.1	17	113	105	92.9
	500442039	5111350	ZIMELE S					0	34	11	32.4	6	17	15	88.2
	500301143	5111253	ZOMBIZWE H	2	18	18	100.0	7	27	27	100.0	0	19	18	94.7
	500325267	5111346	ZWILENKOSI JS	1	22	4	18.2	0	12	10	83.3	0	13	11	84.6
	UMLAZI	500305916	5411301	ADAMS COLLEGE	4	160	149	93.1	0	157	157	100.0	7	186	173
500442631		5411243	AFRICAN VISION S	99	99	19	19.2	0	84	16	19.0	2	40	7	17.5
500100085		5411101	AJ MWELASE S	4	84	55	65.5	0	119	70	58.8	47	72	50	69.4
500187368		5411201	AL-FALAAH COLLEGE	99	79	79	100.0	0	68	68	100.0	0	71	71	100.0
500102231		5411302	AMANZIMTOTI H	5	132	126	95.5	1	131	131	100.0	0	125	124	99.2
500489991		5411250	ANCHORLITE INDEPENDENT	99	43	12	27.9	1	46	24	52.2	1	15	5	33.3
500103304		5411102	APOLLO S	5	101	91	90.1	0	90	78	86.7	14	78	69	88.5
500103526		5411103	ARENA PARK S	5	179	167	93.3	0	165	160	97.0	3	144	142	98.6
500104118		5411104	ASOKA S	4	126	78	61.9	0	85	61	71.8	8	87	67	77.0
500104451		5411512	AVOCA SECONDARY SCHOOL	5				0	158	112	70.9	3	145	131	90.3
500106745		5411203	BECHET S	5	162	148	91.4	0	184	156	84.8	16	195	181	92.8
500400821		5411256	BLUFF CHRISTIAN ACADEMY		12	12	100.0	0	8	8	100.0	0	9	9	100.0
500110889		5411204	BONELA S	4	171	106	62.0	0	176	97	55.1	20	132	87	65.9
500112295		5411105	BRETTONWOOD H	5	117	92	78.6	0	161	136	84.5	1	136	116	85.3
500112480		5411106	BRINDHAVAN S	4	118	98	83.1	1	113	66	58.4	2	105	63	60.0
500113775		5411205	BURNWOOD S	5	124	102	82.3	3	185	113	61.1	0	146	99	67.8
500489880		5411146	CAMELOT COLLEGE		7	5	71.4	0	8	7	87.5	0	6	6	100.0
500115625		5411206	CENTENARY S	5	180	153	85.0	2	175	144	82.3	7	154	125	81.2
500116069		5411303	CHARLES SABELO H	3	68	31	45.6	0	83	29	34.9	27	82	32	39.0

District Name	EMIS No	Centre No	Centre Name	Quintile	2014			2015			2016				
					Wrote	Achieved	% Achieved	No Progressed	Wrote	Achieved	% Achieved	No Progressed	Wrote	Achieved	% Achieved
UMLAZI	500116143	5411107	CHATSWORTH S	5	79	31	39.2	0	70	29	41.4	3	44	12	27.3
	500342657	5411207	CHESTERVILLE EXTENSION S	5	125	120	96.0	2	142	138	97.2	24	134	128	95.5
	500116254	5411208	CHESTERVILLE S	3	169	129	76.3	1	73	44	60.3	30	180	67	37.2
	500126984	5411209	CHRISTIAN H	99	173	95	54.9	0	204	108	52.9	5	231	129	55.8
	500116846	5411401	CLAIRWOOD S	5	247	169	68.4	0	288	140	48.6	26	187	118	63.1
	500328079	5411210	CRESCENT GIRLS` H	99	87	87	100.0	0	45	45	100.0	0	40	40	100.0
	500118696	5411109	CROSSMOOR S	4	212	209	98.6	0	187	185	98.9	0	192	191	99.5
	500119917	5411211	DANVILLE PARK GIRLS` H	5	148	148	100.0	0	132	132	100.0	0	156	156	100.0
	500122137	5411402	DLOKO H	4	58	46	79.3	0	75	35	46.7	17	73	38	52.1
	500123284	5411304	DR NEMBULA H	3	71	35	49.3	0	91	29	31.9	33	58	37	63.8
	500443038	5411143	DUMISANI MAKHAYE H	3	112	95	84.8	1	140	113	80.7	4	151	112	74.2
	500121656	5411212	DURBAN ACADEMY H	5	109	92	84.4	0	98	85	86.7	2	96	71	74.0
	500492914	5411254	DURBAN COMMERCIAL COLLEGE		7	2	28.6	0	21	1	4.8	7	19	4	21.1
	500418100	5411251	DURBAN COMPUTER COLLEGE MATRIC	99	7	4	57.1	0	21	8	38.1	6	12	7	58.3
	500125245	5411110	DURBAN GIRLS` H	5	252	252	100.0	0	226	226	100.0	0	218	218	100.0
	500125282	5411214	DURBAN GIRLS` S	5	170	161	94.7	3	167	158	94.6	1	108	105	97.2
	500125356	5411215	DURBAN H	5	192	185	96.4	0	218	208	95.4	0	183	179	97.8
	500448218	5411253	DURBAN MATRIC & FET ACADEMY	99	21	11	52.4	0	33	20	60.6	0	20	13	65.0
	500100529	5411216	DURBAN NORTH COLLEGE	5	94	92	97.9	0	86	85	98.8	4	67	66	98.5
	500114515	5411108	EDEN COLLEGE DURBAN	99	34	34	100.0	0	34	34	100.0	0	44	44	100.0
	500127132	5411217	EFFINGHAM S	4	171	154	90.1	1	117	101	86.3	0	140	126	90.0
	500129463	5411403	EKWAZINI H	4	90	63	70.0	0	193	104	53.9	10	188	113	60.1
	500132016	5411404	EMBIZWENI H	3	105	64	61.0	5	130	82	63.1	10	167	80	47.9
	500135531	5411405	ENALENI S	4	90	60	66.7	1	147	115	78.2	13	136	103	75.7
	500342583	5411306	ESIZIBENI SIVANANDA VASWANI COMP H	3	237	162	68.4	66	221	113	51.1	3	202	120	59.4
	500144152	5411218	FAIRVALE S	5	165	111	67.3	0	175	135	77.1	26	138	102	73.9
	500145188	5411307	FOLWENI H	3	136	110	80.9	0	185	117	63.2	50	138	82	59.4
	500305620	5411308	FUNDINDUKU S	3	73	39	53.4	2	75	24	32.0	16	69	18	26.1
	500146261	5411219	FUTURA H	99	313	187	59.7	0	284	171	60.2	16	217	151	69.6
	500147001	5411406	GANGES S	4	177	146	82.5	0	183	114	62.3	4	197	149	75.6
	500148185	5411220	GEORGE CAMPBELL TECHNICAL H	5	203	174	85.7	0	152	132	86.8	8	167	150	89.8
	500149702	5411111	GLENOVER S	5	79	41	51.9	0	81	39	48.1	0	70	36	51.4
	500149924	5411112	GLENWOOD H	5	223	214	96.0	1	213	205	96.2	0	206	206	100.0
	500152144	5411221	GROSVENOR BOYS` H	5	88	64	72.7	0	97	80	82.5	0	72	61	84.7
500152181	5411222	GROSVENOR GIRLS` H	5	151	148	98.0	2	139	133	95.7	2	133	131	98.5	
500153513	5411309	HAMILTON MAKHANYA S	3	45	32	71.1	0	55	14	25.5	11	46	17	37.0	



District Name	EMIS No	Centre No	Centre Name	Quintile	2014			2015			2016				
					Wrote	Achieved	% Achieved	No Progressed	Wrote	Achieved	% Achieved	No Progressed	Wrote	Achieved	% Achieved
UMLAZI	500155548	5411223	HILLGROVE S	5	159	138	86.8	0	252	182	72.2	22	156	108	69.2
	500302253	5411142	HOLY FAMILY COLLEGE	99	47	43	91.5	0	51	49	96.1	0	44	39	88.6
	500125171	5411224	HUNT ROAD S	5	61	47	77.0	0	81	67	82.7	1	101	75	74.3
	500430273	5411246	ICESA MATRIC SCHOOL	99	62	31	50.0	0	74	33	44.6	1	19	7	36.8
	500159544	5411407	IGAGASI H	4	103	94	91.3	0	170	124	72.9	21	219	111	50.7
	500418137	5411113	IHSAAN BOYS` COLLEGE	99	17	14	82.4	0	12	11	91.7	0	14	14	100.0
	500413993	5411114	IHSAAN GIRLS` COLLEGE	99	50	50	100.0	0	41	41	100.0	0	37	37	100.0
	500166167	5411408	INTERFELLOWSHIP CHRISTIAN	99	43	36	83.7	1	42	31	73.8	0	24	19	79.2
	500448107	5411255	INTUITION COLLEGE		44	10	22.7	18	39	5	12.8	0	4	2	50.0
	500168720	5411409	ISIPINGO S	4	145	133	91.7	1	150	133	88.7	14	123	117	95.1
	500168905	5411311	ISISUSA S	1	27	17	63.0	4	44	42	95.5	0	53	43	81.1
	500444148	5411249	ISLAMIC DAWAH COLLEGE	99	16	13	81.3	0	12	8	66.7	0	25	17	68.0
	500169201	5411312	ISOLEMAMBA S	3	131	70	53.4	0	102	100	98.0	2	78	73	93.6
	500173789	5411115	KHARWASTAN S	5	192	186	96.9	0	171	168	98.2	4	149	145	97.3
	500325933	5411313	KHULABEBUKA S	3	12	1	8.3	3	30	0	0.0	9	12	2	16.7
	500183335	5411116	KING SHAKA H	4	110	55	50.0	7	146	68	46.6	42	146	77	52.7
	500176157	5411314	KINGSWAY H	5	222	214	96.4	0	199	193	97.0	0	166	164	98.8
	500177970	5411315	KUSWAG	5	76	74	97.4	0	80	78	97.5	0	75	75	100.0
	500180412	5411316	KWAMAKHUTHA COMPREHENSIVE H	4	182	155	85.2	3	192	97	50.5	45	172	138	80.2
	500180782	5411410	KWAMATHANDA H	4	121	56	46.3	0	72	52	72.2	6	112	69	61.6
	500181115	5411411	KWAMGAGA H	4	142	105	73.9	2	119	92	77.3	6	119	101	84.9
	500183261	5411117	KWASANTI PUBLIC S	3	208	197	94.7	0	215	183	85.1	1	248	187	75.4
	500184889	5411225	LAKEHAVEN S	5	115	85	73.9	0	142	91	64.1	2	96	87	90.6
	500185074	5411118	LAMONTVILLE H	4	189	87	46.0	0	231	88	38.1	19	195	89	45.6
	500188367	5411317	LUGOBE S	3	137	53	38.7	0	114	39	34.2	6	100	26	26.0
	500191845	5411412	MAFUMBUKA H	4	97	63	64.9	0	128	58	45.3	18	96	49	51.0
	500194842	5411413	MAKHUMBUZA H	3	139	62	44.6	0	85	71	83.5	3	112	72	64.3
	500199245	5411119	MARGOT FONTEIN S	4	280	247	88.2	0	261	182	69.7	49	153	125	81.7
	500199874	5411120	MARKLANDS S	5	156	128	82.1	0	103	80	77.7	8	75	61	81.3
	500305879	5411318	MASAKHANENI SS	4	109	76	69.7	82	95	71	74.7	8	97	77	79.4
	500201169	5411414	MASON LINCOLN SPECIAL	99	10	6	60.0	0	9	8	88.9	1	8	4	50.0
	500306212	5411744	MATHINTA SECONDARY SCHOOL	4				0	70	43	61.4	4	39	31	79.5
	500340807	5411226	MAYVILLE S	3	128	90	70.3	2	124	91	73.4	24	135	73	54.1
	500203648	5411319	MBAMBANGWE S	3	98	30	30.6	0	87	24	27.6	15	65	32	49.2
	500205942	5411320	MCOTHOYI S	4	89	46	51.7	0	77	32	41.6	7	44	29	65.9
	500206867	5411121	MEADOWLANDS S	5	130	112	86.2	1	122	108	88.5	3	115	100	87.0
	500207681	5411415	MENZI H	4	162	162	100.0	1	158	158	100.0	10	56	56	100.0
	500207866	5411416	MEREBANK S	5	190	160	84.2	0	166	149	89.8	9	164	140	85.4



District Name	EMIS No	Centre No	Centre Name	Quintile	2014			2015			2016				
					Wrote	Achieved	% Achieved	No Progressed	Wrote	Achieved	% Achieved	No Progressed	Wrote	Achieved	% Achieved
UMLAZI	500209975	5411321	MHAWU H	3	76	61	80.3	8	121	43	35.5	15	98	45	45.9
	500213342	5411322	MNGANIWAKHE S	4	86	28	32.6	2	55	15	27.3	9	33	6	18.2
	500214526	5411122	MONTARENA S	4	89	73	82.0	0	94	53	56.4	0	111	84	75.7
	500215710	5411417	MOWAT PARK H	5	155	153	98.7	0	197	177	89.8	1	138	129	93.5
	500218966	5411323	MTHAMBO H	2	25	1	4.0	0	46	3	6.5	4	33	0	0.0
	500222333	5411418	MZIWAMANDLA H	4	77	50	64.9	0	54	48	88.9	29	136	66	48.5
	500223332	5411324	NATHANIEL SABELO S	3	22	9	40.9	0	38	11	28.9	12	31	10	32.3
	500224960	5411325	NDEYA ZENEX S	3	63	45	71.4	0	54	21	38.9	5	59	21	35.6
	500225774	5411326	NDONYELA JS	3	8	2	25.0	0	19	5	26.3	8	24	2	8.3
	500225885	5411419	NDUKWENHLE H	4	21	18	85.7	0	47	33	70.2	4	75	43	57.3
	500226366	5411420	NEW FOREST H	5	153	149	97.4	0	154	149	96.8	2	160	151	94.4
	500226773	5411227	NEW WEST S	5	257	220	85.6	0	254	220	86.6	8	246	193	78.5
	500226958	5411123	NEWHAVEN S	4	169	147	87.0	12	132	115	87.1	3	111	104	93.7
	500234691	5411327	NOMAVIMBELA H	2	33	27	81.8	0	29	14	48.3	0	27	19	70.4
	500236319	5411228	NORTHLANDS GIRLS' H	5	147	146	99.3	0	125	125	100.0	0	112	112	100.0
	500236615	5411229	NORTHWOOD H	5	195	183	93.8	5	167	162	97.0	1	183	179	97.8
	500241166	5411328	NTWENHLE S	3	43	32	74.4	9	89	22	24.7	51	94	20	21.3
	500241277	5411329	NWABI H	3	53	32	60.4	0	50	37	74.0	0	32	24	75.0
	500341769	5411230	OAKRIDGE COLLEGE	99	21	19	90.5	0	23	23	100.0	0	24	23	95.8
	500243053	5411421	OGWINI COMPREHENSIVE	4	488	418	85.7	59	432	370	85.6	55	502	455	90.6
	500243571	5411422	OKUMHLOPHE SS	4	147	99	67.3	0	194	128	66.0	9	226	111	49.1
	500244089	5411124	OPEN AIR	99	29	25	86.2	0	28	28	100.0	3	29	29	100.0
	500244644	5411231	ORIENT ISLAMIC	99	146	145	99.3	0	140	139	99.3	0	144	144	100.0
	500245458	5411232	OVERPORT S	5	142	111	78.2	0	176	136	77.3	1	190	152	80.0
	500246272	5411233	PARKHILL S	5	195	170	87.2	1	182	157	86.3	13	170	124	72.9
	500247308	5411148	PHAKATHI SECONDARY	3				0	74	40	54.1	96	120	74	61.7
	500247567	5411424	PHAMBILI H	5	196	70	35.7	0	109	55	50.5	1	196	116	59.2
	500251008	5411125	PORT NATAL	5	59	59	100.0	0	64	63	98.4	0	52	52	100.0
	500245791	5411423	PR PATHER S	5	155	132	85.2	1	133	109	82.0	5	153	130	85.0
	500251896	5411126	PROTEA S	5	62	44	71.0	0	57	39	68.4	6	53	30	56.6
	500252747	5411425	QHILIKA S	4	232	162	69.8	9	226	170	75.2	120	205	132	64.4
	500254190	5411127	QUEENSBURGH GIRLS H	5	155	154	99.4	2	170	168	98.8	1	162	161	99.4
	500254116	5411128	QUEENSBURGH H	5	153	120	78.4	0	156	140	89.7	4	99	84	84.8
	500255189	5411426	REUNION S	4	117	100	85.5	0	162	144	88.9	5	125	104	83.2
	500255744	5411234	RIDGE PARK COLLEGE	5	173	171	98.8	0	184	184	100.0	0	172	172	100.0
	500255892	5411129	RISECLIFF S	5	113	98	86.7	0	118	99	83.9	4	88	72	81.8
	500255966	5411235	RIVERDENE S	5	130	79	60.8	0	210	87	41.4	3	83	64	77.1
	500256595	5411130	ROSSBURGH H	5	163	122	74.8	0	132	94	71.2	1	103	76	73.8
	500258889	5411236	SASTRI COLLEGE	5	158	153	96.8	1	155	149	96.1	1	183	173	94.5
	500340918	5411131	SATHYA SAI CHATSWORTH	99	20	20	100.0	0	23	21	91.3	0	37	37	100.0

District Name	EMIS No	Centre No	Centre Name	Quintile	2014			2015			2016				
					Wrote	Achieved	% Achieved	No Progressed	Wrote	Achieved	% Achieved	No Progressed	Wrote	Achieved	% Achieved
UMLAZI	500305953	5411132	SAVANNAH PARK S	5	123	100	81.3	0	120	76	63.3	1	123	115	93.5
	500259703	5411237	SEA COW LAKE S	4	157	129	82.2	1	207	106	51.2	6	107	65	60.7
	500442853	5411247	SEASON'S ACADEMY	99	104	39	37.5	0	85	28	32.9	58	52	7	13.5
	500261294	5411133	SHALLCROSS S	5	71	43	60.6	1	40	24	60.0	1	23	14	60.9
	500262441	5411427	SHUMAYELA S	3	62	23	37.1	0	43	23	53.5	12	30	25	83.3
	500262515	5411330	SIBAMBANEZULU H	3	102	54	52.9	0	110	98	89.1	12	121	86	71.1
	500263662	5411331	SIBUSISIWE COMPREHENSIVE TECHNICAL H	4	181	173	95.6	0	228	221	96.9	0	200	191	95.5
	500263958	5411332	SIDELILE H	4	182	151	83.0	0	143	123	86.0	10	196	170	86.7
	500265253	5411333	SIKHWAMA H	3	26	19	73.1	3	39	31	79.5	2	41	29	70.7
	500267288	5411334	SIPHEPHELE S	3	69	47	68.1	0	129	43	33.3	61	112	39	34.8
	500268287	5411428	SISHOSONKE H	4	38	25	65.8	0	50	25	50.0	2	98	55	56.1
	500269397	5411335	SIYABONGA S	2	191	146	76.4	0	205	149	72.7	15	267	167	62.5
	500272505	5411336	SOBONAKHONA S	3	82	71	86.6	3	109	67	61.5	0	78	53	67.9
	500273282	5411337	SOMPUKWANE S		39	22	56.4	0	60	27	45.0	10	108	60	55.6
	500274244	5411134	SOUTHLANDS S	5	187	176	94.1	2	201	176	87.6	5	186	164	88.2
	500274503	5411238	SPARKS ESTATE S	5	128	111	86.7	29	124	112	90.3	2	149	112	75.2
	500422651	5411284	ST BARNABAS INDEPENDENT	99	16	15	93.8	1	18	18	100.0	0	13	13	100.0
	500275761	5411239	ST JAMES COLLEGE	99	18	8	44.4	0	29	14	48.3	2	31	19	61.3
	500278240	5411429	STRELITZIA S	5	221	175	79.2	17	204	145	71.1	18	215	118	54.9
	500279239	5411430	SWELIHLE S	4	91	47	51.6	3	116	64	55.2	6	153	66	43.1
	500281015	5411240	THE KENMONT	99	26	23	88.5	0	25	23	92.0	2	27	27	100.0
	500286898	5411431	UMBELEBELE H	4	79	34	43.0	0	74	38	51.4	7	69	30	43.5
	500286972	5411432	UMBILO S	5	180	135	75.0	3	181	149	82.3	14	163	128	78.5
	500288008	5411338	UMKHUMBI H	4	119	86	72.3	3	136	93	68.4	2	165	70	42.4
	500288119	5411339	UMKOMAAS S	4	160	136	85.0	0	232	152	65.5	15	166	116	69.9
	500288230	5411433	UMLAZI COMMERCIAL H	4	126	80	63.5	0	174	98	56.3	12	105	80	76.2
	500288267	5411434	UMLAZI COMTECH	4	461	251	54.4	7	420	158	37.6	24	318	138	43.4
	500288341	5411435	UMLAZI SS	4	207	142	68.6	0	180	148	82.2	12	283	221	78.1
	500289081	5411340	UMTHENTE H	2	28	9	32.1	0	43	19	44.2	18	30	18	60.0
	500291079	5411436	VELABAHLEKE H	4	234	214	91.5	0	135	130	96.3	0	202	198	98.0
	500292263	5411341	VIKINGOZI S	3	51	27	52.9	0	59	14	23.7	22	50	25	50.0
	500293299	5411437	VUKUZAKHE H	4	128	114	89.1	0	214	133	62.1	11	115	78	67.8
	500295223	5411135	WELBEDENE S	4	84	56	66.7	0	54	36	66.7	0	77	60	77.9
	500295482	5411438	WENTWORTH S	5	178	139	78.1	0	119	92	77.3	0	205	129	62.9
	500295519	5411136	WERDA	5	38	38	100.0	0	23	20	87.0	1	20	19	95.0
	500295667	5411137	WESTCLIFF S	5	132	76	57.6	0	99	57	57.6	13	93	49	52.7
	500338587	5411242	WIGGINS S	3	168	132	78.6	3	162	125	77.2	10	161	152	94.4
	500296555	5411138	WINGEN HEIGHTS S	5	186	169	90.9	0	201	190	94.5	0	194	185	95.4
	500296740	5411139	WITTEKLIP S	5	72	49	68.1	5	76	43	56.6	6	29	26	89.7

District Name	EMIS No	Centre No	Centre Name	Quintile	2014			2015			2016				
					Wrote	Achieved	% Achieved	No Progressed	Wrote	Achieved	% Achieved	No Progressed	Wrote	Achieved	% Achieved
UMLAZI	500297036	5411140	WOODHURST S	5	81	67	82.7	0	101	69	68.3	7	92	70	76.1
	500298590	5411342	ZAMAKAHLE H	3	37	15	40.5	0	50	24	48.0	12	40	33	82.5
	500407000	5411245	ZIMELE H	99	38	18	47.4	0	34	23	67.6	0	54	39	72.2
	500301587	5411343	ZUZUMQHELE H	4	69	38	55.1	0	75	25	33.3	4	30	17	56.7
	500301772	5411439	ZWELETHU S	4	168	130	77.4	1	115	83	72.2	9	190	136	71.6
	500301809	5411440	ZWELIBANZI H	4	165	137	83.0	0	167	149	89.2	0	210	162	77.1
	500301883	5411441	ZWELIHLE SS	4	133	82	61.7	0	106	84	79.2	16	117	81	69.2
UMZINYATHI	500106153	5212201	BATHEMBU H	1	47	21	44.7	9	55	14	25.5	0	61	4	6.6
	500106264	5212202	BATSHAZWAYO H	1	22	7	31.8	0	40	2	5.0	0	18	7	38.9
	500341917	5212203	BHAMBATHA H	1	43	14	32.6	0	66	14	21.2	13	57	14	24.6
	500446701	5212250	BHEKABANTU S	1	46	9	19.6	3	48	13	27.1	46	37	10	27.0
	500404454	5212336	BHEKISIZWE S	1	37	10	27.0	3	72	12	16.7	63	43	22	51.2
	500111703	5212122	BOSCHKLOOF COMBINED		16	16	100.0	0	16	16	100.0	0	17	17	100.0
	500113405	5212401	BUHLEBUYEZA S	4	79	53	67.1	68	216	80	37.0	28	67	42	62.7
	500113701	5212204	BUNYEBETHU H	1	40	21	52.5	0	55	11	20.0	5	58	24	41.4
	500113812	5212402	BUSANA H	2	138	127	92.0	2	198	171	86.4	1	193	174	90.2
	500114108	5212205	CABANGOKUHLE H	2	306	35	11.4	0	155	34	21.9	50	36	27	75.0
	500114404	5212403	CANDABUTHULE H	2	96	72	75.0	0	115	38	33.0	48	62	42	67.7
	500115551	5212301	CELUMUSA S	2	9	9	100.0	0	26	25	96.2	10	33	27	81.8
	500121249	5212101	DILIZELA H	2	73	20	27.4	0	72	22	30.6	4	40	23	57.5
	500121841	5212206	DLABESUTHE H	1	82	56	68.3	0	80	21	26.3	46	105	39	37.1
	500122063	5212207	DLENYANE COMBINED	1	42	26	61.9	0	51	24	47.1	1	71	27	38.0
	500122507	5212208	DOLO COMBINED	1	43	5	11.6	0	67	24	35.8	12	54	22	40.7
	500414363	5212209	DUMAPHANSI JS	1	34	11	32.4	7	65	3	4.6	72	76	10	13.2
	500124653	5212102	DUNDEE H	5	129	125	96.9	0	134	131	97.8	1	122	117	95.9
	500124801	5212103	DUNDEE S	3	216	144	66.7	0	227	116	51.1	1	185	90	48.6
	500401302	5212302	EBRAHIM LOCKAT S	2	22	6	27.3	0	27	4	14.8	2	13	4	30.8
	500327894	5212104	EBUSI COMBINED	4	27	27	100.0	0	44	44	100.0	3	74	72	97.3
	500128279	5212303	EKUCABANGENI S	3	126	91	72.2	1	263	94	35.7	102	152	84	55.3
	500401191	5212337	EKUTHUTHUKENI S	1	59	34	57.6	0	38	34	89.5	13	61	34	55.7
	500129796	5212405	ELSIE MTSHALI COMBINED	3	27	6	22.2	0	35	5	14.3	5	28	12	42.9
	500132978	5212253	EMKHAMO COMBINED	1	30	4	13.3	10	30	6	20.0	15	18	12	66.7
	500137233	5212338	ENHLOPHENI H	1	10	5	50.0	0	21	11	52.4	1	31	5	16.1
	500138972	5212121	ENYANYENI S	3	17	1	5.9	1	19	8	42.1	2	30	8	26.7
	500139749	5212210	ESETHU H	1	37	11	29.7	0	37	13	35.1	8	59	21	35.6
	500140637	5212304	ESIKHUMBUZWENI S	1	59	41	69.5	0	49	34	69.4	15	68	44	64.7
	500141636	5212406	ESOKHENI H	3	35	26	74.3	0	56	19	33.9	4	80	29	36.3
	500311910	5212105	ETHANGENI COMBINED	5	67	44	65.7	2	96	50	52.1	12	80	41	51.3
	500145891	5212211	FUNDOKUHLE H	1	86	33	38.4	1	115	12	10.4	56	74	15	20.3
	500146113	5212305	FUNULWAZI S	1	5	4	80.0	0	17	5	29.4	3	14	3	21.4

District Name	EMIS No	Centre No	Centre Name	Quintile	2014			2015			2016				
					Wrote	Achieved	% Achieved	No Progressed	Wrote	Achieved	% Achieved	No Progressed	Wrote	Achieved	% Achieved
UMZINYATHI	500147741	5212407	GCOTOI H	1	43	28	65.1	0	70	32	45.7	12	105	49	46.7
	500151145	5212106	GORDON MEMORIAL H	1	67	15	22.4	0	81	19	23.5	0	24	4	16.7
	500151922	5212408	GREYTOWN H	4	88	82	93.2	0	96	95	99.0	1	76	76	100.0
	500152033	5212409	GREYTOWN S	4	117	98	83.8	11	217	141	65.0	0	150	130	86.7
	500154808	5212410	HERMANNSBURG COMBINED	3	48	23	47.9	1	62	20	32.3	0	37	33	89.2
	500157546	5212306	HLUBI H	1	56	41	73.2	0	68	45	66.2	30	55	43	78.2
	500159174	5212339	HWANQANA COMBINED	1	21	7	33.3	0	34	5	14.7	9	38	8	21.1
	500159396	5212307	IDLAMADODA S	1	47	32	68.1	8	46	29	63.0	21	38	27	71.1
	500162541	5212239	INDLOZANA H	1	65	20	30.8	0	50	25	50.0	2	57	24	42.1
	500170940	5212212	JAJILE H	1	61	43	70.5	1	62	29	46.8	0	36	19	52.8
	500170977	5212340	JAMA S	1	46	15	32.6	26	97	15	15.5	20	40	20	50.0
	500304584	5212341	KLWANA P	1	71	49	69.0	0	130	102	78.5	13	163	139	85.3
	500177600	5212332	KUFANELESIBONGE JS	1	65	27	41.5	0	43	28	65.1	16	55	49	89.1
	500182114	5212213	KWADUNGE H	1	74	22	29.7	0	71	30	42.3	8	35	25	71.4
	500184112	5212240	KWAZENZELE H	1	41	8	19.5	0	50	9	18.0	5	46	10	21.7
	500185444	5212333	LANGAZELA S	2	105	66	62.9	41	186	106	57.0	31	221	119	53.8
	500158888	5212308	LENEHA TUMISI S	2	77	62	80.5	5	176	93	52.8	60	87	81	93.1
	500186295	5212107	LEWIS P	1	67	55	82.1	0	93	70	75.3	10	55	46	83.6
	500305250	5212241	LOBETHAL INDEPENDANT	99	10	9	90.0	0	10	7	70.0	0	12	12	100.0
	500415029	5212242	MABASO S	1	71	33	46.5	10	96	36	37.5	43	58	48	82.8
	500190217	5212214	MABIZELA H	1	65	65	100.0	0	103	30	29.1	22	52	33	63.5
	500327004	5212108	MACEBA S	1	96	91	94.8	0	142	138	97.2	3	137	132	96.4
	500446664	5212215	MACINGWANE S	1	21	9	42.9	0	32	14	43.8	11	55	22	40.0
	500191401	5212216	MADUDULA H	1	61	33	54.1	0	102	58	56.9	2	84	44	52.4
	500447219	5212252	MAFEMFUNDO S	1	44	16	36.4	4	40	14	35.0	7	26	19	73.1
	500415066	5212217	MAHLOKOHLOKO S	1	38	3	7.9	0	49	2	4.1	9	30	1	3.3
	500194546	5212411	MAKHEDAMA H	1	84	62	73.8	0	108	57	52.8	9	98	57	58.2
	500194694	5212412	MAKHOSONKE S	2	18	7	38.9	0	38	12	31.6	11	19	5	26.3
	500196692	5212309	MANGENI S	1	19	14	73.7	0	60	23	38.3	9	31	21	67.7
	500338180	5212109	MANQOBA S	2	44	29	65.9	2	75	25	33.3	21	40	23	57.5
	500198764	5212413	MAQHINGA MEMORIAL H	2	39	25	64.1	0	54	14	25.9	3	41	26	63.4
	500200429	5212414	MASHINGIZELA H	1	38	17	44.7	3	59	28	47.5	14	41	17	41.5
	500325783	5212310	MATHUKULULA S	2	30	23	76.7	0	27	21	77.8	3	36	31	86.1
	500202834	5212218	MAWELE H	1	33	22	66.7	17	69	45	65.2	46	33	31	93.9
	500202871	5212110	MAWENI H	1	15	9	60.0	0	23	0	0.0	0	24	2	8.3
	500303733	5212219	MBOMVU P	1	60	26	43.3	0	87	28	32.2	10	67	25	37.3
	500206386	5212311	MDONSWA H	1	45	12	26.7	1	41	15	36.6	10	63	17	27.0
	500209272	5212312	MGAZI S	2	95	58	61.1	49	95	40	42.1	0	84	69	82.1
	500209457	5212313	MGIDLA H	2	62	27	43.5	30	200	33	16.5	2	93	36	38.7
	500209901	5212415	MGWEMPISI COMBINED	1	46	35	76.1	0	31	6	19.4	3	36	10	27.8

District Name	EMIS No	Centre No	Centre Name	Quintile	2014			2015			2016				
					Wrote	Achieved	% Achieved	No Progressed	Wrote	Achieved	% Achieved	No Progressed	Wrote	Achieved	% Achieved
UMZINYATHI	500440718	5212335	MHAYISE S S	3	23	7	30.4	0	40	17	42.5	1	27	20	74.1
	500210234	5212221	MHLAKOTHI H	1	32	13	40.6	2	53	20	37.7	2	68	37	54.4
	500210382	5212222	MHLANGEZULU S	1	48	17	35.4	0	55	17	30.9	2	31	17	54.8
	500189551	5212111	ML SULTAN GLENCOE S	4	58	52	89.7	1	86	64	74.4	1	57	36	63.2
	500212602	5212112	MLANDOWETHU S	1	49	27	55.1	0	52	34	65.4	4	42	25	59.5
	500215377	5212416	MOUNT ERNESTINA COMBINED	2	83	56	67.5	0	87	40	46.0	19	53	51	96.2
	500216746	5212223	MPIKAYIZEKANYE S	1	101	44	43.6	0	70	1	1.4	6	60	5	8.3
	500217671	5212224	MQAMATHI H	1	70	4	5.7	0	79	9	11.4	2	67	29	43.3
	500337921	5212225	MSIMBITHI S	1	30	10	33.3	0	29	16	55.2	12	30	15	50.0
	500218596	5212314	MSIMBU S	1	70	36	51.4	0	89	47	52.8	0	66	36	54.5
	500218670	5212226	MSINGA H	2	56	18	32.1	0	77	35	45.5	6	86	30	34.9
	500322233	5212243	MTHALENI S	1	41	2	4.9	0	59	4	6.8	9	12	4	33.3
	500220409	5212417	MUDEN COMBINED	2	35	25	71.4	0	81	40	49.4	49	39	34	87.2
	500220668	5212244	MUNTU H	1	36	14	38.9	0	43	19	44.2	14	30	25	83.3
	500339475	5212418	MUNTUKABONI S	1	18	5	27.8	0	30	10	33.3	5	12	5	41.7
	500222074	5212315	MZILANKATHA S		20	9	45.0	0	30	6	20.0	0	35	6	17.1
	500222592	5212419	MZONIWE JS	2	15	12	80.0	0	22	0	0.0	9	8	3	37.5
	500225256	5212316	NDLANGAMANDLA S	3	64	52	81.3	53	154	104	67.5	48	28	23	82.1
	500225367	5212420	NDLOLOTHI S	3	23	4	17.4	1	27	8	29.6	6	17	4	23.5
	500229178	5212342	NGWANE JS	1	38	26	68.4	1	35	22	62.9	54	54	27	50.0
	500229696	5212317	NHLALAKAHLE S	1	56	23	41.1	1	84	48	57.1	23	48	35	72.9
	500303659	5212113	NKONZA S	1	10	10	100.0	0	29	4	13.8	8	6	6	100.0
	500233914	5212227	NOGIDA H	1	48	18	37.5	0	70	40	57.1	0	41	30	73.2
	500235394	5212318	NOMDUMO H	1	71	35	49.3	3	78	5	6.4	17	90	23	25.6
	500239131	5212319	NTALANTALA S	1	74	36	48.6	3	84	49	58.3	25	83	55	66.3
	500241943	5212228	NYONIYEZWE H	1	67	41	61.2	10	62	29	46.8	6	78	42	53.8
	500244237	5212421	OPHOFINI S	1	37	3	8.1	0	55	8	14.5	7	59	14	23.7
	500334110	5212229	PANO JS	1	44	12	27.3	0	64	7	10.9	2	53	14	26.4
	500247345	5212320	PHAKATHWAYO S	1	53	35	66.0	0	75	31	41.3	5	35	28	80.0
	500247974	5212114	PHATHIZWE H	1	33	23	69.7	0	47	28	59.6	10	32	23	71.9
	500440670	5212254	PHUMELELA S	1	24	7	29.2	0	20	4	20.0	19	9	8	88.9
	500249935	5212321	PHUMULANI S	3	82	43	52.4	27	107	54	50.5	11	105	70	66.7
	500309098	5212334	QHOBOS JS	1	13	11	84.6	0	32	23	71.9	26	26	24	92.3
	500253191	5212422	QHUBINYATHI S	2	9	8	88.9	0	13	0	0.0	1	14	8	57.1
	500257557	5212230	SAKHISENI H	1	78	41	52.6	0	102	64	62.7	51	94	61	64.9
	500446960	5212231	SAKHISIZWE S	1	16	2	12.5	0	25	4	16.0	2	18	5	27.8
	500258741	5212115	SAREL CILLIERS S	4	131	121	92.4	0	171	141	82.5	4	158	120	75.9
	500259962	5212116	SEBENZAKUSAKHANYA S	4	72	32	44.4	0	94	31	33.0	39	122	40	32.8
	500262182	5212117	SHIYANE S	1	59	25	42.4	0	63	37	58.7	25	42	31	73.8
	500263810	5212343	SICELIMFUNDO COMBINED	1	37	20	54.1	3	68	43	63.2	13	104	77	74.0



District Name	EMIS No	Centre No	Centre Name	Quintile	2014			2015			2016				
					Wrote	Achieved	% Achieved	No Progressed	Wrote	Achieved	% Achieved	No Progressed	Wrote	Achieved	% Achieved
UMZINYATHI	500308765	5212322	SIHAYO H	2	106	102	96.2	0	107	88	82.2	16	121	80	66.1
	500341584	5212423	SIPHAKEME COMBINED	2	48	29	60.4	0	72	49	68.1	6	71	44	62.0
	500447293	5212232	SIYABONGA S	1	39	12	30.8	0	47	6	12.8	23	33	15	45.5
	500339808	5212323	SIYANDA S	2	78	51	65.4	2	87	59	67.8	12	76	43	56.6
	500272949	5212233	SOMASHI H	1	70	41	58.6	0	93	66	71.0	10	52	42	80.8
	500274688	5212119	SPRINGLAKE H	2	59	52	88.1	0	101	88	87.1	40	51	42	82.4
	500280090	5212120	THALANA S	3	92	53	57.6	0	133	59	44.4	7	94	58	61.7
	500281311	5212246	THEMANE P	1	24	6	25.0	30	29	3	10.3	1	20	6	30.0
	500323306	5212324	THEMBUNYAWO S	2	1	0	0.0	7	47	5	10.6	4	27	11	40.7
	500446738	5212234	THUTHUKANI SS	1	21	15	71.4	0	21	4	19.0	6	24	8	33.3
	500321271	5212325	UBONGUMENZI S	3	149	120	80.5	0	123	107	87.0	3	113	100	88.5
	500286602	5212326	UKUPHUMULA S	1	16	15	93.8	1	49	39	79.6	9	27	27	100.0
	500287120	5212247	UMBONJE H	1	66	49	74.2	1	119	55	46.2	11	93	61	65.6
	500289303	5212424	UMVOTI H	1	125	8	6.4	1	139	20	14.4	16	61	25	41.0
	500290339	5212235	USIZO H	1	21	4	19.0	4	33	9	27.3	7	28	3	10.7
	500291375	5212327	VELAPHANSI S	1	13	6	46.2	0	25	7	28.0	5	35	10	28.6
	500291412	5212236	VELAPHI H	1	12	1	8.3	0	17	3	17.6	1	10	4	40.0
	500296037	5212328	WETSIE S	1	26	5	19.2	5	39	7	17.9	7	24	16	66.7
	500299034	5212329	ZAMOKWAKHE S	1	19	12	63.2	0	41	15	36.6	9	47	28	59.6
	500309417	5212330	ZICOLE S	3	99	57	57.6	0	99	58	58.6	20	93	54	58.1
	500282865	5212237	ZIMISELENI JS	1	31	20	64.5	0	41	13	31.7	13	33	7	21.2
	500300477	5212331	ZINDLALELE S	1	74	52	70.3	0	66	49	74.2	10	73	47	64.4
	500301106	5212248	ZOMBANE H	1	44	14	31.8	28	54	16	29.6	22	59	34	57.6
500301217	5212249	ZONYAMA H	1	30	3	10.0	0	32	11	34.4	2	32	5	15.6	
500301920	5212238	ZWELINJANI S	1	3	0	0.0	1	53	1	1.9	5	44	6	13.6	
UTHUKELA	500100233	5211201	ABANTUNGWA H	3	59	31	52.5	0	68	25	36.8	2	71	50	70.4
	500101491	5211202	AM AHLUBI S	3	127	102	80.3	12	191	106	55.5	47	115	90	78.3
	500102083	5211101	AMANGWANE H	2	114	109	95.6	0	134	123	91.8	6	113	95	84.1
	500102379	5211102	AMAPHISI H	3	47	44	93.6	0	67	54	80.6	6	73	57	78.1
	500103008	5211103	AMAZIZI H	2	24	10	41.7	0	21	14	66.7	2	25	22	88.0
	500105043	5211104	BAMBAZI H	1	130	54	41.5	0	107	42	39.3	32	90	35	38.9
	500107966	5211301	BANDE H	1	81	66	81.5	0	114	67	58.8	105	121	47	38.8
	500105228	5211105	BANGANI H	2	115	56	48.7	1	75	39	52.0	29	82	37	45.1
	500108151	5211302	BHEKABATHEMBU S	1	21	16	76.2	0	72	8	11.1	14	14	10	71.4
	500108484	5211203	BHEKATHINA H	2	113	101	89.4	32	102	85	83.3	0	85	69	81.2
	500108854	5211303	BHEKINTUTHUKO S	3	71	59	83.1	5	107	89	83.2	4	121	90	74.4
	500109224	5211235	BHEKUNDI S	3	48	12	25.0	0	52	19	36.5	40	30	12	40.0
	500444370	5211432	BHEVU H		39	29	74.4	0	76	51	67.1	41	49	42	85.7
	500109927	5211204	BHUNGANE H	2	23	21	91.3	3	43	17	39.5	21	42	18	42.9
	500111555	5211205	BONOKUHLE H	2	175	92	52.6	3	164	47	28.7	29	90	54	60.0
	500324453	5211206	CELUKUPHIWA P	3	82	32	39.0	52	92	29	31.5	14	60	43	71.7



District Name	EMIS No	Centre No	Centre Name	Quintile	2014			2015			2016				
					Wrote	Achieved	% Achieved	No Progressed	Wrote	Achieved	% Achieved	No Progressed	Wrote	Achieved	% Achieved
UTHUKELA	500117586	5211207	COLENZO COMBINED	3	49	28	57.1	0	49	42	85.7	24	64	44	68.8
	500499907	5211237	DARUL HIKMA ISLAMIC	99	23	17	73.9	0	15	15	100.0	2	27	25	92.6
	500123395	5211208	DRAKENSBERG COMPREHENSIVE H	3	119	81	68.1	0	116	85	73.3	0	80	68	85.0
	500123469	5211209	DRAKENSBERG S	4	163	145	89.0	0	177	159	89.8	16	153	146	95.4
	500124505	5211304	DUMISA PUBLIC S	1	20	15	75.0	4	42	12	28.6	5	37	23	62.2
	500134976	5211305	EKUKHULENI H	4	158	112	70.9	25	252	133	52.8	53	169	95	56.2
	500129389	5211106	EKWALUSENI H	3	46	41	89.1	0	104	45	43.3	28	44	40	90.9
	500129981	5211306	EMABHEKAZI COMBINED	2	39	39	100.0	0	91	28	30.8	0	95	54	56.8
	500131979	5211307	EMBIZENI H	1	119	68	57.1	22	108	63	58.3	25	86	73	84.9
	500132830	5211402	EMHLWANENI H	3	144	144	100.0	0	163	163	100.0	0	158	158	100.0
	500134939	5211210	EMTHONJENIWOLWAZI S	3	81	40	49.4	0	56	50	89.3	15	69	52	75.4
	500135161	5211211	EMTSHEZI H	3	38	30	78.9	5	184	26	14.1	1	149	47	31.5
	500135827	5211308	ENDAKANE H	3	82	48	58.5	0	64	32	50.0	15	101	60	59.4
	500136641	5211309	ENGQONDWENI H	2	56	45	80.4	0	43	30	69.8	8	53	34	64.2
	500340178	5211233	ENKOMOKAZINI TECHNICAL H	3	35	28	80.0	0	31	20	64.5	20	39	34	87.2
	500138528	5211403	ENTONJENI H	2	76	35	46.1	0	81	52	64.2	0	73	41	56.2
	500141710	5211212	ESTCOURT H	4	122	116	95.1	4	119	115	96.6	1	102	97	95.1
	500141858	5211213	ESTCOURT S	4	108	91	84.3	1	131	106	80.9	1	96	89	92.7
	500141821	5211214	ESTCOURT SS	3	201	122	60.7	0	197	137	69.5	21	206	121	58.7
	500143042	5211310	EZAKHENI H	5	99	36	36.4	0	94	44	46.8	4	140	42	30.0
	500147075	5211238	GANNAHOEK INTERMEDIATE	1	33	8	24.2	0	41	20	48.8	2	26	18	69.2
	500445887	5211241	GOODHOME S		27	27	100.0	0	36	21	58.3	8	30	21	70.0
	500154031	5211404	HARVEST COMBINED	99	55	55	100.0	0	50	50	100.0	0	42	41	97.6
	500303955	5211215	HLABANE H	1	36	23	63.9	21	79	21	26.6	18	52	25	48.1
	500156547	5211216	HLATHIKHULU H	2	31	29	93.5	0	48	32	66.7	25	73	57	78.1
	500334480	5211405	HLOPHE S	3	17	17	100.0	0	25	12	48.0	2	16	9	56.3
	500158841	5211107	HOYE S	2	36	36	100.0	0	65	57	87.7	9	124	103	83.1
	500161246	5211311	IMPOLWANE S	3	70	37	52.9	5	105	35	33.3	4	69	32	46.4
	500162060	5211312	INCINJANA S	3	39	15	38.5	0	27	10	37.0	3	29	6	20.7
	500163614	5211406	INGULA H	3	110	98	89.1	0	155	135	87.1	0	147	128	87.1
	500304029	5211217	INJESUTHI H	1	59	45	76.3	0	66	34	51.5	11	37	34	91.9
	500166056	5211313	INTANDOYESIZWE H	3	50	50	100.0	0	154	127	82.5	14	141	135	95.7
	500167573	5211108	ISIBUKO H	1	45	42	93.3	1	40	28	70.0	14	37	33	89.2
	500322418	5211407	ISLAMIC EDUCATIONAL CENTRE	99	18	18	100.0	0	20	20	100.0	0	11	11	100.0
	500171384	5211314	JOBE SS	1	3	3	100.0	0	33	4	12.1	1	37	16	43.2
	500173234	5211218	KHANDIMFUNDO S	3	167	45	26.9	18	90	24	26.7	31	53	13	24.5
	500442964	5211234	KHULANGOLWAZI H	3	7	6	85.7	0	7	1	14.3	4	4	4	100.0
	500176490	5211408	KLIPRIVER H	5	162	154	95.1	0	106	99	93.4	11	147	137	93.2

District Name	EMIS No	Centre No	Centre Name	Quintile	2014			2015			2016				
					Wrote	Achieved	% Achieved	No Progressed	Wrote	Achieved	% Achieved	No Progressed	Wrote	Achieved	% Achieved
UTHUKELA	500179228	5211219	KWADLAMINI H	2	23	14	60.9	23	55	14	25.5	38	44	5	11.4
	500182669	5211109	KWANTATSHANA PUBLIC S	3	41	28	68.3	0	49	32	65.3	5	50	28	56.0
	500182965	5211409	KWAPHAYIKENI H	2	66	51	77.3	0	77	60	77.9	5	76	62	81.6
	500183039	5211410	KWAPHINDAVELE COMBINED	3	11	7	63.6	0	24	14	58.3	11	10	1	10.0
	500184815	5211411	LADYSMITH H	5	168	163	97.0	0	172	172	100.0	0	168	167	99.4
	500184852	5211412	LADYSMITH S	5	152	147	96.7	0	196	175	89.3	48	55	51	92.7
	500186517	5211315	LIMEHILL H	3	83	81	97.6	0	89	86	96.6	37	102	97	95.1
	500187479	5211316	LOKOTHWAYO COMBINED	1	66	43	65.2	13	149	43	28.9	38	64	22	34.4
	500191142	5211413	MADILIKA COMBINED	3	34	32	94.1	2	45	28	62.2	0	31	22	71.0
	500191771	5211110	MAFU H	2	101	45	44.6	0	106	25	23.6	16	60	26	43.3
	500192844	5211414	MAGWABABA H	3	48	41	85.4	0	69	41	59.4	11	56	45	80.4
	500338809	5211317	MANDLAKHE S	1	10	9	90.0	0	24	7	29.2	12	8	7	87.5
	500196618	5211415	MANGCENGEZA H	3	34	23	67.6	0	30	20	66.7	8	36	25	69.4
	500197099	5211318	MANKAYANA H	1	10	10	100.0	0	24	6	25.0	12	12	1	8.3
	500198949	5211111	MAQOQA S	2	27	16	59.3	0	36	18	50.0	4	25	19	76.0
	500334369	5211416	MASHOBANE S	3	15	12	80.0	6	9	9	100.0	1	10	9	90.0
	500324305	5211417	MASOYI S	3	39	38	97.4	0	35	34	97.1	4	29	29	100.0
	500202538	5211112	MAVUMBUKA H	1	47	45	95.7	0	59	49	83.1	0	66	44	66.7
	500206904	5211113	MEADOWSWEET COMBINED	3	30	30	100.0	0	58	47	81.0	3	63	62	98.4
	500324194	5211418	MHLANGANYELWA COMBINED	3	15	9	60.0	0	15	15	100.0	10	27	25	92.6
	500414770	5211114	MHLWAZINI S	1	44	30	68.2	54	54	42	77.8	10	52	37	71.2
	500210715	5211220	MHUBHENI H	3	48	43	89.6	0	45	13	28.9	8	34	16	47.1
	500414807	5211222	MPUMELELO H	1	77	71	92.2	41	114	77	67.5	29	73	62	84.9
	500217782	5211115	MQEDANDABA H	1	98	86	87.8	2	120	84	70.0	7	91	69	75.8
	500340141	5211236	MTHANIYA COMBINED	1	48	38	79.2	0	21	13	61.9	51	17	10	58.8
	500219040	5211116	MTHENDE H	1	69	20	29.0	0	110	26	23.6	13	74	22	29.7
	500324490	5211319	MZIMELA H	1	34	34	100.0	16	66	65	98.5	9	92	79	85.9
	500223702	5211320	NCINJANE S	3	62	47	75.8	45	50	34	68.0	2	88	60	68.2
	500224516	5211420	NDALELA H	3	98	76	77.6	0	121	78	64.5	15	90	56	62.2
	500226292	5211321	NETHEZEKA H	1	11	10	90.9	0	17	12	70.6	12	32	9	28.1
	500227772	5211117	NGCONGCOSI H	2	53	24	45.3	1	64	15	23.4	25	40	26	65.0
	500227994	5211223	NGIBONGELENI H	3	86	58	67.4	13	136	50	36.8	29	91	61	67.0
	500228660	5211322	NGOZA S	2	23	18	78.3	0	61	24	39.3	7	65	21	32.3
	500492544	5211133	NHLOKWANE S	3				0	20	7	35.0	9	18	10	55.6
	500303992	5211224	NJEZA S	1	43	23	53.5	21	60	24	40.0	12	27	12	44.4
	500233581	5211118	NOBOMI S	2	28	27	96.4	9	65	45	69.2	3	42	19	45.2
	500237429	5211119	NQOBILE COMBINED	1	21	14	66.7	0	29	22	75.9	9	57	33	57.9
	500238056	5211323	NSIKAYEZWWE COMBINED	1	29	14	48.3	28	51	22	43.1	9	28	21	75.0

District Name	EMIS No	Centre No	Centre Name	Quintile	2014			2015			2016				
					Wrote	Achieved	% Achieved	No Progressed	Wrote	Achieved	% Achieved	No Progressed	Wrote	Achieved	% Achieved
UTHUKELA	500327746	5211421	NTABABUSUKU JS	2	32	17	53.1	0	18	10	55.6	3	19	18	94.7
	500239538	5211120	NTATHAKUSA S	3	88	79	89.8	2	125	94	75.2	15	139	118	84.9
	500248899	5211324	PHINDOKUHLE H	3	18	13	72.2	5	39	17	43.6	3	17	6	35.3
	500249565	5211325	PHOWENI S	3	24	14	58.3	0	19	8	42.1	4	27	10	37.0
	500444962	5211242	PHUTHINI S		16	2	12.5	0	40	19	47.5	22	29	26	89.7
	500327191	5211121	POTSHINI H	3	23	21	91.3	0	22	21	95.5	13	14	10	71.4
	500252932	5211122	QHOZO H	1	95	83	87.4	28	114	61	53.5	18	39	23	59.0
	500253820	5211326	QOPHINDLELA S	4	100	79	79.0	0	97	58	59.8	16	84	57	67.9
	500257298	5211327	SAHLUMBE H	1	63	50	79.4	0	96	72	75.0	6	151	90	59.6
	500257409	5211328	SAKHELWE H	3	212	176	83.0	0	205	160	78.0	99	210	140	66.7
	500263847	5211422	SICELOKUHLE H	3	75	64	85.3	23	112	75	67.0	95	62	51	82.3
	500263884	5211329	SICELUKUKHANYA H	4	104	89	85.6	0	80	68	85.0	26	93	88	94.6
	500264624	5211330	SIGWEJE H	3	75	66	88.0	31	132	69	52.3	26	176	93	52.8
	500265586	5211423	SILINDOKUHLE S	3	60	48	80.0	3	138	58	42.0	27	112	76	67.9
	500334332	5211331	SILOKOZA S	1	33	28	84.8	0	133	17	12.8	9	62	22	35.5
	500267510	5211332	SIPHIMFUNDO S	1	87	57	65.5	0	138	48	34.8	22	169	63	37.3
	500267658	5211225	SIPHOKUHLE H	3	37	13	35.1	12	30	12	40.0	5	14	8	57.1
	500268176	5211226	SIRAATUL HAQ ISLAMIC	99	23	23	100.0	0	13	13	100.0	0	19	19	100.0
	500269212	5211335	SIVUKILE HIGH SCHOOL	1								11	111	59	53.2
	500270840	5211424	SIZAKAHLE PUBLIC S (Ladysmith)	3	119	77	64.7	0	178	140	78.7	22	120	97	80.8
	500271321	5211227	SIZATHINA H	1	49	48	98.0	13	75	61	81.3	25	61	54	88.5
	500272431	5211228	SOBABILI H	2	50	45	90.0	0	54	30	55.6	13	62	22	35.5
	500272727	5211123	SOKESIMBONE H	1	50	36	72.0	0	34	9	26.5	1	46	27	58.7
	500277759	5211425	STEADVILLE S	5	107	100	93.5	5	165	152	92.1	16	119	117	98.3
	500279350	5211124	TABHANE S	2	148	91	61.5	17	185	108	58.4	18	172	115	66.9
	500303548	5211426	TATANE S	2	28	13	46.4	0	26	21	80.8	2	20	10	50.0
	500334591	5211229	TATAZELA S	3	63	37	58.7	0	99	57	57.6	28	57	51	89.5
	500281496	5211239	THEMBALIHLE COMBINED	2	76	8	10.5	0	41	18	43.9	4	42	30	71.4
	500281644	5211427	THEMBELA H	2	75	65	86.7	0	56	44	78.6	47	98	31	31.6
	500334221	5211125	THINTWA S	2	21	13	61.9	11	32	7	21.9	5	13	5	38.5
	500282236	5211126	THOKOZA H	3	69	46	66.7	2	82	46	56.1	7	69	47	68.1
	500282754	5211127	THOLITHEMBA H	2	101	71	70.3	0	127	83	65.4	103	109	94	86.2
	500284974	5211128	TSHANIBEZWE H	2	59	55	93.2	0	130	65	50.0	2	106	63	59.4
	500327228	5211129	UBULINGA S	2	111	77	69.4	0	167	103	61.7	60	100	69	69.0
	500286343	5211130	UKHAHLAMBA H	2	34	34	100.0	0	22	22	100.0	3	27	27	100.0
	500286380	5211131	UKHALI H	1	22	18	81.8	3	67	23	34.3	10	76	55	72.4
	500286861	5211333	UMBANGO S	3	97	84	86.6	3	100	91	91.0	8	102	68	66.7
	500290635	5211428	UXOLO NOKUZWANA S	3	15	15	100.0	12	27	15	55.6	9	16	14	87.5
	500293151	5211230	VUKASEKUSILE S	3	71	38	53.5	0	82	30	36.6	2	90	67	74.4
	500490213	5211134	VUMA H	3				0	24	4	16.7	8	20	3	15.0

District Name	EMIS No	Centre No	Centre Name	Quintile	2014			2015			2016				
					Wrote	Achieved	% Achieved	No Progressed	Wrote	Achieved	% Achieved	No Progressed	Wrote	Achieved	% Achieved
UTHUKELA	500295001	5211231	WEENEN COMBINED	2	95	52	54.7	0	135	72	53.3	65	128	69	53.9
	500295371	5211232	WEMBEZI S	3	111	69	62.2	0	142	59	41.5	81	183	43	23.5
	500295593	5211429	WESSELSNEK COMBINED	3	13	6	46.2	0	24	7	29.2	2	17	4	23.5
	500296444	5211430	WINDSOR S	5	152	139	91.4	2	154	148	96.1	26	181	155	85.6
	500299293	5211431	ZANKOSHENI H	2	29	20	69.0	0	14	13	92.9	0	23	20	87.0
	500300107	5211334	ZIKODE H	1	19	14	73.7	0	28	20	71.4	6	12	9	75.0
UTHUNGULU	500101306	5113238	AMABUYE S		50	12	24.0	0	77	27	35.1	4	79	30	38.0
	500102120	5113401	AMANGWE H	3	56	35	62.5	2	81	40	49.4	38	26	23	88.5
	500102453	5113301	AMAPHUTHU H	1	85	16	18.8	0	43	15	34.9	1	23	13	56.5
	500308876	5113302	AMAZONDI JS	1	58	26	44.8	0	63	19	30.2	2	101	19	18.8
	500319902	5113402	AQUADENE S	5	142	97	68.3	1	107	70	65.4	4	157	134	85.4
	500104747	5113101	BAGIBILE H	2	62	56	90.3	1	69	52	75.4	15	45	38	84.4
	500104969	5113403	BALONDO H	3	36	15	41.7	0	63	15	23.8	8	32	18	56.3
	500342250	5113102	BATSHAZWAYO S	1	24	4	16.7	0	23	3	13.0	0	10	1	10.0
	500338772	5113103	BHAMU H	2	29	7	24.1	1	12	6	50.0	0	13	10	76.9
	500108521	5113104	BHEKESHOWE H	2	59	46	78.0	0	67	29	43.3	34	81	43	53.1
	500108595	5113405	BHEKIKUSASA H	2	40	35	87.5	0	48	42	87.5	13	53	50	94.3
	500306582	5113406	BHEKUKWAZI S	2	27	27	100.0	0	69	13	18.8	20	42	20	47.6
	500109557	5113303	BHILIBANA JS	1	55	6	10.9	2	84	7	8.3	0	19	8	42.1
	500109964	5113304	BHUQWINI H	1	47	12	25.5	0	61	20	32.8	3	52	30	57.7
	500492988	5113477	BIRDSVIEW ACADEMY		24	24	100.0	0	20	20	100.0	0	20	20	100.0
	500448514	5113478	BIRDSWOOD S					0	59	58	98.3	7	113	94	83.2
	500110371	5113305	BIZIMALI H	1	294	212	72.1	1	422	332	78.7	9	453	394	87.0
	500115033	5113407	CEBISA H	2	54	20	37.0	0	32	22	68.8	5	59	20	33.9
	500121952	5113201	DLAMVUZO SS	5	88	62	70.5	0	120	63	52.5	89	126	46	36.5
	500121989	5113202	DLANGEZWA H	4	139	105	75.5	0	136	85	62.5	3	191	115	60.2
	500122026	5113408	DLEMUDLEMU S	2	52	43	82.7	0	66	54	81.8	8	89	69	77.5
	500122655	5113409	DONDOTHA H	3	67	17	25.4	0	71	19	26.8	44	43	20	46.5
	500123099	5113410	DOVER COMBINED	3	73	44	60.3	0	99	69	69.7	7	82	58	70.7
	500256965	5113306	DR SJ BALOYI	2	76	23	30.3	0	131	69	52.7	28	182	98	53.8
	500124172	5113411	DUMANIKAHLE H	2	79	63	79.7	68	101	47	46.5	42	119	61	51.3
	500128834	5113412	EKUPHELENI S	3	106	78	73.6	21	136	89	65.4	33	114	100	87.7
	500129648	5113413	ELANGENI S	1	51	23	45.1	0	63	53	84.1	6	79	65	82.3
	500319310	5113414	EMKHAYIDENI TECHNICAL H	3	98	57	58.2	0	133	104	78.2	19	110	86	78.2
	500133681	5113415	EMONDINI H	3	112	105	93.8	0	190	43	22.6	0	143	44	30.8
	500133755	5113203	EMOYENI H	3	59	16	27.1	0	67	27	40.3	3	51	15	29.4
	500133866	5113416	EMPANGENI H	5	224	220	98.2	0	201	193	96.0	1	205	195	95.1
	500135050	5113308	EMTHUNGWENI H	1	52	23	44.2	0	85	6	7.1	3	84	11	13.1
	500135679	5113417	ENCUTSHINI H	2				0	29	8	27.6	16	15	7	46.7
	500136974	5113418	ENHLANGWINI S	2	57	12	21.1	0	40	25	62.5	3	57	33	57.9

District Name	EMIS No	Centre No	Centre Name	Quintile	2014			2015			2016				
					Wrote	Achieved	% Achieved	No Progressed	Wrote	Achieved	% Achieved	No Progressed	Wrote	Achieved	% Achieved
UTHUNGULU	500138343	5113419	ENTE MBENI H	2	32	17	53.1	3	76	25	32.9	0	46	17	37.0
	500139823	5113105	ESHOWE H	5	121	120	99.2	0	133	132	99.2	0	108	108	100.0
	500143005	5113204	EZAKHELENI H	1	68	56	82.4	0	102	91	89.2	3	142	115	81.0
	500143264	5113420	EZIGQIZWENI H	1	41	21	51.2	5	57	18	31.6	14	46	35	76.1
	500143856	5113421	EZWENILETHU S	2	30	22	73.3	0	35	14	40.0	13	21	20	95.2
	500320235	5113106	GALA H	1	13	4	30.8	0	17	3	17.6	6	28	4	14.3
	500147223	5113107	GAWOZI S	3	118	69	58.5	0	183	75	41.0	1	106	82	77.4
	500306656	5113108	GCWALULWAZI H	4	143	126	88.1	1	162	136	84.0	0	186	136	73.1
	500148703	5113422	GIJIMANA SS	2	28	27	96.4	0	51	21	41.2	61	64	31	48.4
	500150442	5113309	GODIDE H	1	31	9	29.0	1	70	26	37.1	15	86	42	48.8
	500153729	5113310	GOLOZELA S	1	122	27	22.1	1	184	81	44.0	36	191	85	44.5
	500151367	5113109	GQOKINSIMBI JS	2	110	103	93.6	0	122	115	94.3	11	128	117	91.4
	500151404	5113423	GQOKUBUKHOSI S	1	15	13	86.7	1	24	9	37.5	3	15	7	46.7
	500317867	5113110	GWEBUSHE JS	2	27	14	51.9	1	34	6	17.6	1	41	8	19.5
	500401820	5113476	GWEJOBOMVU JS		85	85	100.0	1	154	129	83.8	45	161	127	78.9
	500320420	5113111	HHASHI S	2	28	17	60.7	0	29	16	55.2	0	27	15	55.6
	500156029	5113205	HLAKANIPHANI S	3	89	38	42.7	0	52	21	40.4	41	70	34	48.6
	500156214	5113206	HLAMVANA S	5	201	77	38.3	0	213	95	44.6	61	151	110	72.8
	500157731	5113424	HLUMA S	3	136	103	75.7	0	128	109	85.2	13	113	98	86.7
	500159655	5113425	IHAWULETHU S	2	76	53	69.7	0	125	45	36.0	3	116	52	44.8
	500319384	5113239	IKHANDLELA JS		207	179	86.5	1	312	187	59.9	227	211	146	69.2
	500161098	5113112	IMPANDE H	2	28	23	82.1	0	44	29	65.9	3	55	41	74.5
	500161986	5113426	INCAPHAYI H	2	36	20	55.6	11	42	21	50.0	3	26	15	57.7
	500164317	5113207	INIWE S	3	17	9	52.9	0	29	22	75.9	2	39	32	82.1
	500319828	5113208	ISANDLWANA S	5	95	82	86.3	0	105	73	69.5	24	99	77	77.8
	500168054	5113209	ISIKHALASENKOSI JS	2	23	3	13.0	0	52	7	13.5	7	26	12	46.2
	500168424	5113427	ISIPHEPELO H	3	68	41	60.3	0	81	43	53.1	19	62	48	77.4
	500234728	5113428	ISULOMPHAKATHI S	2	64	14	21.9	0	98	12	12.2	21	80	37	46.3
	500169497	5113312	ITHALA H	1	61	44	72.1	0	50	39	78.0	9	67	43	64.2
	500171458	5113429	JOHN ROSS COLLEGE	5	225	194	86.2	0	210	169	80.5	4	158	134	84.8
	500306841	5113430	KHANYISELISIZWE H	2	85	19	22.4	1	124	37	29.8	0	99	54	54.5
	500174714	5113431	KHOMBINDLELA H	4	231	197	85.3	12	201	170	84.6	39	251	219	87.3
	500174973	5113210	KHULA H	5	274	181	66.1	5	224	118	52.7	27	154	103	66.9
	500175898	5113313	KING CETSHWAYO S	1	33	21	63.6	0	48	12	25.0	7	46	18	39.1
	500178488	5113432	KWANXUSA H	3	127	65	51.2	0	129	79	61.2	13	141	83	58.9
	500185407	5113433	LANGALIBOMVU H	1	56	33	58.9	0	70	37	52.9	11	46	23	50.0
	500186776	5113434	LINDINKOSI S	3	23	5	21.7	0	15	12	80.0	0	23	18	78.3
	500326782	5113435	LIZWI S	4	117	82	70.1	0	145	94	64.8	45	153	96	62.7
	500188885	5113314	LUSHABA S	1	83	70	84.3	1	82	68	82.9	12	92	82	89.1
	500191882	5113113	MAFUNDA S	1	67	33	49.3	1	105	53	50.5	8	119	45	37.8
500341251	5113114	MAGEMFANE H	1	29	24	82.8	0	75	6	8.0	5	72	8	11.1	



District Name	EMIS No	Centre No	Centre Name	Quintile	2014			2015			2016				
					Wrote	Achieved	% Achieved	No Progressed	Wrote	Achieved	% Achieved	No Progressed	Wrote	Achieved	% Achieved
UTHUNGULU	500192548	5113315	MAGQAMA H	1	39	20	51.3	2	44	14	31.8	10	34	19	55.9
	500306952	5113211	MAJIYA S	2	120	96	80.0	0	127	98	77.2	0	92	67	72.8
	500315573	5113115	MANDLOSUTHU S	2	14	10	71.4	0	24	6	25.0	3	15	1	6.7
	500197284	5113436	MANQAMU H	2	123	90	73.2	0	144	72	50.0	16	154	82	53.2
	500197617	5113116	MANXELE S	2				0	27	0	0.0	11	24	5	20.8
	500198172	5113437	MANZIMHLOPHE H	2	69	34	49.3	0	89	31	34.8	10	57	31	54.4
	500200059	5113438	MASAKHANE H	3	89	40	44.9	0	82	32	39.0	25	104	34	32.7
	500200207	5113212	MASHANANDANE S	1	75	2	2.7	0	105	21	20.0	17	83	46	55.4
	500200392	5113316	MASHINGA H	1	129	27	20.9	4	108	57	52.8	5	64	32	50.0
	500200725	5113317	MASHUSHU H	1	54	22	40.7	0	39	1	2.6	3	45	15	33.3
	500124283	5113213	MATAMZANA DUBE S	4	137	128	93.4	0	156	92	59.0	103	170	83	48.8
	500311688	5113117	MATHEKU S	3	63	23	36.5	0	100	18	18.0	27	69	34	49.3
	500201761	5113318	MATHOLAMNYAMA S	1	64	53	82.8	0	74	61	82.4	2	115	100	87.0
	500202575	5113118	MAVUMENGWANE H	1	111	68	61.3	0	91	53	58.2	8	122	81	66.4
	500342916	5113319	MBANGAYIYA JS	1	13	10	76.9	0	23	15	65.2	6	52	43	82.7
	500203944	5113320	MBATSHAZWA S	1	29	10	34.5	0	54	13	24.1	9	37	5	13.5
	500204536	5113321	MBIZWE H	2	39	7	17.9	0	53	11	20.8	0	26	6	23.1
	500205202	5113439	MBUSOWABATHETHWA SS	3	74	54	73.0	0	92	69	75.0	50	78	59	75.6
	500205387	5113214	MBUYISENI H	3	38	35	92.1	0	61	48	78.7	0	39	37	94.9
	500205498	5113215	MCABANGO H	3	78	22	28.2	0	72	19	26.4	15	91	21	23.1
	500208125	5113440	MEVAMHLOPHE H	3	97	37	38.1	0	66	58	87.9	25	67	60	89.6
	500320013	5113441	MFANISO S	3	37	1	2.7	0	22	4	18.2	0	26	17	65.4
	500209420	5113442	MGEZENI H	2	246	239	97.2	0	287	270	94.1	0	459	417	90.8
	500209531	5113119	MGITSHWA H	2	72	52	72.2	0	149	81	54.4	90	111	85	76.6
	500210197	5113120	MHLAKAZA H	1				0	20	4	20.0	0	4	2	50.0
	500401894	5113216	MJABULISENI S	1	65	21	32.3	1	114	17	14.9	15	66	35	53.0
	500212084	5113443	MKHOMBISI H	2	105	24	22.9	0	102	25	24.5	15	59	22	37.3
	500212195	5113444	MKHONTO H	2	19	10	52.6	0	24	13	54.2	14	24	17	70.8
	500308913	5113322	MLOYISWA JS	2	32	11	34.4	5	55	25	45.5	5	45	30	66.7
	500307137	5113445	MNINGI H	2	167	164	98.2	19	267	212	79.4	4	265	197	74.3
	500213601	5113323	MNQANDI H	2	56	14	25.0	0	62	21	33.9	14	95	25	26.3
	500213934	5113324	MNYAKANYA H	2	102	45	44.1	1	131	38	29.0	62	110	18	16.4
	500216302	5113446	MPEPHOSE S	2	53	34	64.2	1	86	38	44.2	25	79	20	25.3
	500216339	5113325	MPHALENI S	2	22	1	4.5	0	42	8	19.0	1	22	6	27.3
	500304843	5113326	MPHATHESITHA JS	2	121	61	50.4	5	115	55	47.8	4	98	43	43.9
	500216524	5113327	MPHEMBA H	2	92	73	79.3	0	143	31	21.7	60	137	48	35.0
	500219225	5113328	MTHIYAQHWA S	2	188	121	64.4	0	252	105	41.7	28	236	109	46.2
	500219484	5113141	MTHONGA S	1	15	1	6.7	6	16	2	12.5	0	13	0	0.0
	500303437	5113447	MTHONJANENI H	3	98	36	36.7	0	87	40	46.0	17	72	42	58.3
	500220224	5113217	MTHUNZINI H	2	70	70	100.0	1	77	50	64.9	80	65	51	78.5



District Name	EMIS No	Centre No	Centre Name	Quintile	2014			2015			2016				
					Wrote	Achieved	% Achieved	No Progressed	Wrote	Achieved	% Achieved	No Progressed	Wrote	Achieved	% Achieved
UTHUNGULU	500220594	5113480	MUNDI SECONDARY SCHOOL	3								0	11	9	81.8
	500213786	5113218	MUNTONOKUDLA S	3	95	55	57.9	2	131	35	26.7	39	113	37	32.7
	500221593	5113329	MVUTSHINI H	1	23	22	95.7	1	100	30	30.0	2	53	35	66.0
	500224923	5113219	NDESHENI H	3	129	53	41.1	0	92	50	54.3	27	36	29	80.6
	500225182	5113448	NDLABEYILANDULA S	2	62	45	72.6	0	99	47	47.5	42	85	32	37.6
	500225441	5113121	NDLONGOLWANE H	1	44	26	59.1	0	73	40	54.8	13	49	25	51.0
	500225515	5113122	NDLUYESILO H	2	53	17	32.1	0	87	15	17.2	2	66	11	16.7
	500228475	5113330	NGONO S	1	244	113	46.3	0	395	156	39.5	40	379	202	53.3
	500229289	5113331	NGWEKAZI H	2	89	43	48.3	5	89	42	47.2	20	92	68	73.9
	500229400	5113220	NGWENYA S	3	21	13	61.9	0	25	15	60.0	4	24	13	54.2
	500230547	5113449	NHLOYANA S	2	44	28	63.6	0	71	34	47.9	2	31	26	83.9
	500231139	5113222	NJINGILI S	2	37	13	35.1	0	43	13	30.2	14	41	17	41.5
	500231583	5113333	NKANDLA S	2	63	29	46.0	0	98	35	35.7	8	74	33	44.6
	500231731	5113334	NKANYISO H	1	36	25	69.4	0	51	19	37.3	14	54	15	27.8
	500232767	5113450	NKOSITHANDILE S	2	150	124	82.7	0	162	132	81.5	109	165	156	94.5
	500319754	5113223	NOGABISELA H	2	53	36	67.9	0	47	29	61.7	14	65	55	84.6
	500234062	5113123	NOKHALELA H	1	15	14	93.3	0	46	10	21.7	0	61	17	27.9
	500311725	5113124	NOMAQONI JS	2	34	1	2.9	9	29	10	34.5	7	15	7	46.7
	500235172	5113125	NOMAYACA H	2	58	48	82.8	0	121	73	60.3	17	134	87	64.9
	500235505	5113335	NONGAMLANA H	1	31	17	54.8	29	65	27	41.5	16	45	20	44.4
	500235616	5113451	NONGWELEZA H	3	102	87	85.3	2	110	79	71.8	22	125	66	52.8
	500324749	5113126	NOQANDELA JS	1	27	27	100.0	4	24	3	12.5	5	39	6	15.4
	500237540	5113127	NQUMIZWE S	2	68	40	58.8	15	65	27	41.5	34	74	28	37.8
	500238872	5113128	NTABANTUZUMA H	2	102	100	98.0	0	129	114	88.4	24	156	118	75.6
	500240315	5113452	NTONGANDE H	3	111	61	55.0	0	181	74	40.9	89	156	89	57.1
	500242165	5113224	NZUZA S	2	63	33	52.4	0	91	4	4.4	1	58	28	48.3
	500242461	5113453	OBUKA SS	1	56	39	69.6	2	60	41	68.3	3	51	49	96.1
	500243608	5113454	OLD MILL H	5	227	204	89.9	0	210	158	75.2	12	197	159	80.7
	500243904	5113225	ONGOYE S	3	82	73	89.0	7	138	86	62.3	39	166	57	34.3
	500319458	5113129	PHANGIFA COM-TECH	2	46	7	15.2	0	68	8	11.8	3	16	5	31.3
	500248122	5113338	PHEMBELA S	1	20	13	65.0	0	24	8	33.3	4	22	18	81.8
	500248862	5113339	PHINDIZWE H	1	12	1	8.3	0	42	8	19.0	3	8	1	12.5
	500248936	5113130	PHINDULIMI H	2	75	39	52.0	2	52	24	46.2	15	51	24	47.1
	500249861	5113455	PHUMOSIZINI S	2	16	12	75.0	0	16	11	68.8	0	13	5	38.5
	500445961	5113142	PRINCESS LANGAZANA S	2	81	48	59.3	0	49	39	79.6	0	35	28	80.0
	500494616	5113242	QALAKABUSHA SECONDARY SCHOOL	99								0	12	2	16.7
	500252377	5113226	QANTAYI H	4	141	52	36.9	0	98	29	29.6	64	102	36	35.3
	500252636	5113227	QHAKAZA S	3	151	126	83.4	0	141	122	86.5	15	167	110	65.9
	500252673	5113456	QHAMUKA S	3	87	43	49.4	0	103	79	76.7	4	89	58	65.2
	500253598	5113457	QONDINDLELA S	2	37	23	62.2	0	26	20	76.9	4	28	10	35.7

District Name	EMIS No	Centre No	Centre Name	Quintile	2014			2015			2016					
					Wrote	Achieved	% Achieved	No Progressed	Wrote	Achieved	% Achieved	No Progressed	Wrote	Achieved	% Achieved	
UTHUNGULU	500255411	5113458	RICHARDS BAY S	5	184	126	68.5	1	201	104	51.7	0	107	74	69.2	
	500255448	5113459	RICHARDSBAAI H	5	106	102	96.2	0	178	170	95.5	0	153	153	100.0	
	500491434	5113479	RICHEM S					0	39	39	100.0	2	86	81	94.2	
	500260295	5113341	SENZAKAHLE JS	2	16	3	18.8	5	28	10	35.7	2	25	12	48.0	
	500309542	5113342	SENZELA JS	1	43	14	32.6	2	30	9	30.0	0	18	8	44.4	
	500259185	5113460	SIBEKEZELE S	2	31	30	96.8	0	65	59	90.8	3	32	30	93.8	
	500262774	5113343	SIBHAKABHAKA S	1	12	8	66.7	0	28	1	3.6	0	12	1	8.3	
	500262811	5113228	SIBHAKUZA S	1	48	34	70.8	0	105	12	11.4	25	64	34	53.1	
	500263440	5113461	SIBONOKUHLE H	3	61	52	85.2	0	124	90	72.6	10	103	79	76.7	
	500319865	5113229	SIHUBELA S	2	31	15	48.4	0	45	25	55.6	1	66	35	53.0	
	500265068	5113240	SIKHULANGEMFUNDO JS					0	150	105	70.0	8	65	48	73.8	
	500266844	5113462	SINQOBILE H	2	38	19	50.0	0	30	26	86.7	13	32	26	81.3	
	500342694	5113131	SIPHOSETHU H	2	37	24	64.9	0	52	18	34.6	5	62	49	79.0	
	500267843	5113132	SIPHOSO S	2	54	32	59.3	0	55	29	52.7	22	53	34	64.2	
	500499389	5113481	SIPHUMELELE SECONDARY SCHOOL	3									9	62	35	56.5
	500268657	5113463	SITHEKU H	2	112	29	25.9	6	120	27	22.5	46	62	20	32.3	
	500269434	5113230	SIYABONGA S	2	38	3	7.9	0	42	16	38.1	4	24	15	62.5	
	500307507	5113464	SIZAKAHLE JS	3	55	51	92.7	0	53	38	71.7	2	51	25	49.0	
	500309505	5113344	SIZWESONKE JS	1	40	14	35.0	0	24	5	20.8	1	11	9	81.8	
	500275243	5113465	ST CATHERINES H	99	25	25	100.0	0	14	14	100.0	1	20	20	100.0	
	500278869	5113133	SUNNYDALE S	4	69	57	82.6	0	110	87	79.1	9	105	91	86.7	
	500285418	5113241	THAMBOLINI JS					3	50	30	60.0	53	64	38	59.4	
	500280682	5113466	THANDUYISE H	5	90	64	71.1	0	91	56	61.5	17	66	40	60.6	
	500282791	5113467	THOLOKUHLE S	4	186	173	93.0	1	147	127	86.4	11	199	182	91.5	
	500284049	5113231	TISAND TECHNICAL H	5	146	85	58.2	0	122	68	55.7	12	106	69	65.1	
	500285122	5113468	TSHELAMANZI S	3	34	18	52.9	0	32	10	31.3	28	34	5	14.7	
	500285603	5113134	UBAMBISWANO H	4	38	34	89.5	1	52	35	67.3	50	39	34	87.2	
	500287009	5113469	UMBIYA S	2	106	56	52.8	0	131	34	26.0	7	114	61	53.5	
	500287157	5113232	UMDLAMFE S	5	217	121	55.8	0	175	72	41.1	44	126	97	77.0	
	500401857	5113470	UMKHOSI H	2	45	22	48.9	0	37	8	21.6	8	31	20	64.5	
	500234580	5113345	UMZIKAZI H	1	78	47	60.3	0	99	47	47.5	6	109	72	66.1	
	500307581	5113135	UPHEZENI S	2	23	19	82.6	0	14	13	92.9	14	38	8	21.1	
	500290117	5113233	UPHINDO S	3	51	18	35.3	0	40	22	55.0	18	55	31	56.4	
	500290672	5113136	UYAYA S	1	33	12	36.4	9	24	8	33.3	9	15	11	73.3	
	500290709	5113471	UYENGO S	3	142	77	54.2	2	157	69	43.9	34	186	95	51.1	
	500291190	5113137	VELAMUVA H	2	40	17	42.5	0	42	10	23.8	4	45	23	51.1	
	500291264	5113346	VELANGAYE H	1	246	210	85.4	0	308	234	76.0	0	347	307	88.5	
	500293484	5113347	VULEKA SCHOOL FOR THE DEAF	99	6	6	100.0	0	4	2	50.0	0	8	1	12.5	
	500295149	5113472	WELABASHA H	2	239	227	95.0	1	227	218	96.0	19	190	184	96.8	
	500297887	5113138	YAMELA S	2	25	19	76.0	0	57	48	84.2	12	53	45	84.9	

District Name	EMIS No	Centre No	Centre Name	Quintile	2014			2015			2016				
					Wrote	Achieved	% Achieved	No Progressed	Wrote	Achieved	% Achieved	No Progressed	Wrote	Achieved	% Achieved
UTHUNGULU	500297924	5113473	YANGUYE H	2	62	19	30.6	5	119	11	9.2	5	56	13	23.2
	500298368	5113474	ZAKHEKAHLE S	2	32	21	65.6	0	32	8	25.0	8	33	20	60.6
	500307729	5113234	ZENZELENI MASHAMASE S	2	118	56	47.5	0	91	35	38.5	28	59	37	62.7
	500300329	5113235	ZIMEME H	1	38	0	0.0	0	35	4	11.4	21	25	4	16.0
	500300514	5113236	ZINQOBELE S	1	48	42	87.5	0	129	3	2.3	49	80	7	8.8
	500300699	5113475	ZIPHOZONKE H	3	87	76	87.4	0	115	101	87.8	2	101	94	93.1
	500300884	5113237	ZITHUME H	2	16	12	75.0	0	16	4	25.0	24	32	5	15.6
	500301994	5113139	ZWELITHINI H	4	143	137	95.8	0	120	88	73.3	9	133	110	82.7
ZULULAND	500100270	5112401	ABAQULUSI H	1	77	56	72.7	4	82	30	36.6	32	103	22	21.4
	500442779	5111353	ADVENT HOPE CHRISTIAN		18	13	72.2	2	34	30	88.2	1	36	32	88.9
	500105006	5112501	BAMBANANI H	3	243	169	69.5	3	283	226	79.9	25	345	266	77.1
	500105635	5112201	BANTUBANINGI H	1	63	26	41.3	0	51	8	15.7	6	43	9	20.9
	500105709	5112301	BANZANA S	2	76	64	84.2	0	88	70	79.5	11	115	84	73.0
	500105894	5112402	BAQULUSINI COMBINED	2	107	56	52.3	0	129	71	55.0	0	94	64	68.1
	500107115	5112101	BEMBASKOP COMBINED S	1	18	9	50.0	9	21	1	4.8	5	10	3	30.0
	500108040	5112302	BHAQALWESIZWE H	1	55	39	70.9	0	65	12	18.5	6	50	14	28.0
	500108558	5112202	BHEKIFA H	1	41	28	68.3	0	31	13	41.9	8	44	36	81.8
	500109668	5112303	BHOKWE S	2	77	62	80.5	4	73	37	50.7	16	71	55	77.5
	500111185	5112502	BONGINHLANHLA H	2	74	40	54.1	1	98	64	65.3	28	116	72	62.1
	500111222	5112304	BONGOKUHLE H	2	55	36	65.5	0	86	36	41.9	5	60	36	60.0
	500290302	5112103	BUSEKHAYA H	2	21	7	33.3	0	19	7	36.8	17	13	6	46.2
	500121175	5112203	DIKANA H	1	94	44	46.8	4	102	37	36.3	21	111	43	38.7
	500121582	5112503	DINGUKWAZI SS	3	251	202	80.5	1	300	237	79.0	11	272	194	71.3
	500125652	5112504	DWALENI H	4	101	60	59.4	0	118	75	63.6	30	127	90	70.9
	500133126	5112204	EKHOMBE H	1	70	24	34.3	0	84	29	34.5	3	57	8	14.0
	500128427	5112205	EKUDUBEKENI H	3	135	78	57.8	0	111	59	53.2	15	84	62	73.8
	500129426	5112206	EKWANDENI COMBINED	1	15	6	40.0	0	24	12	50.0	2	17	4	23.5
	500131276	5112305	EMANONO H	1	28	17	60.7	3	30	2	6.7	4	23	1	4.3
	500134199	5112306	EMPILWENI JS	2	114	106	93.0	0	118	46	39.0	34	135	62	45.9
	500135975	5112307	ENDLOVUKAZI H	1	47	34	72.3	0	54	30	55.6	4	61	39	63.9
	500343323	5112506	ENHLANHLENI S	3	50	37	74.0	0	69	42	60.9	3	127	91	71.7
	500138084	5112106	ENQABENI COMBINED	1	57	26	45.6	0	54	12	22.2	9	35	14	40.0
	500144374	5112308	FALAZA H	1	109	45	41.3	0	180	61	33.9	14	152	55	36.2
	500341399	5112207	FELIFA S	1	68	28	41.2	0	84	25	29.8	0	65	21	32.3
	500144781	5112107	FILIDI S	3	106	96	90.6	0	260	146	56.2	17	92	91	98.9
	500145669	5112309	FUMANA COMBINED	1	57	34	59.6	29	82	22	26.8	31	63	30	47.6
	500145928	5112310	FUNDUKHALIPHE H	1	87	16	18.4	4	58	26	44.8	15	43	23	53.5
	500148000	5112108	GELEKEDLE S	3	66	52	78.8	1	120	92	76.7	7	112	93	83.0
	500150146	5112109	GOBENI COMBINED	1	46	14	30.4	3	37	7	18.9	4	43	12	27.9

District Name	EMIS No	Centre No	Centre Name	Quintile	2014			2015			2016				
					Wrote	Achieved	% Achieved	No Progressed	Wrote	Achieved	% Achieved	No Progressed	Wrote	Achieved	% Achieved
ZULULAND	500326488	5112208	GQOKAMANDLA JS	1	87	57	65.5	0	61	42	68.9	13	73	49	67.1
	500152107	5112403	GROOTSPRUIT COMBINED	1	46	26	56.5	5	42	25	59.5	5	45	30	66.7
	500152477	5112110	GUDU S	2	139	84	60.4	33	170	58	34.1	21	74	63	85.1
	500153365	5112311	HAMBANGENDLELA H	1	49	27	55.1	0	80	39	48.8	31	30	21	70.0
	500153550	5112111	HAMU H	1	68	12	17.6	0	88	15	17.0	15	57	15	26.3
	500154882	5112312	HESHE JS	1	52	20	38.5	0	42	17	40.5	2	49	10	20.4
	500156436	5112313	HLANGANANIMAZULU S					0	10	5	50.0	3	20	6	30.0
	500156473	5112112	HLANGUZA COMBINED	3	21	9	42.9	0	19	7	36.8	2	15	12	80.0
	500159877	5112114	IKHETHELO S	2	79	31	39.2	0	114	41	36.0	17	64	29	45.3
	500160543	5112209	IMBILANE H	4	83	53	63.9	10	95	84	88.4	18	87	79	90.8
	500160950	5112314	IMIZAMO S	1	13	7	53.8	0	18	4	22.2	6	15	3	20.0
	500161320	5112210	IMPUMELELO H	2	51	38	74.5	0	26	15	57.7	6	52	43	82.7
	500164502	5112115	INKAMANA S	99	28	28	100.0	0	28	28	100.0	0	29	29	100.0
	500310615	5112507	INTONGA H	2	59	32	54.2	0	93	50	53.8	10	94	55	58.5
	500167129	5112116	IQHAWELESIZWE CP	2	37	19	51.4	0	78	20	25.6	1	41	13	31.7
	500167906	5112315	ISIHLAHLASENKOSI H	1	66	28	42.4	0	71	20	28.2	3	53	11	20.8
	500168202	5112211	ISIKHWEBEZI H	1	51	49	96.1	1	55	30	54.5	2	50	26	52.0
	500169275	5112117	ISOLOMUZI S	2	177	163	92.1	52	221	205	92.8	59	190	168	88.4
	500169830	5112316	ITSHOBHANA JS	1	69	39	56.5	20	127	39	30.7	16	63	16	25.4
	500169978	5112317	IVUNA H	1	69	55	79.7	10	46	18	39.1	38	69	25	36.2
	500170015	5112212	IVUNGU H	2	34	24	70.6	0	32	0	0.0	2	43	10	23.3
	500171014	5112213	JAMES NXUMALO AGRICULTURAL H	4	93	89	95.7	0	76	66	86.8	1	70	67	95.7
	500343101	5112214	JOKO S	1	45	11	24.4	3	36	6	16.7	0	41	14	34.1
	500172383	5112405	KANYEKANYE H	3	58	52	89.7	0	105	86	81.9	22	80	68	85.0
	500173086	5112406	KHAMBULA COMBINED	2	13	0	0.0	0	12	7	58.3	2	14	8	57.1
	500173530	5112407	KHANYANJALO S	4	181	70	38.7	1	78	43	55.1	81	129	55	42.6
	500173715	5112408	KHANYISELUZULU S	1	48	34	70.8	0	39	31	79.5	28	76	35	46.1
	500323195	5112119	KHETHUKUTHULA S	2	13	2	15.4	0	14	6	42.9	6	9	3	33.3
	500303326	5112120	KHONDLO S	3	150	109	72.7	5	131	99	75.6	38	93	69	74.2
	500174899	5112508	KHOZA H	2	42	16	38.1	1	58	19	32.8	0	69	10	14.5
	500175343	5112509	KHULUMELUZULU H	2	83	67	80.7	0	99	72	72.7	18	117	74	63.2
	500175861	5112318	KING BHEKUZULU H	4	143	109	76.2	27	156	106	67.9	0	155	139	89.7
	500175935	5112319	KING DINUZULU H	3	159	44	27.7	0	180	67	37.2	40	140	64	45.7
	500250009	5112320	KING PHUMZUZULU H	2	66	59	89.4	0	92	79	85.9	15	94	76	80.9
	500176268	5112321	KITAKITA H	1	67	39	58.2	68	90	25	27.8	36	76	63	82.9
	500176342	5112121	KLEIN-EDEN P	2	30	19	63.3	0	68	26	38.2	18	43	28	65.1
	500177082	5112123	KONFOOR COMBINED	1	28	19	67.9	0	36	19	52.8	20	40	27	67.5
	500321308	5112215	KWABHAMU JS	1	3	3	100.0	0	37	0	0.0	0	31	2	6.5
	500304695	5112125	KWABHANYA S	2	92	85	92.4	0	127	108	85.0	20	139	111	79.9
	500179117	5112322	KWADENGE SS	2	124	85	68.5	2	96	42	43.8	45	152	44	28.9

District Name	EMIS No	Centre No	Centre Name	Quintile	2014			2015			2016				
					Wrote	Achieved	% Achieved	No Progressed	Wrote	Achieved	% Achieved	No Progressed	Wrote	Achieved	% Achieved
ZULULAND	500179265	5112323	KWADOMBA H	1	78	16	20.5	0	84	5	6.0	5	44	6	13.6
	500181411	5112409	KWAMNYAYIZA H	1	44	16	36.4	2	71	28	39.4	1	42	21	50.0
	500304732	5112421	KWAMPUNZI COMBINED	1	20	2	10.0	0	24	4	16.7	2	19	6	31.6
	500182040	5112510	KWAMZIWENTSHA H	2	37	7	18.9	11	63	23	36.5	13	44	20	45.5
	500182558	5112126	KWANOTSHELWA S	2	148	104	70.3	0	177	119	67.2	23	167	124	74.3
	500183187	5112410	KWASA H	3	92	38	41.3	0	105	45	42.9	41	69	25	36.2
	500342990	5112324	KWA-ZIPHETHE S	1	162	121	74.7	0	209	104	49.8	15	209	119	56.9
	500184334	5112325	KWAZWIDE H	3	74	58	78.4	0	92	64	69.6	3	60	33	55.0
	500292818	5112127	LANDBOU H	4	36	34	94.4	1	38	38	100.0	7	36	36	100.0
	500185185	5112511	LANDOKWAKHE S	2	67	58	86.6	0	75	63	84.0	7	90	80	88.9
	500333814	5112512	LANGA JS	3	190	148	77.9	0	180	128	71.1	33	163	125	76.7
	500185518	5112128	LANGENI COMBINED	1	59	28	47.5	0	76	28	36.8	27	73	46	63.0
	500309135	5112216	MABHIDLA H	1	78	22	28.2	0	83	29	34.9	1	47	28	59.6
	500190624	5112129	MACHANGA S	3	73	50	68.5	0	73	37	50.7	37	77	56	72.7
	500321345	5112217	MAGQEZULANA JS		12	5	41.7	0	17	7	41.2	0	37	8	21.6
	500192585	5112412	MAGUBULUNDU S		29	7	24.1	0	36	6	16.7	6	34	8	23.5
	500192770	5112513	MAGUTSHWA H	2	66	40	60.6	0	91	62	68.1	16	95	68	71.6
	500336071	5112514	MAGWEGWANA S	2	134	57	42.5	0	131	54	41.2	5	179	81	45.3
	500193214	5112218	MAHLABATHINI H	4	196	157	80.1	0	173	97	56.1	25	187	132	70.6
	500195101	5112130	MALANDELA S	2	30	11	36.7	4	34	13	38.2	17	19	16	84.2
	500326895	5112326	MANDLAKAZI H	1	90	60	66.7	0	74	26	35.1	61	144	20	13.9
	500197876	5112515	MANZAMHLOPHE INTERMEDIATE	1	30	12	40.0	2	70	16	22.9	11	45	16	35.6
	500198505	5112219	MAPHOVELA H	1	11	9	81.8	0	41	4	9.8	7	51	2	3.9
	500198801	5112220	MAQHINGENDODA H	3	115	66	57.4	0	193	78	40.4	12	212	71	33.5
	500449994	5112360	MARTHA BEYERS ACADEMY					0	15	14	93.3	0	16	16	100.0
	500200762	5112327	MASIBHEKANE H	2	39	33	84.6	20	63	37	58.7	21	62	30	48.4
	500200836	5112221	MASIBUMBANE H	4	233	218	93.6	10	168	135	80.4	6	185	165	89.2
	500326118	5112516	MASIPHULA JS	2	97	63	64.9	1	124	81	65.3	50	95	47	49.5
	500321678	5112328	MATHANGETSHITSHI H	2	101	57	56.4	0	114	63	55.3	22	98	55	56.1
	500201798	5112222	MATHOLE H	1	85	67	78.8	0	96	54	56.3	14	77	23	29.9
	500201946	5112131	MATHUNJWA S	1	140	140	100.0	2	132	132	100.0	6	136	136	100.0
	500202390	5112223	MATSHITSHOLO H	2	70	32	45.7	7	151	4	2.6	139	123	17	13.8
	500309172	5112224	MAZONKE H	1	88	48	54.5	1	86	33	38.4	15	84	47	56.0
	500204129	5112517	MBHEKWA H	3	101	70	69.3	0	180	63	35.0	21	235	97	41.3
	500205757	5112330	MCHITHEKI H	3	207	125	60.4	0	191	109	57.1	33	240	162	67.5
	500206571	5112225	MDUMELA S	1	92	34	37.0	0	75	44	58.7	2	74	35	47.3
	500208088	5112132	METZELFONTEIN COMBINED	3	17	5	29.4	0	13	7	53.8	5	11	5	45.5
	500208162	5112331	MEYAMA H	2	24	16	66.7	1	24	4	16.7	0	16	9	56.3
	500208717	5112332	MFINYELI H	2	166	124	74.7	6	115	86	74.8	20	124	90	72.6



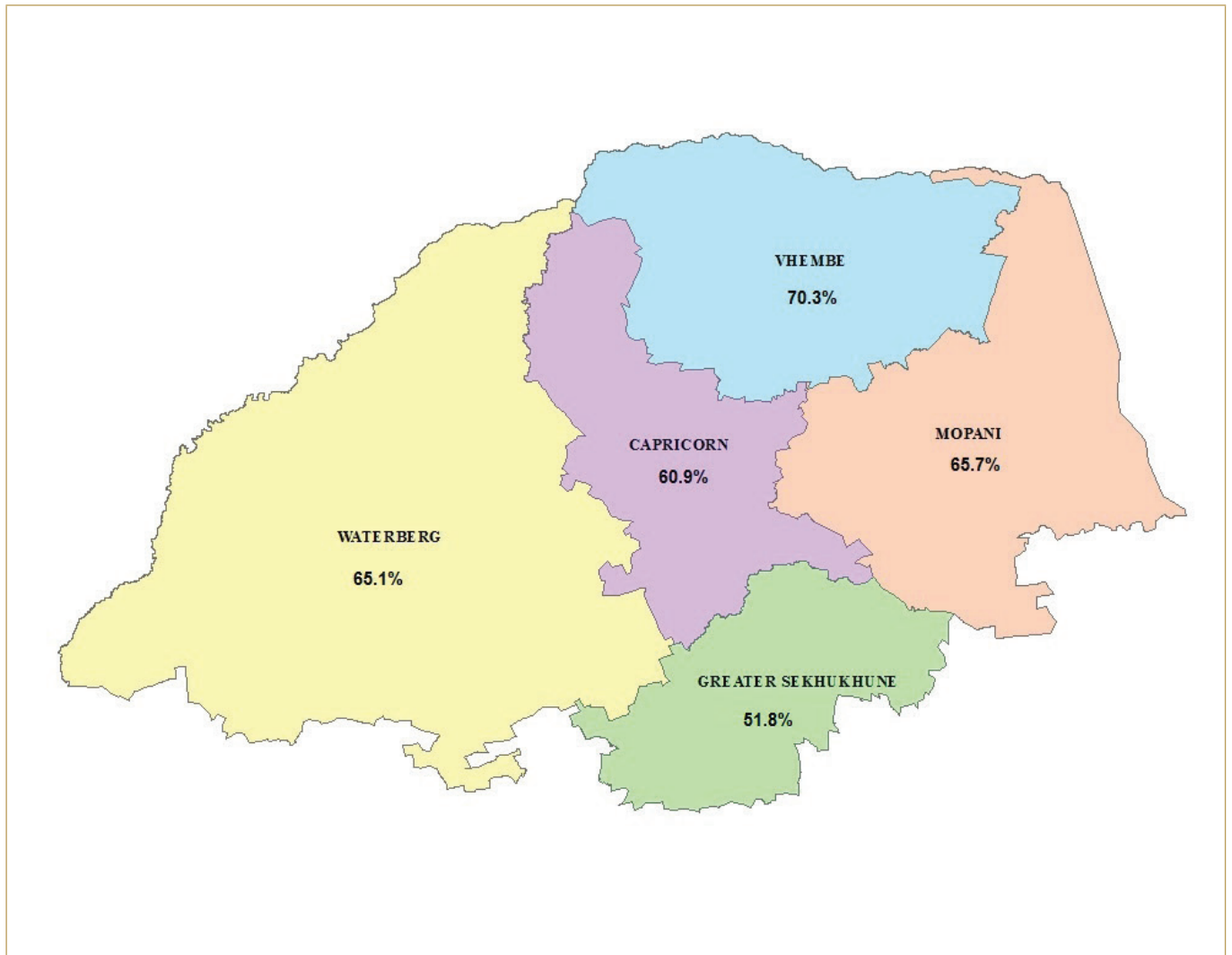
District Name	EMIS No	Centre No	Centre Name	Quintile	2014			2015			2016				
					Wrote	Achieved	% Achieved	No Progressed	Wrote	Achieved	% Achieved	No Progressed	Wrote	Achieved	% Achieved
ZULULAND	500210271	5112226	MHLAMBANSILA H	1	40	30	75.0	2	43	23	53.5	1	44	8	18.2
	500212787	5112333	MLOKOTHTWA H	3	109	106	97.2	1	175	162	92.6	9	163	136	83.4
	500212861	5112518	MLOMOKAZULU JS	3	89	53	59.6	5	71	41	57.7	32	104	53	51.0
	500214008	5112227	MNYAMANA H	1	71	57	80.3	16	122	53	43.4	5	107	72	67.3
	500214489	5112133	MONDLO S	3	79	44	55.7	0	92	62	67.4	76	74	72	97.3
	500216709	5112334	MPIKANINA H	1	69	10	14.5	1	89	22	24.7	2	70	5	7.1
	500216820	5112519	MPINDISO H	3	52	50	96.2	0	60	44	73.3	29	66	54	81.8
	500217005	5112157	MPOFINI S	3	123	91	74.0	0	176	77	43.8	64	118	75	63.6
	500217597	5112228	MPUNGAMHLOPHE S	2	111	84	75.7	0	109	42	38.5	0	105	54	51.4
	500218004	5112229	MQINISENI H	1	37	2	5.4	0	55	15	27.3	4	26	3	11.5
	500218337	5112335	MSHANELOWESIZWE H	1	99	55	55.6	0	96	44	45.8	21	98	66	67.3
	500337403	5112413	MTHINGANA JS	2	15	5	33.3	5	36	24	66.7	0	30	20	66.7
	500219410	5112336	MTHOMBOWESIZWE H	1	24	12	50.0	0	34	18	52.9	0	31	16	51.6
	500219632	5112230	MTHUNZIWOXOLO S	1	89	58	65.2	1	97	51	52.6	9	117	66	56.4
	500219891	5112520	MTSHEKULA H	2	53	25	47.2	0	51	30	58.8	18	36	13	36.1
	500221038	5112231	MUZIWENGQONDO S	2	30	17	56.7	0	28	14	50.0	13	21	13	61.9
	500221075	5112134	MUZIWEPHAHLA S	2	92	35	38.0	15	54	26	48.1	48	69	23	33.3
	500303474	5112414	MUZIWESIZWE H	3	184	114	62.0	15	166	113	68.1	192	335	124	37.0
	500221704	5112135	MVUZINI S	3	30	7	23.3	0	45	16	35.6	31	67	13	19.4
	500223998	5112136	NCWECWE S	2	15	3	20.0	1	26	3	11.5	0	10	6	60.0
	500225478	5112232	NDLOVANA H	4	92	31	33.7	6	86	22	25.6	36	86	17	19.8
	500226255	5112233	NENDE S	1	11	8	72.7	0	37	19	51.4	5	21	5	23.8
	500227254	5112137	NGALI S	2	131	87	66.4	0	170	83	48.8	36	138	104	75.4
	500227846	5112415	NGEBHUZANA H	1	26	9	34.6	0	42	9	21.4	24	25	7	28.0
	500228549	5112138	NGOTSHE S	1	81	51	63.0	0	151	61	40.4	42	90	65	72.2
	500228808	5112234	NGQENGELELE H	1	78	55	70.5	4	59	27	45.8	3	53	26	49.1
	500327487	5112416	NGWANYA COMBINED					0	13	5	38.5	2	14	2	14.3
	500229955	5112337	NHLANHLAYETHU S	2	54	21	38.9	0	58	21	36.2	23	68	38	55.9
	500230584	5112235	NHLUNGWANE H	1	105	56	53.3	0	122	59	48.4	14	101	53	52.5
	500231805	5112339	NKAWU S	1	72	34	47.2	0	72	36	50.0	7	55	22	40.0
	500232841	5112340	NKOWANE H	1	71	28	39.4	0	88	34	38.6	8	69	25	36.2
	500326858	5112341	NOJU S	3	96	73	76.0	0	81	40	49.4	18	70	34	48.6
	500235209	5112236	NOMZIMANA H	1	64	21	32.8	4	80	12	15.0	10	52	20	38.5
	500235246	5112342	NOMZINTO H	1	28	3	10.7	0	22	6	27.3	2	11	8	72.7
	500237133	5112343	NQABAYEMBUBE H	2	55	30	54.5	1	49	14	28.6	4	48	5	10.4
	500311244	5112344	NQOBIZITHA H	1	43	8	18.6	0	49	23	46.9	1	32	16	50.0
	500237799	5112237	NSABEKHULUMA H	1	70	16	22.9	1	81	21	25.9	3	51	18	35.3
	500238021	5112238	NSIKAYENDLU H	4	121	119	98.3	0	222	191	86.0	12	147	115	78.2
	500325711	5112239	NTABABOMVU JS	2	17	3	17.6	0	31	19	61.3	4	22	4	18.2
	500238983	5112240	NTABASUKA S	1	60	56	93.3	0	106	90	84.9	0	87	70	80.5
500241832	5112362	NYONEBOMVU S					1	25	9	36.0	2	6	5	83.3	



District Name	EMIS No	Centre No	Centre Name	Quintile	2014			2015			2016				
					Wrote	Achieved	% Achieved	No Progressed	Wrote	Achieved	% Achieved	No Progressed	Wrote	Achieved	% Achieved
ZULULAND	500303104	5112532	ONGANE COMBINED	1	17	6	35.3	0	14	4	28.6	1	18	7	38.9
	500244311	5112521	OPHONGOLA H	3	126	86	68.3	28	156	70	44.9	111	150	100	66.7
	500248640	5112241	PHIKWASE H	1	104	30	28.8	1	105	17	16.2	0	125	21	16.8
	500249750	5112345	PHUMANYOVA H	3	179	179	100.0	18	345	314	91.0	2	209	181	86.6
	500250638	5112142	PIONIER H	4	114	112	98.2	0	107	107	100.0	0	105	103	98.1
	500250934	5112522	PONGOLA AKADEMIE	4	22	22	100.0	0	26	26	100.0	0	15	15	100.0
	500250897	5112523	PONGOLA INTERMEDIATE	2	34	23	67.6	14	69	31	44.9	0	48	23	47.9
	500108817	5112346	PRINCE BHEKINTHINTA H	1	43	28	65.1	0	67	19	28.4	4	44	23	52.3
	500251637	5112347	PRINCE MNYAYIZA H	3	95	57	60.0	0	127	51	40.2	19	85	40	47.1
	500224479	5112348	PRINCE NDABUKO H	2	28	19	67.9	6	33	14	42.4	10	13	10	76.9
	500251674	5112349	PRINCE SILWANE H	2	31	23	74.2	4	16	5	31.3	11	23	10	43.5
	500272616	5112350	PRINCE SOJIYISA H	1				0	62	16	25.8	4	80	15	18.8
	500284160	5112351	PRINCE TOKOTOKO H	3	58	49	84.5	0	41	26	63.4	4	53	20	37.7
	500259925	5112524	SEBENZAKANZIMA S	3	98	59	60.2	0	107	52	48.6	12	118	72	61.0
	500260110	5112143	SEKETHWAYO S	3	76	41	53.9	0	80	32	40.0	4	39	30	76.9
	500260332	5112242	SENZANGAKHONA S	2	106	93	87.7	0	87	83	95.4	0	106	87	82.1
	500262071	5112243	SHIBILIKA S	1	21	8	38.1	0	80	7	8.8	6	72	9	12.5
	500262256	5112145	SHONGOLOLO COMBINED	2	22	12	54.5	0	29	12	41.4	10	29	24	82.8
	500262626	5112244	SIBANISAKHE H	1	69	60	87.0	3	84	74	88.1	2	78	70	89.7
	500263625	5112525	SIBUMBENE H	2	72	51	70.8	0	57	39	68.4	14	48	38	79.2
	500263699	5112353	SIBUSISO H	2	43	27	62.8	15	53	27	50.9	11	43	27	62.8
	500264550	5112526	SIGQAMISE S	3	129	123	95.3	3	160	86	53.8	19	58	55	94.8
	500264735	5112147	SIHLENGENI COMBINED S	1	28	11	39.3	0	39	15	38.5	17	19	11	57.9
	500327448	5112148	SIKHIYE S	2	15	9	60.0	4	57	34	59.6	7	38	15	39.5
	500304621	5112149	SIKHULILE COMBINED	2	43	12	27.9	0	43	17	39.5	38	44	23	52.3
	500266659	5112354	SINKONKONKO H	1	65	16	24.6	0	79	11	13.9	9	43	10	23.3
	500267806	5112150	SIPHOSINI H	2	44	43	97.7	0	59	35	59.3	3	37	34	91.9
	500267991	5112527	SIQALUKUBONA H	2	22	16	72.7	0	17	9	52.9	3	26	14	53.8
	500268990	5112245	SITHOLINHLANHLA S	2	44	25	56.8	0	71	11	15.5	7	22	4	18.2
	500270026	5112246	SIYANGEMPUMELELO H	2	88	72	81.8	0	151	62	41.1	4	99	50	50.5
	500270063	5112355	SIYAPHAKAMA H	1	69	20	29.0	8	54	35	64.8	24	63	24	38.1
	500270618	5112417	SIYAZIZAMELA S	1	6	6	100.0	0	8	4	50.0	1	13	0	0.0
	500342879	5112356	SIZABONKE S	1	29	18	62.1	0	23	5	21.7	11	26	7	26.9
	500272542	5112418	SOGADUZELA S	1	5	3	60.0	9	20	5	25.0	6	12	9	75.0
	500273134	5112528	SOMILE H	2	86	18	20.9	30	72	16	22.2	0	24	18	75.0
	500274429	5112529	SOZAMA H	4	84	58	69.0	0	106	58	54.7	0	86	58	67.4
	500276945	5112248	ST VICTOR S	2	94	75	79.8	0	104	45	43.3	10	108	52	48.1
	500282828	5112249	THOLUKUKHANYA H	1	91	46	50.5	1	115	59	51.3	12	108	49	45.4
	500283605	5112357	THULWANA H	1	11	3	27.3	0	19	13	68.4	2	20	3	15.0

District Name	EMIS No	Centre No	Centre Name	Quintile	2014			2015			2016				
					Wrote	Achieved	% Achieved	No Progressed	Wrote	Achieved	% Achieved	No Progressed	Wrote	Achieved	% Achieved
ZULULAND	500446331	5112253	TSHANIBEZWE S	1	40	28	70.0	0	41	21	51.2	6	43	16	37.2
	500287268	5112152	UMFOLOZI S	1	101	16	15.8	0	53	14	26.4	24	35	13	37.1
	500287860	5112250	UMHLOLUTHINI H	1	60	52	86.7	0	53	45	84.9	8	48	2	4.2
	500287527	5112530	UMNGAMA INTERMEDIATE	1	19	13	68.4	0	30	7	23.3	0	15	10	66.7
	500290265	5112153	UQWEQWE S	1	63	47	74.6	0	60	30	50.0	4	58	17	29.3
	500303215	5112420	UZWANO S	1	33	16	48.5	0	28	12	42.9	10	54	22	40.7
	500292707	5112154	VRYHEID COMPREHENSIVE S	4	169	145	85.8	2	178	162	91.0	17	171	156	91.2
	500292744	5112155	VRYHEID H	5	146	125	85.6	0	154	138	89.6	1	149	144	96.6
	500293040	5112531	VUKANIMAZULU S	2	19	6	31.6	0	12	8	66.7	6	14	14	100.0
	500293262	5112251	VUKUZA H	1	60	37	61.7	0	82	39	47.6	13	53	38	71.7
	500403411	5112533	VUSISIZWE INDEPENDENT		7	6	85.7	0	7	7	100.0	1	8	8	100.0
	500298627	5112156	ZAMANGOTHANDO S	2	24	17	70.8	18	32	17	53.1	2	15	15	100.0
	500299663	5112358	ZIBHEBHU H	1	38	15	39.5	11	37	12	32.4	6	24	15	62.5
	500302105	5112252	ZWELONKE H	1	123	115	93.5	0	179	154	86.0	15	168	149	88.7

# Limpopo



District Name	EMIS No	Centre No	Centre Name	Quintile	2014			2015			2016				
					Wrote	Achieved	% Achieved	No Progressed	Wrote	Achieved	% Achieved	No Progressed	Wrote	Achieved	% Achieved
CAPRICORN	922250027	7221159	ALAPHA SECONDARY	1	12	3	25.0	12	16	5	31.3	7	16	4	25.0
	920213146	7211176	ALLDAYS COMBINED ACADEMY	1	34	21	61.8	16	46	20	43.5	0	32	19	59.4
	922250072	7222103	B K MATLALA COMMERCIAL HIGH	2	58	35	60.3	6	74	39	52.7	14	69	47	68.1
	922250041	7223101	BAHLALOGA SECONDARY	2	26	21	80.8	6	43	21	48.8	5	55	36	65.5
	922210012	7212101	BAKONE NKWE SECONDARY	1	24	10	41.7	0	8	5	62.5	18	22	5	22.7
	922250065	7223102	BAKWENA SENIOR SECONDARY	2	28	16	57.1	6	38	23	60.5	7	35	15	42.9
	923240037	7231104	BAPHUTHENG SECONDARY	3	18	16	88.9	0	31	29	93.5	12	54	38	70.4
	920210029	7212102	BATAUNG HIGH	1	51	37	72.5	0	72	50	69.4	29	110	57	51.8
	923245536	7235101	BJATLADI HIGH	2	70	36	51.4	6	103	69	67.0	23	124	58	46.8
	922210043	7213103	BODIELA SECONDARY	1	21	20	95.2	2	31	25	80.6	0	33	22	66.7
	922220057	7252144	BOETSE SECONDARY	1	111	88	79.3	38	159	99	62.3	23	126	81	64.3
	923260048	7242101	BOIKHUTSONG SENIOR SECONDARY	1	25	20	80.0	2	30	25	83.3	0	38	24	63.2
	922220071	7255101	BOKAMOSO SENIOR SECONDARY	3	85	82	96.5	11	102	94	92.2	0	80	70	87.5
	922250096	7224104	BOSAKGO SECONDARY	2	18	12	66.7	0	26	22	84.6	23	26	10	38.5
	923240051	7231105	BOSHEGO HIGH	3	46	34	73.9	19	54	42	77.8	22	53	29	54.7
	922251594	7224154	BOTSHOLLA SECONDARY	1	36	24	66.7	0	50	35	70.0	2	44	35	79.5
	922220095	7254102	BOTSIKANA SECONDARY	2	46	9	19.6	0	53	5	9.4	0	35	7	20.0
	904220101	7255130	CAPRICORN HIGH	3	199	184	92.5	4	246	223	90.7	0	231	210	90.9
	923240075	7231150	CHAKGA JUNIOR SECONDARY	1	16	12	75.0	3	20	9	45.0	18	30	15	50.0
	922250126	7224105	CHECHEMA SECONDARY	2	64	48	75.0	11	84	62	73.8	83	101	69	68.3
	922250133	7224106	CHIKA SENIOR SECONDARY	2	52	52	100.0	0	62	61	98.4	0	61	57	93.4
	921230023	7263101	CHITA KEKANA SENIOR SECONDARY	2	62	50	80.6	0	95	57	60.0	38	120	54	45.0
	992203201	7232159	CHRIST THE KING	99	20	14	70.0	10	34	19	55.9	1	28	12	42.9
	923260093	7245102	CHUEUE KGOLO SECONDARY	2	55	46	83.6	7	72	55	76.4	49	112	43	38.4
	992201201	7212174	DENDRON SECONDARY	1	146	146	100.0	1	188	185	98.4	3	265	258	97.4
	923260109	7241103	DEREK KOBE SENIOR SECONDARY	2	284	236	83.1	35	241	195	80.9	6	386	278	72.0
	923260123	7243151	DIKOBÉ MOLABA SECONDARY	3	19	10	52.6	11	51	21	41.2	7	49	20	40.8
	920210128	7214104	DIKOLOI SECONDARY	1	59	30	50.8	18	82	30	36.6	0	96	37	38.5
	923260130	7245145	DINAO SECONDARY	2	66	55	83.3	4	106	88	83.0	52	127	60	47.2
	904210159	7215173	DITHEBELE SECONDARY	2	38	31	81.6	0	37	27	73.0	0	35	15	42.9

District Name	EMIS No	Centre No	Centre Name	Quintile	2014			2015			2016				
					Wrote	Achieved	% Achieved	No Progressed	Wrote	Achieved	% Achieved	No Progressed	Wrote	Achieved	% Achieved
CAPRICORN	923242217	7235157	DITLALEMESO SECONDARY	2	92	85	92.4	8	106	88	83.0	2	145	112	77.2
	923260154	7242104	DITSEPU SECONDARY	2	38	34	89.5	17	65	43	66.2	0	40	31	77.5
	923240136	7234102	DOASHO HIGH	2	113	76	67.3	0	170	84	49.4	19	196	93	47.4
	922220156	7256140	DR A M S MAKUNYANE SECONDARY	3	83	52	62.7	44	119	75	63.0	18	128	76	59.4
	922220163	7254103	DR M J MADIBA SECONDARY	2	21	18	85.7	9	39	30	76.9	7	37	19	51.4
	919341114	7272101	FEDILE HIGH	2	57	45	78.9	59	95	51	53.7	27	51	38	74.5
	904223389	7255158	FLORAPARK COMPREHENSIVE HIGH SCHOOL	4	97	88	90.7	0	124	112	90.3	1	171	136	79.5
	922220187	7253141	GEORGE MORAGULA SECONDARY	3	57	18	31.6	0	63	27	42.9	8	56	17	30.4
	920210173	7212152	GEORGE TLADI TECHNICAL HIGH	1	72	61	84.7	29	112	85	75.9	27	112	71	63.4
	923240143	7232103	GERSON NTJIE SECONDARY	1	87	46	52.9	12	247	94	38.1	35	149	93	62.4
	904223446	7255102	HAPPY DAY PRIMARY	99	27	23	85.2	1	16	13	81.3	0	22	8	36.4
	906250195	7222108	HARRY OPPENHEIMER SECONDARY	3	158	146	92.4	0	110	101	91.8	4	141	116	82.3
	920210197	7213106	HELENE FRANZ SECONDARY	99	8	7	87.5	0	3	2	66.7	0	16	8	50.0
	904220217	7255131	HOER LANDBOUSKOOL KUSCHKE	3	84	66	78.6	0	76	49	64.5	3	77	61	79.2
	904220224	7255132	HOERSKOOL NOORDERLAND	5	179	163	91.1	4	179	164	91.6	0	171	161	94.2
	904220231	7255133	HOERSKOOL PIETERSBURG	5	258	256	99.2	0	222	222	100.0	0	250	249	99.6
	923240150	7235106	HWITI HIGH	2	103	67	65.0	25	221	90	40.7	9	430	126	29.3
	922250201	7222109	IPOPENG SECONDARY	2	62	60	96.8	8	82	62	75.6	17	76	64	84.2
	922220279	7251145	J H MOLOTO SECONDARY	1	60	49	81.7	8	52	52	100.0	0	57	48	84.2
	923260239	7243105	J K TABANE SECONDARY	1	87	46	52.9	5	71	36	50.7	23	87	31	35.6
	922220262	7253104	JAWEJAWE LEDWABA SECONDARY	3	55	34	61.8	3	48	35	72.9	1	44	24	54.5
	922220286	7254105	JOEL SIBASA SENIOR SECONDARY	3	28	19	67.9	4	62	19	30.6	7	69	30	43.5
	922222657	7253142	JONAS MANTJIU SECONDARY	2	16	12	75.0	3	29	24	82.8	16	17	14	82.4
	921230078	7263131	JUBANA HIGH	2	25	18	72.0	0	33	16	48.5	2	38	31	81.6
	922250218	7223110	KABELA SECONDARY	2	56	40	71.4	16	65	39	60.0	15	54	35	64.8
	992205506	7255159	KABELO COMBINED SCHOOL	3	89	55	61.8	0	80	44	55.0	52	139	50	36.0
	922250225	7224111	KARABI SECONDARY	1	57	36	63.2	27	86	41	47.7	38	77	53	68.8
	922250232	7224112	KEDISHI SECONDARY	2	30	18	60.0	11	39	23	59.0	9	30	22	73.3
	920212384	7216157	KETUDI HIGH	1	16	12	75.0	14	34	21	61.8	14	45	14	31.1

District Name	EMIS No	Centre No	Centre Name	Quintile	2014			2015			2016				
					Wrote	Achieved	% Achieved	No Progressed	Wrote	Achieved	% Achieved	No Progressed	Wrote	Achieved	% Achieved
CAPRICORN	922220330	7256106	KGABO SECONDARY	3	44	27	61.4	29	75	41	54.7	26	43	36	83.7
	923260246	7244106	KGADIMO SECONDARY	1	15	15	100.0	8	35	23	65.7	11	31	17	54.8
	923260260	7243142	KGAGATLOU SECONDARY	2	282	234	83.0	0	318	230	72.3	0	331	253	76.4
	921230092	7262127	KGAKALA SECONDARY	1	37	26	70.3	0	56	32	57.1	9	81	36	44.4
	922220934	7251118	KGAKOA (MOGAKOA) SECONDARY	2	211	177	83.9	0	237	231	97.5	0	262	239	91.2
	923260277	7244107	KGALEMA SENIOR SECONDARY	1	66	31	47.0	9	112	50	44.6	4	88	19	21.6
	920210258	7211107	KGALUSHI SECONDARY	1	33	21	63.6	36	74	23	31.1	0	24	14	58.3
	919340678	7272102	KGARAHARA HIGH	2	40	29	72.5	0	38	16	42.1	17	41	22	53.7
	922250249	7222113	KGOKE SECONDARY	2	57	49	86.0	12	66	42	63.6	0	82	48	58.5
	922210302	7213161	KGOKONYANE SECONDARY	1	8	7	87.5	18	21	2	9.5	7	24	21	87.5
	920210319	7211109	KGOKWANA SECONDARY	1	28	17	60.7	17	61	41	67.2	0	28	14	50.0
	922220354	7254146	KGOLOKGOTLHA LEDWABA SECONDARY	2	42	20	47.6	16	58	23	39.7	5	35	15	42.9
	920210326	7212110	KGOLOUTHWANA SECONDARY	1	49	43	87.8	25	98	60	61.2	12	107	72	67.3
	920210333	7214162	KGOPUDI SECONDARY	1	127	54	42.5	0	159	87	54.7	0	181	65	35.9
	923260307	7245108	KGWADIAMOLEKE SECONDARY	2	58	32	55.2	2	60	29	48.3	4	45	14	31.1
	923260345	7243109	KGWARATLOU HIGH	3	60	58	96.7	0	40	37	92.5	3	62	52	83.9
	922220378	7256107	KHAISO HIGH	3	100	88	88.0	12	122	83	68.0	18	139	113	81.3
	922250287	7224114	KHWINANA SECONDARY	1	39	25	64.1	6	65	43	66.2	0	63	24	38.1
	923240211	7232149	KLAAS MOTHAPO SECONDARY	3	32	22	68.8	0	41	32	78.0	31	67	43	64.2
	920210388	7211153	KOLA LEBOHO SECONDARY	1	29	7	24.1	2	21	16	76.2	0	32	16	50.0
	923260321	7241148	KOPANO SECONDARY	3	102	62	60.8	15	160	86	53.8	13	155	72	46.5
	922250324	7225149	KWENA-A-PEU SECONDARY	2	26	19	73.1	0	60	17	28.3	30	36	20	55.6
	923260376	7241111	LEBOWAKGOMO SENIOR SECONDARY	2	54	21	38.9	5	87	42	48.3	1	55	29	52.7
	920210418	7212111	LEHAIWA SENIOR SECONDARY	2	40	27	67.5	0	46	34	73.9	10	80	50	62.5
	923260308	7245112	LEHLAGA SECONDARY	1	71	47	66.2	13	95	72	75.8	7	66	38	57.6
	923240266	7231107	LEKOTA SENIOR SECONDARY	3	38	24	63.2	3	71	57	80.3	18	104	57	54.8
	920210425	7216170	LENARE SECONDARY	1	16	12	75.0	0	16	6	37.5	11	25	8	32.0
	923242422	7231127	LERULENG SECONDARY	3	37	33	89.2	17	32	31	96.9	5	75	55	73.3
	923260432	7242113	LESHIKISHIKI HIGH	2	18	15	83.3	3	36	23	63.9	0	33	31	93.9
	919340685	7272103	LETHEBA SECONDARY	2	90	56	62.2	122	144	67	46.5	46	110	36	32.7
	922250386	7221115	LETSHEGA-MALOKWANE SECONDARY	1	20	3	15.0	2	15	10	66.7	3	14	3	21.4
	922250393	7222116	LETSWALELA BAHLAGA SECONDARY	2	15	3	20.0	13	32	7	21.9	5	7	3	42.9



District Name	EMIS No	Centre No	Centre Name	Quintile	2014			2015			2016				
					Wrote	Achieved	% Achieved	No Progressed	Wrote	Achieved	% Achieved	No Progressed	Wrote	Achieved	% Achieved
CAPRICORN	992205604	7255160	LUTHULI PARK SCHOOL	3	43	18	41.9	0	60	34	56.7	0	73	29	39.7
	922220804	7256112	M E MAKGATO SECONDARY	3	83	61	73.5	32	120	77	64.2	32	150	47	31.3
	923241061	7231130	M P MAMABOLO SECONDARY	1	34	23	67.6	6	38	25	65.8	6	49	28	57.1
	920210456	7211112	MABEA SENIOR SECONDARY	1	65	49	75.4	0	90	56	62.2	0	109	30	27.5
	920210494	7211113	MABOTHA SECONDARY	1	29	22	75.9	15	27	18	66.7	0	21	19	90.5
	904241092	7234147	MACHAKA ROBERT MAMABOLO SECONDARY	2	24	21	87.5	0	56	37	66.1	8	44	19	43.2
	921230146	7263103	MACK SEMEKA SENIOR SECONDARY	2	71	56	78.9	12	125	71	56.8	25	73	59	80.8
	921230849	7262104	MADIBO SECONDARY	1	41	33	80.5	0	54	45	83.3	10	70	44	62.9
	922210524	7213114	MADIKWENG SENIOR SECONDARY	2	30	29	96.7	2	44	40	90.9	5	35	32	91.4
	923240310	7232150	MADIPOANE SECONDARY	1	59	49	83.1	0	67	57	85.1	42	98	53	54.1
	923260475	7241114	MADITSI HIGH	2	33	18	54.5	4	34	12	35.3	0	40	5	12.5
	923240327	7231108	MAFOLOFOLO HIGH	3	175	88	50.3	4	143	113	79.0	74	163	93	57.1
	921230177	7262105	MAFSIAGGOMO SECONDARY	2	24	23	95.8	0	41	32	78.0	7	60	35	58.3
	923242484	7233109	MAGAEDISHA HIGH	2	44	43	97.7	7	72	61	84.7	10	83	63	75.9
	923240358	7231110	MAGOGO SECONDARY	3	24	17	70.8	5	39	29	74.4	16	40	22	55.0
	920210531	7211115	MAHADIKANA SECONDARY	1	15	13	86.7	14	34	15	44.1	0	66	13	19.7
	922250478	7223158	MAHLABELA SECONDARY	2	46	41	89.1	8	67	52	77.6	20	69	53	76.8
	920210548	7214116	MAHLASE SENIOR SECONDARY	1	82	53	64.6	6	74	45	60.8	0	144	94	65.3
	923260529	7242146	MAHLOGEDI SECONDARY	2	17	16	94.1	0	34	26	76.5	5	30	27	90.0
	922250492	7222117	MAHOAI HIGH	2	78	69	88.5	0	99	83	83.8	5	106	97	91.5
	923260536	7242115	MAHWIBITSWANE SECONDARY	2	68	62	91.2	0	132	101	76.5	21	134	91	67.9
	923260550	7241116	MAIMANE SECONDARY	2	24	14	58.3	6	31	10	32.3	0	22	1	4.5
	923245492	7233111	MAISHA HIGH	2	17	14	82.4	7	33	17	51.5	11	39	15	38.5
	923260567	7244101	MAKADIMANE SECONDARY	1	12	6	50.0	0	9	5	55.6	5	7	4	57.1
	992201502	7215174	MAKAMA SECONDARY SCHOOL	1	27	4	14.8	5	28	16	57.1	0	17	2	11.8
	922210579	7216117	MAKANGWANE SECONDARY	1	44	6	13.6	10	35	20	57.1	12	28	8	28.6
	992203300	7231149	MAKGALAPANE COMBINED	2	8	2	25.0	2	12	2	16.7	1	13	1	7.7
	919340661	7272104	MAKGATO HIGH	2	55	20	36.4	18	68	34	50.0	30	64	29	45.3
	992202501	7224155	MAKGETHA SECONDARY	2	56	36	64.3	4	49	30	61.2	12	47	31	66.0
	923240433	7232151	MAKGOBAKETSE SECONDARY	3	45	19	42.2	9	45	15	33.3	10	52	21	40.4
	922220552	7256109	MAKGOFE HIGH	3	116	92	79.3	13	129	90	69.8	49	132	94	71.2

District Name	EMIS No	Centre No	Centre Name	Quintile	2014			2015			2016				
					Wrote	Achieved	% Achieved	No Progressed	Wrote	Achieved	% Achieved	No Progressed	Wrote	Achieved	% Achieved
CAPRICORN	923240457	7235112	MAKGOKA HIGH	3	371	285	76.8	16	272	195	71.7	40	476	301	63.2
	923240464	7235113	MAKGONGOANA HIGH	2	52	35	67.3	0	81	50	61.7	106	175	35	20.0
	921230207	7261107	MAKGWADING SECONDARY	1	26	21	80.8	6	40	29	72.5	26	31	18	58.1
	922251778	7225118	MAKOBATENG SECONDARY	2	18	6	33.3	9	36	10	27.8	0	33	4	12.1
	922250522	7222119	MAKOKO SECONDARY	2	9	6	66.7	7	13	2	15.4	2	10	6	60.0
	904242347	7234152	MAKOME SECONDARY	3	24	15	62.5	0	35	21	60.0	8	45	23	51.1
	923240501	7232114	MALATSWA HIGH	1	54	36	66.7	0	37	25	67.6	17	63	32	50.8
	920210630	7214118	MALEBOHO SENIOR SECONDARY	1	47	37	78.7	20	114	51	44.7	0	113	70	61.9
	920210661	7215119	MALUSI SECONDARY	2	71	45	63.4	17	89	38	42.7	0	124	59	47.6
	923240549	7235115	MAMABUDUSHA HIGH	2	79	43	54.4	20	108	70	64.8	41	137	52	38.0
	919340326	7272105	MAMAFA SECONDARY	2	15	6	40.0	3	30	19	63.3	2	25	10	40.0
	923260611	7245143	MAMAGOGO HIGH	1	29	26	89.7	11	35	29	82.9	11	45	35	77.8
	920210708	7216120	MAMMOKA SECONDARY	1	85	59	69.4	39	128	59	46.1	29	169	72	42.6
	923240563	7233116	MAMODIKELENG SECONDARY	2	30	25	83.3	22	66	37	56.1	17	47	34	72.3
	920210715	7211121	MAMODUWANE SECONDARY	1	24	10	41.7	8	28	18	64.3	0	49	8	16.3
	923240570	7233117	MAMOKGARI SECONDARY	2	24	15	62.5	2	15	9	60.0	0	23	15	65.2
	919340371	7271104	MAMOKUTUPI SECONDARY	3	13	10	76.9	0	19	18	94.7	12	31	21	67.7
	922220613	7251143	MAMOLEMANE SECONDARY	2	129	78	60.5	0	126	104	82.5	0	110	86	78.2
	922250539	7225153	MAMONE SECONDARY	2	22	7	31.8	3	29	9	31.0	19	42	19	45.2
	904240600	7231111	MAMPHOKU SECONDARY	3	31	30	96.8	1	34	31	91.2	0	48	38	79.2
	921230238	7261134	MAMPOTJANE SECONDARY	1	41	34	82.9	0	58	52	89.7	6	48	41	85.4
	920210784	7215122	MANKGAKGATLA SENIOR SECONDARY	2	25	22	88.0	0	39	31	79.5	0	46	34	73.9
	921230252	7262108	MANKHOLE SECONDARY	1	34	34	100.0	0	55	44	80.0	17	48	39	81.3
	923240648	7234119	MANKOENG HIGH	2	49	33	67.3	0	27	23	85.2	6	33	28	84.8
	920210791	7214123	MANOE SECONDARY	1	76	57	75.0	1	173	104	60.1	0	138	63	45.7
	923240655	7233120	MANOSHI SENIOR SECONDARY	2	37	32	86.5	16	60	28	46.7	7	37	25	67.6
	922250553	7222120	MAOWANENG SECONDARY	2	40	31	77.5	2	36	20	55.6	8	62	16	25.8
	922250560	7225121	MAPALE SENIOR SECONDARY	2	18	14	77.8	10	14	13	92.9	3	26	18	69.2
	923240686	7232121	MAPELOANA SECONDARY	1	67	38	56.7	1	86	52	60.5	5	73	44	60.3
	904210821	7215156	MAPHUTHA SECONDARY	2	56	13	23.2	0	78	33	42.3	0	96	28	29.2
	921230283	7263109	MAROBA SECONDARY	2	27	26	96.3	6	39	27	69.2	17	45	36	80.0

District Name	EMIS No	Centre No	Centre Name	Quintile	2014			2015			2016				
					Wrote	Achieved	% Achieved	No Progressed	Wrote	Achieved	% Achieved	No Progressed	Wrote	Achieved	% Achieved
CAPRICORN	923240747	7235122	MAROBATHOTHA HIGH	2	188	147	78.2	36	215	141	65.6	43	317	223	70.3
	920210845	7215160	MARUMOFASE COMMUNITY HIGH	2	119	72	60.5	0	66	54	81.8	0	97	66	68.0
	904240754	7234155	MASEALAMA SECONDARY	2	15	13	86.7	0	32	21	65.6	1	7	6	85.7
	919340388	7271105	MASEDI SECONDARY	3	64	37	57.8	25	85	43	50.6	18	51	34	66.7
	922220675	7255110	MASEDIBU SECONDARY	3	85	74	87.1	0	128	96	75.0	0	145	91	62.8
	922220699	7252111	MASEROLE SECONDARY	2	109	96	88.1	0	156	128	82.1	15	208	155	74.5
	919340395	7271106	MASHAHA SECONDARY	3	20	14	70.0	0	30	17	56.7	17	34	22	64.7
	922250577	7223125	MASHIANE HIGH	2	26	20	76.9	9	45	27	60.0	30	50	18	36.0
	923260703	7244117	MASHIANYANE HIGH	1	72	28	38.9	21	97	29	29.9	29	57	34	59.6
	923240785	7232123	MASOBE SECONDARY	3	35	24	68.6	0	38	32	84.2	22	24	22	91.7
	920210890	7211163	MASOKA SECONDARY	1	20	9	45.0	6	33	12	36.4	0	42	17	40.5
	922220736	7251149	MATHABATHA SECONDARY	1	60	39	65.0	0	117	66	56.4	0	101	40	39.6
	922220743	7254147	MATHETHA LEDWABA SECONDARY	2	21	9	42.9	3	27	12	44.4	5	25	10	40.0
	920210913	7211124	MATHIPA MAKGATO SECONDARY	1	57	44	77.2	27	75	32	42.7	0	94	38	40.4
	923260741	7241118	MATHOMOMAYO SENIOR SECONDARY	2	42	27	64.3	5	42	32	76.2	0	24	20	83.3
	923240792	7234154	MATHUKANA SECONDARY	2	28	14	50.0	0	45	31	68.9	10	43	32	74.4
	923260758	7243119	MATIME SECONDARY	3	36	16	44.4	0	37	18	48.6	7	25	19	76.0
	921230306	7263110	MATLADI PROJECT HIGH	2	103	89	86.4	0	167	125	74.9	4	104	86	82.7
	923260765	7244120	MATSIMELA HIGH	1	91	38	41.8	22	107	58	54.2	16	71	33	46.5
	920210951	7211125	MATSUOKWANE SECONDARY	1	23	14	60.9	12	32	19	59.4	12	49	26	53.1
	920210968	7215126	MATSWAKE SECONDARY	1	93	66	71.0	0	103	76	73.8	40	157	32	20.4
	922250607	7225152	MATUMA SECONDARY	2	11	7	63.6	3	12	7	58.3	3	26	15	57.7
	922220811	7254150	MILENTE SECONDARY	3	36	10	27.8	14	29	6	20.7	2	36	15	41.7
	904223424	7255156	MILLENNIUM COLLEGE	3	88	70	79.5	0	124	100	80.6	0	162	107	66.0
	992206301	7263133	MMABOLEPU SECONDARY	2	49	37	75.5	8	63	41	65.1	33	70	38	54.3
	921230160	7262133	MMADITHAKADU SECONDARY	1	16	14	87.5	0	16	14	87.5	2	23	16	69.6
	922220842	7252113	MMAKGABO SENIOR SECONDARY	2	71	43	60.6	0	88	61	69.3	36	104	60	57.7
	920211015	7213127	MMALOTLO SENIOR SECONDARY	1	36	18	50.0	12	22	9	40.9	14	14	9	64.3
	922220859	7251137	MMAMAFA SECONDARY	2	23	15	65.2	0	38	14	36.8	0	44	33	75.0
	922220866	7253114	MMAMARAMA SECONDARY	3	31	29	93.5	8	48	47	97.9	14	43	33	76.7
922251785	7225122	MMAMEHLABE SENIOR SECONDARY	2	25	19	76.0	0	46	24	52.2	0	54	34	63.0	

District Name	EMIS No	Centre No	Centre Name	Quintile	2014			2015			2016				
					Wrote	Achieved	% Achieved	No Progressed	Wrote	Achieved	% Achieved	No Progressed	Wrote	Achieved	% Achieved
CAPRICORN	922250645	7221151	MMAMOLOPE SENIOR SECONDARY	1	62	56	90.3	9	58	52	89.7	40	97	64	66.0
	922220873	7253115	MMANARE SECONDARY	2	54	37	68.5	10	100	69	69.0	33	96	61	63.5
	922251792	7225123	MMANKOGAEDUPE SECONDARY	2	18	18	100.0	3	39	30	76.9	16	23	16	69.6
	920210814	7211175	MMANTSHAKO SECONDARY	1	22	12	54.5	16	41	16	39.0	0	76	20	26.3
	923240822	7233124	MMAPADI SEN SECONDARY	2	31	25	80.6	34	67	24	35.8	15	75	21	28.0
	922220880	7253116	MMAPHUTI SECONDARY	3	26	22	84.6	25	83	61	73.5	32	88	61	69.3
	920211046	7211128	MMATSELA HIGH	1	30	30	100.0	10	42	35	83.3	3	47	40	85.1
	904220910	7254117	MMATSHIPI SENIOR SECONDARY	2	46	37	80.4	17	84	61	72.6	12	82	43	52.4
	922250676	7224126	MOCHEDI HIGH	2	56	49	87.5	20	91	55	60.4	9	65	54	83.1
	922211077	7212129	MODUMELA SECONDARY	2	45	18	40.0	7	54	19	35.2	0	60	24	40.0
	922250690	7224127	MODUMO SECONDARY	2	11	4	36.4	1	18	10	55.6	16	17	7	41.2
	923260796	7244121	MOGAPUTJI HIGH	1	19	13	68.4	1	43	33	76.7	18	45	21	46.7
	925220941	7255119	MOHLAKANENG HIGH	3	94	74	78.7	2	107	71	66.4	0	138	79	57.2
	922222503	7256159	MOHLAPETSE SECONDARY	3	72	62	86.1	28	121	110	90.9	47	96	72	75.0
	921230375	7263111	MOHLOPHENG SECONDARY	2	33	25	75.8	0	35	24	68.6	0	42	26	61.9
	922250713	7221150	MOKATENG SECONDARY	1	7	4	57.1	3	14	10	71.4	4	22	6	27.3
	923260833	7243122	MOKGOROTLWANE SECONDARY	2	39	17	43.6	0	59	8	13.6	0	15	6	40.0
	919340418	7271108	MOKOMENE HIGH	3	37	33	89.2	0	26	24	92.3	20	66	46	69.7
	923240907	7233125	MOKWATEDI SECONDARY	2	50	39	78.0	23	66	42	63.6	1	60	49	81.7
	922222473	7256151	MOLAUTSI SECONDARY	3	55	42	76.4	11	110	91	82.7	51	97	75	77.3
	923240945	7231126	MOLOISI HIGH	3	43	32	74.4	8	45	40	88.9	14	97	48	49.5
	920212377	7216131	MOLOKO SENIOR SECONDARY	1	19	16	84.2	9	32	16	50.0	14	51	13	25.5
	922222466	7256152	MONYONG SECONDARY	3	52	48	92.3	12	138	85	61.6	21	86	43	50.0
	921230429	7261113	MOREMOTSE SENIOR SECONDARY	1	18	10	55.6	0	16	13	81.3	0	11	7	63.6
	921230436	7262114	MOROPA SECONDARY	2	43	39	90.7	0	32	31	96.9	0	51	42	82.4
	992205514	7255161	MORULENG SECONDARY	3	42	19	45.2	0	61	45	73.8	0	71	42	59.2
	923240983	7231148	MORUTWA SECONDARY	3	21	19	90.5	8	22	14	63.6	17	43	28	65.1
	923260918	7241123	MOSEPEDI SECONDARY	2	50	43	86.0	7	75	50	66.7	8	88	77	87.5
	922250584	7223156	MOSHIDI SECONDARY	2	34	34	100.0	3	29	26	89.7	2	32	29	90.6
	920211190	7211154	MOSHOKOA SECONDARY	1	39	36	92.3	0	44	36	81.8	0	95	46	48.4
	922221015	7251120	MOSHUBABA SECONDARY	1	157	67	42.7	0	113	97	85.8	23	90	76	84.4
	922250751	7221128	MOSONYA SECONDARY	1	15	7	46.7	9	26	9	34.6	12	25	22	88.0
	923241023	7232128	MOTHIMAKO SECONDARY	1	81	55	67.9	0	87	60	69.0	30	99	62	62.6

District Name	EMIS No	Centre No	Centre Name	Quintile	2014			2015			2016				
					Wrote	Achieved	% Achieved	No Progressed	Wrote	Achieved	% Achieved	No Progressed	Wrote	Achieved	% Achieved
CAPRICORN	923241047	7234129	MOTLAKARO SECONDARY	2	22	10	45.5	0	26	10	38.5	7	17	9	52.9
	919340333	7272106	MOTLALAOHLE SECONDARY	2	129	72	55.8	67	202	108	53.5	24	149	115	77.2
	922252017	7225159	MOTLISHI SECONDARY	2	38	32	84.2	12	51	33	64.7	14	53	30	56.6
	904221067	7253121	MOTSE MARIA SECONDARY	4	83	77	92.8	9	121	111	91.7	3	142	97	68.3
	923241054	7235138	MOUNTAINVIEW SENIOR SECONDARY	3	342	189	55.3	34	373	206	55.2	21	303	149	49.2
	920211206	7213164	MPATAPATA SECONDARY	1	27	22	81.5	0	24	24	100.0	2	28	26	92.9
	923260949	7241124	MPHACHUE SECONDARY	1	31	28	90.3	0	67	31	46.3	6	66	51	77.3
	922221098	7253122	MPHATLALATSANE SECONDARY	3	24	22	91.7	2	36	28	77.8	5	26	19	73.1
	920211220	7216132	MPHELA SECONDARY	1	37	28	75.7	9	50	43	86.0	12	50	29	58.0
	920211237	7211133	MPHENGWA SECONDARY	1	26	25	96.2	0	52	29	55.8	18	69	31	44.9
	992205203	7252156	MPHETHANTSHA HIGH	1								1	50	16	32.0
	923241078	7235156	MPHETSEBE SECONDARY	2	166	114	68.7	10	208	121	58.2	13	218	78	35.8
	921230924	7261115	MPOTLA SENIOR SECONDARY	1	5	5	100.0	0	8	8	100.0	1	8	8	100.0
	920211268	7216134	MY DARLING SENIOR SECONDARY	1	69	19	27.5	6	63	33	52.4	40	72	26	36.1
	922223261	7255903	MYNGENOEGEN ENGLISH PRIVATE SCHOOL	99	20	15	75.0	0	17	14	82.4	0	18	12	66.7
	920211275	7211135	NAKEDI SECONDARY	1	19	15	78.9	5	28	18	64.3	0	47	19	40.4
	922221142	7251123	NARE SENIOR SECONDARY	1	91	70	76.9	0	86	76	88.4	0	167	132	79.0
	922251754	7225130	NCHELELENG SENIOR SECONDARY	2	41	17	41.5	13	64	21	32.8	8	45	11	24.4
	922250805	7222131	NGAKANA SECONDARY	2	26	21	80.8	8	43	19	44.2	2	66	37	56.1
	923260970	7242144	NGOATOTLOU SECONDARY	2	24	22	91.7	0	22	19	86.4	4	28	21	75.0
	920212476	7211169	NGWAKWANA SECONDARY	1	25	19	76.0	2	26	18	69.2	0	34	9	26.5
	923260987	7244152	NGWAMOREI SECONDARY	1	21	8	38.1	0	38	19	50.0	16	40	9	22.5
	923260994	7243125	NGWANA MOHUBE SECONDARY	3	90	47	52.2	0	83	59	71.1	15	107	59	55.1
	921230504	7263116	NGWANABAHLALERWA SECONDARY	2	21	16	76.2	2	36	20	55.6	5	37	29	78.4
	923241108	7232131	NGWANALAKA SECONDARY	3	35	20	57.1	0	71	21	29.6	0	33	20	60.6
	922251815	7225132	NGWANALLELA HIGH	1	27	22	81.5	4	40	25	62.5	4	46	31	67.4
	923241115	7233102	NGWANASEALA SECONDARY	2	22	21	95.5	4	24	17	70.8	4	32	25	78.1
	922221180	7253153	NGWANASEHLAKWANA SECONDARY	3	27	23	85.2	5	35	13	37.1	12	44	12	27.3



District Name	EMIS No	Centre No	Centre Name	Quintile	2014			2015			2016				
					Wrote	Achieved	% Achieved	No Progressed	Wrote	Achieved	% Achieved	No Progressed	Wrote	Achieved	% Achieved
CAPRICORN	922251761	7225134	NKGOPOLENG BAKONE SECONDARY	2	62	52	83.9	4	64	59	92.2	16	82	80	97.6
	923241122	7234132	NKOSHILO HIGH	2	77	68	88.3	0	120	111	92.5	32	89	79	88.8
	922250836	7221135	NOKANANTSHWANA SECONDARY	1	6	2	33.3	0	4	2	50.0	0	2	0	0.0
	922250843	7221136	NOKO SECONDARY	1								1	2	2	100.0
	923261010	7244126	NOKOTLOU SECONDARY	1	50	30	60.0	4	73	40	54.8	2	73	18	24.7
	904221304	7255902	NORTHERN ACADEMY SECONDARY	99	396	361	91.2	4	566	561	99.1	0	603	565	93.7
	922223503	7255104	NORTHERN MUSLIM SCHOOL	99	25	25	100.0	0	20	20	100.0	0	16	16	100.0
	905341183	7271110	NTHABISENG SECONDARY	3	37	18	48.6	0	52	30	57.7	18	54	25	46.3
	922250867	7223137	NTHEMA SENIOR SECONDARY	2	34	15	44.1	4	27	14	51.9	14	40	17	42.5
	920211329	7211155	NTSOSE SECONDARY	1	24	16	66.7	9	28	13	46.4	0	27	9	33.3
	922221227	7256124	O R MABOTJA SECONDARY	3	40	18	45.0	19	67	38	56.7	30	110	52	47.3
	904221241	7253138	PAX HIGH	4	60	59	98.3	5	71	69	97.2	5	81	75	92.6
	922222497	7256157	PETER NCHABELENG SECONDARY	3	41	25	61.0	28	113	34	30.1	20	100	42	42.0
	920211350	7213136	PHAGAMANG SENIOR SECONDARY	2	57	52	91.2	5	62	60	96.8	2	79	63	79.7
	920211367	7212137	PHALA SECONDARY	2	83	57	68.7	39	95	64	67.4	20	95	68	71.6
	921230535	7261117	PHALAKGORO MOTHOA SECONDARY	1	56	38	67.9	0	68	59	86.8	2	57	26	45.6
	922222510	7252155	PHALATLOU SECONDARY	1	38	36	94.7	0	30	30	100.0	9	52	46	88.5
	923261041	7245127	PHASOANE HIGH	1	15	6	40.0	0	46	21	45.7	7	27	20	74.1
	923261058	7245128	PHAUWE SENIOR SECONDARY	2	39	7	17.9	5	38	19	50.0	14	22	13	59.1
	923242262	7231133	PHIRI KOLOBE HIGH	1	19	9	47.4	10	43	16	37.2	0	36	18	50.0
	922250911	7223147	PHOKELA SECONDARY	2	21	14	66.7	4	27	14	51.9	6	31	11	35.5
	923241153	7232134	PHOMOLONG SENIOR SECONDARY	1	23	14	60.9	7	27	14	51.9	5	37	24	64.9
	923261065	7244151	PHOPHEDI HIGH	1	12	11	91.7	6	22	17	77.3	9	23	9	39.1
	923261072	7244150	PHOSANE SECONDARY	1	14	12	85.7	8	28	19	67.9	1	36	6	16.7
	920211374	7216138	PHUMATLA SECONDARY	1	32	10	31.3	5	24	10	41.7	15	41	11	26.8
	923241160	7233135	PHUNYAKO HIGH	2	29	25	86.2	5	49	44	89.8	20	57	44	77.2
	922250928	7222138	PHUTI SEOPA SECONDARY	2	26	16	61.5	5	33	20	60.6	16	44	20	45.5
	923261096	7245129	PHUTLO SECONDARY	1	42	21	50.0	3	33	17	51.5	21	27	11	40.7
	921230566	7262128	PIET N APHANE HIGH	2	11	11	100.0	2	25	22	88.0	4	41	36	87.8
	920211428	7214165	RADIKGOBETHE SECONDARY	1	62	49	79.0	4	82	70	85.4	0	109	80	73.4
	923261119	7242130	RADIKGOMO SECONDARY	2	15	13	86.7	0	24	15	62.5	48	26	15	57.7



District Name	EMIS No	Centre No	Centre Name	Quintile	2014			2015			2016				
					Wrote	Achieved	% Achieved	No Progressed	Wrote	Achieved	% Achieved	No Progressed	Wrote	Achieved	% Achieved
CAPRICORN	992202402	7224156	RADIPITSI SECONDARY SCHOOL	2	54	5	9.3	1	63	12	19.0	11	29	9	31.0
	920211435	7214139	RADIRA SECONDARY	1	22	17	77.3	31	72	23	31.9	0	69	41	59.4
	904211442	7215158	RALEKWALANA SECONDARY	2	65	46	70.8	0	95	59	62.1	0	148	45	30.4
	921230580	7263118	RAMABELE SECONDARY	2	12	10	83.3	0	28	22	78.6	15	23	19	82.6
	923241214	7235136	RAMABU HIGH	3	66	37	56.1	13	70	50	71.4	29	72	51	70.8
	923241221	7232158	RAMAKANYANE SECONDARY	2	35	11	31.4	0	35	27	77.1	9	33	21	63.6
	920211473	7215140	RAMATEMA SECONDARY	2	31	23	74.2	0	31	21	67.7	0	42	27	64.3
	923241245	7232137	RAMATHOPE SENIOR SECONDARY	1	172	114	66.3	6	213	140	65.7	60	238	135	56.7
	920211497	7216141	RAMOHLAKANA SECONDARY	1	27	20	74.1	0	21	18	85.7	14	33	15	45.5
	920211503	7214166	RAMOKGETHI SECONDARY	1	4	4	100.0	0	13	5	38.5	0	23	14	60.9
	923241238	7235153	RAMOSHOBOHLE HIGH	2	33	26	78.8	2	54	51	94.4	3	74	47	63.5
	920211510	7213142	RAMOTSHABI SECONDARY	1	49	27	55.1	0	52	30	57.7	9	87	33	37.9
	919340340	7272107	RAMPO HIGH	2	73	37	50.7	19	54	24	44.4	32	52	19	36.5
	923241269	7231139	RANTI SECONDARY	3	45	19	42.2	11	35	18	51.4	9	39	7	17.9
	920211534	7216167	RAPETSWA SECONDARY	1	11	11	100.0	3	13	13	100.0	10	18	13	72.2
	920211541	7215143	RAPHATLHA SECONDARY	1	27	27	100.0	0	38	19	50.0	0	28	14	50.0
	920213168	7214171	RASEKGALA SECONDARY	1	23	14	60.9	6	27	13	48.1	0	49	28	57.1
	922251020	7223139	RASELETE SECONDARY	2	68	17	25.0	5	65	21	32.3	11	43	25	58.1
	919341152	7272108	RASEMA SECONDARY	2	54	34	63.0	1	51	39	76.5	7	58	26	44.8
	921230634	7263119	REHOLEGILE SECONDARY	2	70	42	60.0	0	62	39	62.9	14	82	34	41.5
	923261812	7245132	REKHUTJITJE SECONDARY	2	46	27	58.7	0	48	27	56.3	11	51	20	39.2
	992204101	7241112	RUSPLAAS CHRISTIAN MODEL SCHOOL	99	58	53	91.4	0	62	62	100.0	0	72	72	100.0
	923261270	7241136	S J VAN DER MERWE TECHNICAL HIGH	4	135	121	89.6	11	154	132	85.7	24	170	153	90.0
	920211626	7213144	SCHOONGEZICHT HIGH	1	34	10	29.4	19	52	21	40.4	8	39	15	38.5
	919340357	7272109	SEALE SECONDARY	3	33	18	54.5	1	60	32	53.3	0	64	44	68.8
	921230658	7261120	SEBITJA SENIOR SECONDARY	1	104	90	86.5	0	124	106	85.5	6	143	132	92.3
	904230665	7263134	SEBOTSI COMBINED SCHOOL	1	14	12	85.7	3	21	21	100.0	0	23	22	95.7
	921230672	7262121	SECHICHI HIGH	1	47	37	78.7	0	51	47	92.2	13	32	27	84.4
	923261188	7243152	SEDIMOTHOLE SECONDARY	2	87	58	66.7	0	117	59	50.4	26	153	54	35.3
	922221432	7254139	SEEMOLE MARABA SECONDARY	3	19	4	21.1	8	33	20	60.6	1	20	12	60.0
	919340432	7271111	SEFOLOKO SECONDARY	3	205	157	76.6	17	285	178	62.5	3	372	240	64.5
	921230689	7262129	SEGAENG SECONDARY	1	22	16	72.7	1	30	10	33.3	13	40	28	70.0
	923261881	7243133	SEGOPOTJE SECONDARY	1	96	82	85.4	0	107	85	79.4	3	102	85	83.3

District Name	EMIS No	Centre No	Centre Name	Quintile	2014			2015			2016				
					Wrote	Achieved	% Achieved	No Progressed	Wrote	Achieved	% Achieved	No Progressed	Wrote	Achieved	% Achieved
CAPRICORN	923261201	7242134	SEHLOLA HIGH	2	31	27	87.1	0	40	20	50.0	6	28	23	82.1
	920211664	7216145	SEIKGONI SECONDARY	2	22	2	9.1	7	31	12	38.7	7	36	12	33.3
	920211671	7214146	SEIPHI SECONDARY	1	19	13	68.4	0	25	21	84.0	0	36	20	55.6
	922221470	7254154	SEIPONE SECONDARY	2	15	9	60.0	3	28	20	71.4	5	41	18	43.9
	923261218	7245135	SEKATE SENIOR SECONDARY	2	44	40	90.9	0	63	41	65.1	4	74	44	59.5
	922251075	7223140	SEKATI SECONDARY	2	32	12	37.5	2	26	16	61.5	2	24	14	58.3
	920211688	7214168	SEKELEKA SENIOR SECONDARY	2	29	24	82.8	0	37	20	54.1	0	54	20	37.0
	922221487	7253125	SEKGOPETJANA SECONDARY	2	48	32	66.7	0	67	38	56.7	2	82	56	68.3
	923241344	7235140	SEKITLA SECONDARY	2	12	5	41.7	0	15	6	40.0	0	15	3	20.0
	922211718	7212175	SEKURUWE COMBINED	1	51	25	49.0	0	53	41	77.4	5	48	39	81.3
	922251099	7225141	SELAMODI SENIOR SECONDARY	2	40	36	90.0	6	46	42	91.3	22	58	47	81.0
	922251105	7222142	SELOUTJO SECONDARY	2	13	9	69.2	6	21	8	38.1	21	31	9	29.0
	922251112	7222148	SEMANENG SECONDARY	2	27	21	77.8	7	33	25	75.8	7	20	14	70.0
	922251136	7221143	SEO SECONDARY	1	12	12	100.0	0	29	17	58.6	7	24	3	12.5
	922251143	7223144	SEOKENG SECONDARY	2	36	22	61.1	2	42	26	61.9	13	45	29	64.4
	904241368	7234141	SEOLWANA SECONDARY	2	30	25	83.3	0	50	28	56.0	4	63	27	42.9
	921230726	7262122	SERADITOLA SECONDARY	1	13	11	84.6	0	21	13	61.9	0	28	11	39.3
	922211794	7212147	SERIPA SECONDARY	2	40	30	75.0	13	67	40	59.7	11	52	39	75.0
	921230733	7261125	SERUTLE SECONDARY	1	21	17	81.0	4	33	26	78.8	0	23	21	91.3
	922221500	7252126	SESHEGO HIGH	1	208	139	66.8	1	293	156	53.2	5	280	125	44.6
	921230740	7262123	SETHWETHWA SEN SECONDARY	2	45	45	100.0	0	60	60	100.0	0	63	63	100.0
	922223479	7253801	SETOTOLWANE SECONDARY	99	38	15	39.5	0	36	6	16.7	56	72	7	9.7
	921230757	7263130	SETUKA SECONDARY	3	32	11	34.4	0	27	22	81.5	0	27	20	74.1
	922211848	7212148	SHAKOLENG SECONDARY	2	37	20	54.1	0	54	34	63.0	9	61	28	45.9
	923241412	7233143	ST BEDE SENIOR SECONDARY	2	105	97	92.4	4	135	113	83.7	19	178	157	88.2
	919341169	7272110	ST BRENDAN'S CATHOLIC SECONDARY	4	110	109	99.1	0	110	103	93.6	2	131	117	89.3
	923261409	7242901	ST FRANCIS CATHOLIC ACADEMY	99	25	23	92.0	0	31	28	90.3	0	30	25	83.3
	919340616	7272111	TABUDI SECONDARY	3	28	12	42.9	0	18	16	88.9	0	47	19	40.4
	923261294	7243137	TAUPHUTI SECONDARY	2	41	29	70.7	0	62	25	40.3	10	37	31	83.8
	904251846	7255135	TAXILA COMBINED	3	172	168	97.7	4	202	159	78.7	0	195	182	93.3
	920211862	7215159	TEMA SECONDARY	2	67	42	62.7	0	59	47	79.7	0	72	36	50.0
	923261300	7245138	THAGAETALA SECONDARY	1	23	15	65.2	6	49	31	63.3	11	78	26	33.3
	923261324	7242147	THOGOA SECONDARY	2	29	26	89.7	2	44	30	68.2	26	45	30	66.7
	920332271	7211156	THOKAMPE SECONDARY	1	56	45	80.4	15	70	40	57.1	0	92	74	80.4

District Name	EMIS No	Centre No	Centre Name	Quintile	2014			2015			2016				
					Wrote	Achieved	% Achieved	No Progressed	Wrote	Achieved	% Achieved	No Progressed	Wrote	Achieved	% Achieved
CAPRICORN	922221586	7254127	TLAKALE MASHASHANE SECONDARY	3	166	122	73.5	18	131	118	90.1	27	185	166	89.7
	922251174	7222146	TLOU SECONDARY	2	43	21	48.8	33	46	26	56.5	11	41	21	51.2
	920211909	7216151	TLOU-MATOME SECONDARY	1	19	10	52.6	5	28	15	53.6	4	28	19	67.9
	923261386	7241139	TLOURWE HIGH	2	29	10	34.5	1	31	11	35.5	7	26	13	50.0
	904220255	7255134	TOM NAUDE TECHNICAL HIGH	3	162	137	84.6	26	153	139	90.8	0	129	115	89.1
	923241504	7233145	TSELA CHUEU SECONDARY	2	23	19	82.6	20	33	18	54.5	15	49	13	26.5
	923241511	7233144	TSHEBELA HIGH	2	41	33	80.5	10	56	41	73.2	7	58	43	74.1
	923261393	7242140	TSHEHLO SECONDARY	2	15	9	60.0	0	30	11	36.7	8	16	13	81.3
	920211916	7214170	TSHENYANE JUNIOR SECONDARY	1	27	16	59.3	1	32	22	68.8	0	36	19	52.8
	922251808	7225145	TSHUKUTSWE HIGH	2	20	13	65.0	29	46	28	60.9	14	46	16	34.8
	921230818	7262124	TUBAKE SENIOR SECONDARY	2	111	92	82.9	0	94	82	87.2	34	154	110	71.4
	921600201	7216201	TUMAKGOLE REPEAT PART-TIME									0	11	11	100.0
	920211930	7216149	TUMAKGOLE SENIOR	1	41	16	39.0	7	39	19	48.7	25	56	20	35.7
	920211947	7212150	V P MANTHATA SENIOR SECONDARY	2	115	74	64.3	13	127	84	66.1	11	144	77	53.5
	904222428	7255136	WESTENBURG SECONDARY	3	77	43	55.8	1	169	96	56.8	0	205	88	42.9
	923241542	7233146	ZOETFONTEIN SECONDARY	2	88	55	62.5	39	81	48	59.3	13	82	38	46.3
GREATER SEKHUKHUNE	924650580	7631141	A M MASHEGO SECONDARY	2	95	73	76.8	0	158	88	55.7	79	213	77	36.2
	924650160	7634101	ABRAHAM SEROTE SECONDARY	1	49	36	73.5	13	131	95	72.5	17	112	77	68.8
	925660037	7661101	BAPHADIMA SECONDARY	1	22	13	59.1	9	23	8	34.8	42	33	2	6.1
	925620022	7623166	BAROKA SECONDARY SCHOOL	1	7	5	71.4	0	34	21	61.8	9	55	6	10.9
	925620039	7624101	BATAU SECONDARY	1	33	26	78.8	15	53	40	75.5	22	72	54	75.0
	924650177	7634102	BOLEU HIGH	2	61	46	75.4	12	80	52	65.0	17	54	46	85.2
	924640064	7651101	BOPEDIBAPEDI SECONDARY	2	104	76	73.1	0	125	112	89.6	20	147	125	85.0
	996602403	7624903	CALVIN COMBINED SCHOOL	99	92	87	94.6	0	64	63	98.4	0	84	84	100.0
	996606601	7672101	DIBATHUTO SECONDARY SCHOOL	2	73	67	91.8	23	103	74	71.8	65	124	88	71.0
	925630357	7643101	DIHLABAKELA SECONDARY	1	59	53	89.8	2	54	43	79.6	4	65	50	76.9
	925620060	7621167	DIKOTOPE SECONDARY	1	22	12	54.5	2	40	14	35.0	9	69	16	23.2
	924651941	7635104	DIMO SECONDARY	1	16	8	50.0	0	15	7	46.7	1	19	10	52.6
	925610179	7613101	DINAKANYANE SECONDARY	1	22	22	100.0	0	23	22	95.7	10	44	32	72.7

District Name	EMIS No	Centre No	Centre Name	Quintile	2014			2015			2016				
					Wrote	Achieved	% Achieved	No Progressed	Wrote	Achieved	% Achieved	No Progressed	Wrote	Achieved	% Achieved
GREATER SEKHUKHUNE	925620077	7623103	DINKWANYANE SECONDARY	1	30	8	26.7	0	39	16	41.0	2	22	7	31.8
	924640118	7657102	DIPHALE SECONDARY	1	51	20	39.2	0	44	11	25.0	2	27	12	44.4
	996606602	7672102	DITHAMAGA SECONDARY SCHOOL	2	50	35	70.0	24	83	55	66.3	21	66	36	54.5
	925610018	7611102	DITHOTHWANENG SECONDARY	1	62	39	62.9	29	108	36	33.3	45	104	45	43.3
	996606511	7671901	DYNAMIQUE PRIVATE HIGH	99	42	38	90.5	0	55	49	89.1	0	58	47	81.0
	996606523	7671906	ELSHADAI COMBINED SCHOOL	99	27	23	85.2	0	39	30	76.9	0	63	43	68.3
	996606546	7671116	ESTER MALEKA COMPREHENSIVE HIGH SCHO	4	21	19	90.5	0	23	22	95.7	1	34	34	100.0
	996606510	7671902	EXCELSIOR COLLEGE	99	20	17	85.0	0	12	7	58.3	0	14	8	57.1
	925610186	7613103	FETAKGOMO SENIOR SECONDARY	1	97	72	74.2	58	194	111	57.2	0	166	68	41.0
	925610094	7612132	FRANK MASHILE SECONDARY	1	77	31	40.3	0	81	54	66.7	0	135	60	44.4
	925630029	7641102	GANGADZA SENIOR SECONDARY	1	25	15	60.0	10	13	6	46.2	0	13	6	46.2
	924643377	7653103	GLEN COWIE SECONDARY	3	66	60	90.9	0	83	77	92.8	2	69	64	92.8
	925661467	7663105	GOBETSE SECONDARY	1	55	45	81.8	0	53	35	66.0	13	89	70	78.7
	996606540	7671904	GOOD SHEPHERD MODEL SCHOOL	99	67	58	86.6	0	63	54	85.7	0	80	71	88.8
	924650597	7633136	GOODHOPE SECONDARY	2	16	3	18.8	0	33	15	45.5	12	30	16	53.3
	996606504	7671115	GROBLERSDAL ACADEMY	5	50	40	80.0	0	54	50	92.6	0	57	56	98.2
	925610100	7612104	HANS KOMANE SECONDARY	1	34	25	73.5	9	46	26	56.5	19	43	14	32.6
	924651965	7633107	HLABI SECONDARY	2	58	51	87.9	0	82	57	69.5	19	71	64	90.1
	924651286	7633108	HLANGANANI SECONDARY	1	22	19	86.4	0	53	30	56.6	42	42	32	76.2
	996606537	7671106	HOeRSKOOL BEN VILJOEN	5	128	126	98.4	0	143	142	99.3	0	119	119	100.0
	924651910	7635109	HUTUTU SENIOR SECONDARY	1	90	50	55.6	0	107	71	66.4	86	127	65	51.2
	924650603	7631137	IZIKHALI ZEMFUNDO SENIOR SECONDARY	1	54	13	24.1	0	95	28	29.5	17	99	30	30.3
	996606201	7662101	JANE FURSE COMPREHENSIVE	3	91	89	97.8	0	86	82	95.3	5	90	83	92.2
	925620152	7622105	KANAMA SECONDARY	2	6	4	66.7	0	9	5	55.6	4	7	7	100.0
	996606821	7674101	KGAGATLOU SECONDARY SCHOOL	1	15	13	86.7	6	31	28	90.3	17	43	29	67.4
	924640354	7654104	KGAHLANAMORULANA SENIOR SECONDARY	1	39	27	69.2	24	129	57	44.2	0	74	40	54.1
	996606300	7663168	KGAHLANONG SECONDARY SCHOOL	1	89	68	76.4	14	102	80	78.4	1	147	99	67.3

District Name	EMIS No	Centre No	Centre Name	Quintile	2014			2015			2016				
					Wrote	Achieved	% Achieved	No Progressed	Wrote	Achieved	% Achieved	No Progressed	Wrote	Achieved	% Achieved
GREATER SEKHUKHUNE	925660150	7664108	KGALATLOU SECONDARY	1	71	22	31.0	0	75	27	36.0	22	93	30	32.3
	925620176	7623107	KGAOLA SENIOR SECONDARY	1	13	10	76.9	0	10	9	90.0	2	16	8	50.0
	924651491	7633148	KGAPHOLA MATLALA SECONDARY	1	16	11	68.8	0	43	19	44.2	2	24	15	62.5
	925631022	7642103	KGOKODIBENG SECONDARY	1	39	37	94.9	0	56	49	87.5	0	74	62	83.8
	925631367	7645104	KGOLANE SECONDARY-1	1	44	12	27.3	0	51	25	49.0	0	54	21	38.9
	925660211	7662110	KGOLOKO SENIOR SECONDARY	1	104	74	71.2	17	86	49	57.0	25	99	62	62.6
	924640446	7651106	KGOSHIMOROANGOATO SECONDARY	1	62	52	83.9	53	63	61	96.8	3	70	57	81.4
	996606715	7673101	KGOTHALA SECONDARY SCHOOL	2	82	34	41.5	53	143	30	21.0	33	133	28	21.1
	924640453	7651107	KGOTSWANE SECONDARY	1	29	8	27.6	1	28	7	25.0	3	31	8	25.8
	924650184	7634105	KOPA SECONDARY	1	98	65	66.3	32	184	83	45.1	36	199	72	36.2
	924650887	7635107	KOTOLE SECONDARY	2	79	46	58.2	0	88	32	36.4	3	115	39	33.9
	991102501	7635146	KUBELA SECONDARY SCHOOL	1	19	10	52.6	0	33	26	78.8	37	58	24	41.4
	925620213	7624110	KWELEDI SECONDARY	2	42	38	90.5	35	98	52	53.1	72	110	23	20.9
	925660235	7664163	LAMDZANDVO SECONDARY	1	13	10	76.9	1	14	7	50.0	12	25	10	40.0
	925620220	7622111	LEAGATHOKO SECONDARY	2	39	22	56.4	28	89	21	23.6	40	123	35	28.5
	925630043	7641105	LEFAKGOMO SECONDARY	1	142	53	37.3	38	190	61	32.1	11	111	50	45.0
	924640538	7653108	LEGALETLWA SENIOR SECONDARY	1	42	22	52.4	0	93	48	51.6	60	106	43	40.6
	925660259	7664162	LEGARE SENIOR SECONDARY	1	42	28	66.7	17	78	40	51.3	45	134	25	18.7
	925620268	7624113	LEHLABA SECONDARY	1	42	33	78.6	16	105	67	63.8	0	72	48	66.7
	925620275	7621114	LEHLABILE SECONDARY	1	73	49	67.1	43	120	54	45.0	0	80	62	77.5
	925660266	7662111	LEHUTJWANA SENIOR SECONDARY	2	60	35	58.3	0	52	24	46.2	31	60	13	21.7
	921230122	7635102	LEHWELERE MATLALA SECONDARY	1	24	19	79.2	0	29	20	69.0	9	34	22	64.7
	924640569	7655109	LEHWELERE SECONDARY	2	60	48	80.0	7	97	71	73.2	14	132	62	47.0
	924651231	7633142	LEKALA SECONDARY	1	12	11	91.7	0	29	22	75.9	0	20	19	95.0
	925610025	7611106	LEKENTLE SECONDARY	1	69	43	62.3	47	51	33	64.7	17	68	38	55.9
	924640583	7652110	LEKHINE SECONDARY	1	21	9	42.9	7	32	12	37.5	0	30	12	40.0
	924640590	7651111	LEKOKO SECONDARY	1	46	26	56.5	0	88	60	68.2	10	95	43	45.3
	925661450	7662157	LENGAMA SENIOR SECONDARY	2	26	13	50.0	44	64	16	25.0	3	22	7	31.8
	924640620	7654113	LEOKENG SECONDARY	1	16	11	68.8	0	27	16	59.3	0	29	20	69.0
	925620305	7624115	LEOLO HIGH	3	96	45	46.9	22	110	41	37.3	19	149	76	51.0
	906120591	7635116	LEPELLE SECONDARY	1	61	36	59.0	0	168	74	44.0	9	119	50	42.0



District Name	EMIS No	Centre No	Centre Name	Quintile	2014			2015			2016				
					Wrote	Achieved	% Achieved	No Progressed	Wrote	Achieved	% Achieved	No Progressed	Wrote	Achieved	% Achieved
GREATER SEKHUKHUNE	925630067	7641106	LEPHENYE SECONDARY	1	28	21	75.0	7	30	20	66.7	3	44	26	59.1
	925660303	7664113	LERATO SECONDARY	1	4	3	75.0	0	13	5	38.5	0	4	2	50.0
	996606531	7671107	LERIANA SENIOR SECONDARY SCHOOL	2	40	7	17.5	0	55	20	36.4	0	72	19	26.4
	925630050	7641107	LESAILANE SECONDARY	1	32	14	43.8	41	91	32	35.2	1	39	32	82.1
	925620329	7624118	LETAU SENIOR SECONDARY	1	35	19	54.3	11	38	23	60.5	16	45	12	26.7
	924640699	7651163	LETEBELE MARISHANE SECONDARY	1	48	36	75.0	7	53	39	73.6	7	65	55	84.6
	924640712	7657114	LEWALEMOLOMO SECONDARY	1	14	13	92.9	0	17	12	70.6	3	13	8	61.5
	996606544	7671905	LIVING WATER PRIVATE SCHOOL	99	23	23	100.0	0	63	53	84.1	0	37	30	81.1
	925660327	7661164	LOBAMBA JUNIOR SECONDARY	1	15	9	60.0	0	39	9	23.1	10	33	11	33.3
	924650627	7631139	LOBOLI SECONDARY	1	46	10	21.7	0	103	27	26.2	26	94	30	31.9
	996606812	7674102	MABAKE SECONDARY SCHOOL	2	36	33	91.7	0	65	54	83.1	10	33	33	100.0
	924640750	7653176	MABODIBENG SECONDARY	1	25	18	72.0	0	45	31	68.9	65	102	31	30.4
	925630081	7641108	MABORAGANE SECONDARY	1	13	8	61.5	2	23	6	26.1	1	29	6	20.7
	924640781	7656167	MADIKALEPUDI SECONDARY	1	37	24	64.9	1	25	17	68.0	23	40	7	17.5
	925620374	7622120	MADIKOLOSHE MALEPE SECONDARY	2	5	4	80.0	0	19	4	21.1	42	48	1	2.1
	925610254	7614107	MADITHAME SENIOR SECONDARY	1	42	25	59.5	8	68	30	44.1	25	91	43	47.3
	996609999	7642142	MAFADI ACADEMY	99				1	8	6	75.0	0	5	5	100.0
	925610117	7612126	MAFOUFALE SECONDARY	1	17	13	76.5	5	18	10	55.6	12	23	2	8.7
	924640828	7655171	MAGALE SECONDARY	2	39	27	69.2	11	71	32	45.1	39	62	29	46.8
	925620411	7622121	MAGATAGABOTSE SECONDARY	2	17	11	64.7	25	42	14	33.3	21	43	16	37.2
	996604500	7645148	MAGOBANYE SECONDARY	1	27	16	59.3	3	50	37	74.0	18	44	17	38.6
	924650672	7632110	MAGUKUBJANE SENIOR SECONDARY	1	37	23	62.2	0	29	10	34.5	0	54	18	33.3
	924640836	7654115	MAHLABA SECONDARY	1	10	1	10.0	0	26	2	7.7	0	26	1	3.8
	996606808	7674103	MAHLAKODISHE SECONDARY SCHOOL	1	34	25	73.5	0	47	29	61.7	38	80	48	60.0
	924651001	7636111	MAHLARE SENIOR SECONDARY	1	31	21	67.7	7	45	36	80.0	5	53	37	69.8
	924650191	7635112	MAHLONTEBE SECONDARY	1	33	22	66.7	0	73	27	37.0	90	115	43	37.4
	924640897	7657170	MAHWETSE SECONDARY	1	93	84	90.3	0	76	71	93.4	0	80	72	90.0
	924651958	7633113	MAJANE MATLALA SECONDARY	1	24	15	62.5	15	35	19	54.3	7	18	12	66.7
	921230191	7635106	MAJATLADI SECONDARY	1	48	38	79.2	0	83	40	48.2	34	116	41	35.3



District Name	EMIS No	Centre No	Centre Name	Quintile	2014			2015			2016				
					Wrote	Achieved	% Achieved	No Progressed	Wrote	Achieved	% Achieved	No Progressed	Wrote	Achieved	% Achieved
GREATER SEKHUKHUNE	925661443	7664115	MAKATANE SECONDARY	1	36	21	58.3	14	72	34	47.2	50	81	45	55.6
	925610032	7611128	MAKELEPENG SECONDARY	1	27	22	81.5	20	42	29	69.0	18	22	14	63.6
	925631084	7642109	MAKGAMATHU HIGH	1	43	25	58.1	4	35	28	80.0	6	43	26	60.5
	925660457	7663116	MAKGWALE SECONDARY	1	38	23	60.5	2	36	29	80.6	1	26	11	42.3
	924643131	7655177	MAKHATO SECONDARY	2	32	25	78.1	0	33	29	87.9	7	39	28	71.8
	925620480	7622168	MAKHWESI SECONDARY	2	54	31	57.4	30	120	42	35.0	4	127	44	34.6
	925620473	7622167	MAKIDI SECONDARY	1	9	0	0.0	0	12	1	8.3	3	6	0	0.0
	925631091	7642110	MAKOPI SENIOR SECONDARY	1	65	46	70.8	16	48	34	70.8	9	86	44	51.2
	924610124	7612108	MAKOPOLE I SENIOR SECONDARY	1	16	6	37.5	0	32	9	28.1	2	24	15	62.5
	925661436	7663118	MAKOPOLE II SECONDARY	1	73	32	43.8	0	70	42	60.0	101	123	30	24.4
	925630760	7644111	MAKUANE SENIOR SECONDARY	1	58	17	29.3	8	72	33	45.8	12	77	21	27.3
	924640996	7655116	MAKWE SENIOR SECONDARY	2	13	11	84.6	0	31	24	77.4	10	38	30	78.9
	924641005	7655117	MAKWETLE SECONDARY	2	12	11	91.7	2	18	13	72.2	3	22	11	50.0
	924641036	7656181	MALABE SECONDARY	1	17	14	82.4	0	17	14	82.4	5	25	9	36.0
	924641067	7651118	MALEKUTU SENIOR SECONDARY	1	55	24	43.6	10	40	28	70.0	0	71	35	49.3
	925630135	7641112	MALENGINE SECONDARY	2	15	15	100.0	0	47	15	31.9	4	44	15	34.1
	924641081	7652119	MAMAALAE SECONDARY	1	21	9	42.9	0	20	10	50.0	0	27	5	18.5
	924651507	7631114	MAMADI SECONDARY	1	25	6	24.0	0	51	14	27.5	20	65	21	32.3
	925631114	7642113	MAMOGEGE SECONDARY	1	32	21	65.6	0	57	28	49.1	5	65	12	18.5
	925620541	7622171	MAMOLOBELA SECONDARY SCHOOL	2	23	21	91.3	18	72	29	40.3	18	31	21	67.7
	924641111	7652120	MAMPURU TSEKE SECONDARY	1	22	7	31.8	1	26	15	57.7	0	23	16	69.6
	925630784	7644114	MANAWE SENIOR SECONDARY	1	44	18	40.9	0	69	18	26.1	17	30	4	13.3
	924650207	7633115	MANG-LE-MANG SECONDARY	1	89	54	60.7	0	113	76	67.3	0	108	55	50.9
	924641142	7652121	MANGOLWANE SENIOR SECONDARY	1	31	13	41.9	21	52	11	21.2	0	42	18	42.9
	925620572	7621128	MANOKE SENIOR SECONDARY	1	48	39	81.3	49	94	56	59.6	64	146	63	43.2
	924641203	7651122	MANTLATLE SECONDARY	1	66	39	59.1	10	74	50	67.6	1	68	41	60.3
	924641210	7653164	MANTLHANYANE SECONDARY	1	8	6	75.0	6	8	3	37.5	4	13	5	38.5
	924651019	7636116	MANYAKU SECONDARY	1	47	22	46.8	0	57	28	49.1	13	80	34	42.5
	925620602	7623129	MAOKENG SENIOR SECONDARY	1	24	18	75.0	0	46	33	71.7	7	48	30	62.5
	925630791	7644144	MAPE SECONDARY	1	35	10	28.6	4	40	12	30.0	16	45	19	42.2
	924641258	7652123	MAPHADIME SENIOR SECONDARY	1	24	2	8.3	4	35	6	17.1	4	46	14	30.4

District Name	EMIS No	Centre No	Centre Name	Quintile	2014			2015			2016				
					Wrote	Achieved	% Achieved	No Progressed	Wrote	Achieved	% Achieved	No Progressed	Wrote	Achieved	% Achieved
GREATER SEKHUKHUNE	925630449	7643115	MAPUTLE SENIOR SECONDARY	1	58	53	91.4	11	71	53	74.6	39	101	59	58.4
	925620626	7623131	MAREMISHA HIGH	1	33	28	84.8	0	50	38	76.0	15	58	36	62.1
	924651255	7633117	MARESELENG HIGH	1	24	12	50.0	11	52	7	13.5	12	41	18	43.9
	924641319	7654124	MARETELE SECONDARY	1	20	5	25.0	3	25	11	44.0	0	16	5	31.3
	925630463	7643116	MAROLE SECONDARY	1	17	11	64.7	3	20	15	75.0	13	37	27	73.0
	924641364	7657125	MASEMOLA SENIOR SECONDARY	1	56	24	42.9	20	76	24	31.6	26	51	27	52.9
	924641371	7655126	MASERUMULE SECONDARY	1	72	28	38.9	0	54	34	63.0	24	78	58	74.4
	925620657	7621133	MASHAKWANENG SECONDARY	1	27	6	22.2	0	35	5	14.3	0	52	1	1.9
	925660716	7663166	MASHEGO JUNIOR SECONDARY	1	23	13	56.5	0	48	9	18.8	1	56	7	12.5
	925660730	7663119	MASHUPE SENIOR SECONDARY	1	20	15	75.0	61	117	30	25.6	36	76	42	55.3
	996606520	7671108	MATAILANE SECONDARY SCHOOL	2	37	15	40.5	0	73	24	32.9	3	74	13	17.6
	925620664	7621134	MATHAFENG SECONDARY	1	33	27	81.8	21	62	32	51.6	0	49	37	75.5
	924641432	7657161	MATHUME SECONDARY	1	29	18	62.1	0	25	18	72.0	0	24	17	70.8
	925630494	7643142	MATLADI A PHAAHLA SECONDARY	1	12	8	66.7	7	23	2	8.7	5	36	12	33.3
	924641463	7657127	MATLEBJOANE SECONDARY	1	52	28	53.8	2	66	39	59.1	1	56	32	57.1
	924641494	7656128	MATSEBE SECONDARY	1	21	2	9.5	4	15	5	33.3	9	33	12	36.4
	925660761	7662120	MATSEBONG SECONDARY	2	99	39	39.4	0	77	57	74.0	5	86	52	60.5
	925620671	7623135	MATSHAILE SENIOR SECONDARY	1	19	11	57.9	0	22	12	54.5	8	44	16	36.4
	924320468	7652129	MATSHELE SECONDARY	1	29	19	65.5	9	41	31	75.6	0	35	24	68.6
	924641517	7653130	MATSHUMANE SECONDARY	2	147	101	68.7	0	150	89	59.3	26	173	102	59.0
	924641555	7657166	MMAKOPI SECONDARY	1	11	3	27.3	2	14	12	85.7	0	19	16	84.2
	924641593	7654131	MMAMOKOKGOLUSHI SECONDARY	1	33	14	42.4	2	52	28	53.8	0	78	32	41.0
	925630838	7644117	MMANYABA SENIOR SECONDARY	1	22	19	86.4	0	27	14	51.9	6	19	11	57.9
	924641609	7651181	MMAPHADIME SECONDARY SCHOOL	1	10	4	40.0	0	17	6	35.3	0	14	4	28.6
	924643193	7653183	MMAUWANE SECONDARY	1	11	7	63.6	0	26	11	42.3	23	29	15	51.7
	925620701	7624137	MMIDITSI SENIOR SECONDARY	1	71	57	80.3	80	209	98	46.9	0	152	78	51.3
	925630845	7644118	MMUTLANE SECONDARY	1	75	43	57.3	3	107	57	53.3	9	105	44	41.9
	925631497	7645145	MODIEDIE SECONDARY	1	14	6	42.9	4	24	11	45.8	0	21	7	33.3
	924610131	7612127	MODIPA SECONDARY	1	43	30	69.8	21	66	31	47.0	13	63	27	42.9

District Name	EMIS No	Centre No	Centre Name	Quintile	2014			2015			2016				
					Wrote	Achieved	% Achieved	No Progressed	Wrote	Achieved	% Achieved	No Progressed	Wrote	Achieved	% Achieved
GREATER SEKHUKHUNE	924643124	7656132	MODIPADI SECONDARY	1	19	15	78.9	0	29	20	69.0	0	36	29	80.6
	925610049	7611109	MOEPADIRA SECONDARY	1	47	30	63.8	10	62	36	58.1	16	93	37	39.8
	924650924	7635118	MOGADIME SECONDARY	1	27	11	40.7	9	39	4	10.3	0	33	12	36.4
	996602110	7621168	MOGALE WA BAGALE	4	33	19	57.6	0	44	22	50.0	0	69	27	39.1
	925620718	7623167	MOGOHLWANE SEC SCHOOL	1	5	5	100.0	0	4	3	75.0	0	8	5	62.5
	925630852	7644119	MOGOLAHLOGO SECONDARY	1	18	16	88.9	0	42	25	59.5	8	33	21	63.6
	925621308	7624171	MOGOLO SECONDARY	1	87	27	31.0	141	189	35	18.5	74	78	30	38.5
	924650276	7634144	MOGUDI SECONDARY	2	21	11	52.4	25	55	27	49.1	29	29	23	79.3
	996606618	7672103	MOHLABETSI SECONDARY SCHOOL	1	39	19	48.7	52	103	35	34.0	111	110	10	9.1
	925620725	7623168	MOHLAKENG SECONDARY SCHOOL	1	12	8	66.7	0	12	8	66.7	0	35	5	14.3
	925630524	7643120	MOHLALA-MORUDI SECONDARY	1	30	26	86.7	18	45	21	46.7	13	58	20	34.5
	925610193	7613110	MOHLALETSE SECONDARY	1	44	26	59.1	0	57	25	43.9	0	61	34	55.7
	996606702	7673102	MOHLAMME SECONDARY SCHOOL	2	142	69	48.6	34	190	70	36.8	0	143	64	44.8
	996606309	7663169	MOHLAREKOMA SECONDARY SCHOOL	1	33	26	78.8	0	61	32	52.5	0	63	30	47.6
	925621421	7624141	MOHLARUTSE SECONDARY	1	74	33	44.6	41	168	38	22.6	6	167	44	26.3
	925620749	7623142	MOHLATSENGWANE SECONDARY	1	18	17	94.4	0	22	13	59.1	1	21	20	95.2
	924641746	7654133	MOHLODI SECONDARY	1	11	4	36.4	0	24	8	33.3	0	26	7	26.9
	925610261	7614129	MOHLOTLWANE SECONDARY	1	7	2	28.6	0	9	6	66.7	0	12	7	58.3
	925610056	7611111	MOHWADUBA SENIOR SECONDARY	1	16	7	43.8	6	32	23	71.9	1	35	21	60.0
	925630883	7644143	MOILA SECONDARY	1	16	13	81.3	2	27	17	63.0	7	24	11	45.8
	924641791	7652160	MOKGAPI SECONDARY	1	24	10	41.7	0	28	9	32.1	0	21	10	47.6
	924641784	7655134	MOKGERETLI SECONDARY	1	29	14	48.3	7	26	13	50.0	1	23	22	95.7
	924650979	7635145	MOKGOMA MATLALA SECONDARY	2	27	2	7.4	0	67	5	7.5	4	32	8	25.0
	924641821	7651135	MOKGUBI SECONDARY	1	17	9	52.9	6	30	16	53.3	1	40	12	30.0
	925610209	7613112	MOKHINE SECONDARY	1	67	37	55.2	34	114	71	62.3	28	106	44	41.5
	925610148	7612113	MOKHULWANE SECONDARY	1	36	18	50.0	18	50	14	28.0	20	46	18	39.1
	924651927	7636119	MOKONEAMABULA SECONDARY	1	37	32	86.5	14	52	41	78.8	10	58	46	79.3
	925631176	7642141	MOKWADIBE SECONDARY	1	47	24	51.1	50	96	31	32.3	20	63	24	38.1
	924641846	7656169	MOLEBELEDI SECONDARY	1	22	13	59.1	0	27	20	74.1	7	28	20	71.4

District Name	EMIS No	Centre No	Centre Name	Quintile	2014			2015			2016				
					Wrote	Achieved	% Achieved	No Progressed	Wrote	Achieved	% Achieved	No Progressed	Wrote	Achieved	% Achieved
GREATER SEKHUKHUNE	924661429	7662158	MOLEPANE SECONDARY	1	43	37	86.0	0	39	32	82.1	0	51	47	92.2
	925660853	7661126	MOLESHATLOU SECONDARY	1	94	32	34.0	52	190	49	25.8	11	107	38	35.5
	924641906	7657137	MOLOMOTOATAU SECONDARY	1	36	12	33.3	14	43	18	41.9	11	37	17	45.9
	924641913	7652138	MOLWETSI SENIOR	1	70	24	34.3	0	68	50	73.5	0	58	37	63.8
	924650214	7634143	MONAMODI MATSEPE SECONDARY	2	47	36	76.6	8	51	34	66.7	17	55	34	61.8
	925660204	7661109	MONAMOLEDI SECONDARY SCHOOL	1	108	66	61.1	35	144	64	44.4	0	166	106	63.9
	925611028	7614123	MONARE SECONDARY	1	6	2	33.3	0	6	4	66.7	0	3	3	100.0
	924641937	7657168	MONYAKU SECONDARY	1	30	20	66.7	0	38	21	55.3	0	44	17	38.6
	924641968	7655139	MOREKO SENIOR SECONDARY	2	108	107	99.1	0	111	111	100.0	1	134	134	100.0
	924641975	7655183	MORERI-CHOENYANE SECONDARY	2	4	4	100.0	1	20	15	75.0	2	12	7	58.3
	925610155	7612124	MORETLWE SECONDARY	1	14	7	50.0	3	16	4	25.0	3	18	1	5.6
	924641999	7655182	MORITI SECONDARY	1	25	20	80.0	5	57	27	47.4	15	35	17	48.6
	925610285	7614114	MOROKALEBOLE SECONDARY	1	14	7	50.0	0	39	14	35.9	4	49	27	55.1
	925631527	7645121	MORWASWI SECONDARY	2	28	11	39.3	5	35	15	42.9	5	70	14	20.0
	925630555	7643139	MOSEDI SECONDARY	1	42	22	52.4	20	73	23	31.5	0	62	15	24.2
	925630203	7641122	MOSEGO SECONDARY	1	15	10	66.7	4	21	14	66.7	15	27	10	37.0
	925631534	7645147	MOSEKI SECONDARY	1	22	14	63.6	7	53	16	30.2	32	38	8	21.1
	924650221	7634120	MOSHATE SENIOR SECONDARY	1	69	36	52.2	49	114	42	36.8	47	88	55	62.5
	924642053	7655140	MOTEANE SECONDARY	2	26	13	50.0	4	43	17	39.5	13	35	20	57.1
	924651859	7634138	MOTJEDI SECONDARY	1	24	6	25.0	25	56	19	33.9	0	44	28	63.6
	925630913	7644123	MOTLOULELA SENIOR SECONDARY	1	28	16	57.1	25	51	20	39.2	1	32	19	59.4
	924652248	7635135	MOTODI SECONDARY	2	29	6	20.7	0	34	25	73.5	14	29	6	20.7
	924642114	7655141	MOTSWALEDI SECONDARY	1	9	9	100.0	0	12	10	83.3	0	33	25	75.8
	924642121	7657178	MOTUBATSE SECONDARY	1	41	22	53.7	0	52	35	67.3	14	69	29	42.0
	925620879	7621146	MOUKANGOE HIGH	1	57	38	66.7	0	106	36	34.0	52	84	25	29.8
	996603304	7634146	MPHAGE SECONDARY SCHOOL	2	91	27	29.7	0	146	45	30.8	5	39	27	69.2
	924650290	7635121	MPHAHLELE SECONDARY	1	40	26	65.0	0	72	24	33.3	21	39	10	25.6
	924642145	7652142	MPHEGOLLE SECONDARY	1	29	26	89.7	2	22	16	72.7	1	30	25	83.3
	996601400	7614134	MPHELA A MARUMO SECONDARY SCHOOL	1	68	67	98.5	7	82	79	96.3	25	105	93	88.6
	924642152	7653185	MPHELE A MPHELE SECONDARY	1	21	17	81.0	3	49	25	51.0	5	51	40	78.4
	925610063	7611115	MPHELE SECONDARY	1	29	16	55.2	14	44	25	56.8	26	45	25	55.6
	924650696	7631122	MPHEZULU SECONDARY	2	51	36	70.6	0	61	40	65.6	52	59	44	74.6

District Name	EMIS No	Centre No	Centre Name	Quintile	2014			2015			2016				
					Wrote	Achieved	% Achieved	No Progressed	Wrote	Achieved	% Achieved	No Progressed	Wrote	Achieved	% Achieved
GREATER SEKHUKHUNE	925660945	7661129	MPILO SENIOR SECONDARY	1	65	42	64.6	44	94	56	59.6	23	72	40	55.6
	924643407	7651180	MPOLE SECONDARY	1	25	11	44.0	0	31	20	64.5	19	46	15	32.6
	925610292	7614131	NAKA MMAKGOMO SECONDARY	1	10	3	30.0	2	10	0	0.0	5	6	2	33.3
	925630562	7643124	NAKGWADI SECONDARY	1	89	75	84.3	44	196	75	38.3	68	202	75	37.1
	996606705	7673103	NALA SECONDARY SCHOOL	2	111	79	71.2	80	197	111	56.3	49	136	89	65.4
	924650238	7634123	NALEDI-YA-MESO SECONDARY	1	19	4	21.1	9	35	6	17.1	27	23	7	30.4
	924642213	7654143	NAMUDI SECONDARY	1	17	7	41.2	2	19	6	31.6	0	34	6	17.6
	924651484	7635124	NAPE A NGWATO HIGH	2	32	19	59.4	0	50	36	72.0	17	75	41	54.7
	924651293	7633125	NDENDEKA HIGH	1	30	16	53.3	0	49	28	57.1	9	31	18	58.1
	924642237	7652144	NGALE SECONDARY	1	38	18	47.4	0	59	30	50.8	0	53	22	41.5
	924642244	7652175	NGOATOANAPE SECONDARY	1	36	20	55.6	0	41	30	73.2	0	34	22	64.7
	924651279	7633127	NGULU HIGH	1	34	29	85.3	0	61	28	45.9	0	79	24	30.4
	925660952	7663130	NGWAABE COMPREHENSIVE SECONDARY	1	53	39	73.6	15	56	26	46.4	102	100	27	27.0
	924651866	7635126	NGWANAKWENA SECONDARY	1	131	76	58.0	0	132	67	50.8	98	160	63	39.4
	925610162	7612116	NGWANAMALA SECONDARY	1	69	39	56.5	6	75	40	53.3	9	88	41	46.6
	924642281	7636146	NGWANAMASHILE SENIOR SECONDARY	1	27	23	85.2	0	35	31	88.6	12	60	45	75.0
	924661528	7662159	NGWANAMATLANG SECONDARY	1	74	66	89.2	0	113	90	79.6	71	190	119	62.6
	925660976	7663132	NGWANANGWATO SECONDARY	1	31	18	58.1	2	66	39	59.1	46	129	51	39.5
	924642305	7651146	NGWANATSHWANE SECONDARY	1	50	45	90.0	25	138	107	77.5	59	308	130	42.2
	996606711	7673104	NGWATO-A-MPHELA PUBLIC SCHOOL	2	38	18	47.4	22	76	26	34.2	12	57	12	21.1
	925631206	7642143	NKGOMELENG SENIOR SECONDARY	1	20	15	75.0	14	43	20	46.5	9	37	10	27.0
	924642329	7656147	NKGONYELETSE SECONDARY	1	51	45	88.2	0	93	76	81.7	2	79	60	75.9
	925621315	7622169	NKOTA SECONDARY	1	50	39	78.0	24	99	37	37.4	9	38	22	57.9
	925661023	7663133	NKOTWANE SECONDARY	1	60	44	73.3	28	97	50	51.5	34	61	24	39.3
	925620893	7623149	NTABANE SECONDARY	1	28	19	67.9	0	45	36	80.0	8	43	22	51.2
	925620916	7622170	NTIBANENG SECONDARY	1	13	13	100.0	0	35	20	57.1	10	26	5	19.2
	924642374	7654144	NTSHEBELE SECONDARY	1	76	34	44.7	0	125	59	47.2	0	120	57	47.5
	996606832	7674111	NTSHIBA SECONDARY SCHOOL	2	8	5	62.5	7	16	12	75.0	10	32	14	43.8
	925631565	7645126	NTWAMPE TECHNICAL HIGH SCHOOL	1	42	30	71.4	19	81	48	59.3	29	77	33	42.9



District Name	EMIS No	Centre No	Centre Name	Quintile	2014			2015			2016				
					Wrote	Achieved	% Achieved	No Progressed	Wrote	Achieved	% Achieved	No Progressed	Wrote	Achieved	% Achieved
GREATER SEKHUKHUNE	925631572	7645136	NYAKU SENIOR SECONDARY	2	30	10	33.3	1	30	15	50.0	0	34	13	38.2
	996606701	7673105	OR TAMBO COMPREHENSIVE SCHOOL	2	74	56	75.7	30	103	48	46.6	0	121	32	26.4
	925620930	7622151	PAEPAE SENIOR SECONDARY	1	30	13	43.3	21	51	15	29.4	26	54	14	25.9
	925610216	7613117	PEU SECONDARY	1	20	13	65.0	0	23	10	43.5	8	33	11	33.3
	996606801	7674104	PEZUNGA SECONDARY SCHOOL	1	22	15	68.2	0	18	15	83.3	29	39	26	66.7
	925620954	7624173	PHAAHLA SECONDARY SCHOOL	1	44	31	70.5	21	103	47	45.6	16	74	38	51.4
	925631589	7645146	PHAFANE SECONDARY	1	92	70	76.1	0	104	95	91.3	6	102	88	86.3
	924642428	7655149	PHATAMETSANE SECONDARY	2	100	52	52.0	10	78	53	67.9	15	138	77	55.8
	924642466	7653150	PHIRIAGAE SECONDARY	1	22	13	59.1	3	21	12	57.1	16	36	13	36.1
	924651262	7633128	PHOKANOKA HIGH	1	65	34	52.3	0	91	43	47.3	0	93	58	62.4
	924642480	7657151	PHOROANE SECONDARY	1	20	12	60.0	6	28	16	57.1	2	33	22	66.7
	925610223	7613118	PHUTAKWE SECONDARY	1	40	23	57.5	8	69	29	42.0	1	73	29	39.7
	924643315	7656165	PHUTI-KWENA SECONDARY	1	38	35	92.1	6	45	41	91.1	13	40	31	77.5
	925630593	7643127	PHUTINARE SECONDARY	1	23	21	91.3	3	17	14	82.4	0	28	19	67.9
	925610308	7614119	PHUTITLOU SECONDARY	1	21	13	61.9	0	28	16	57.1	0	30	24	80.0
	925661115	7664151	PHUTLOTAU SECONDARY	1	48	34	70.8	10	49	31	63.3	59	113	20	17.7
	924642527	7653184	PONTI JUNIOR SECONDARY	1	43	41	95.3	1	61	60	98.4	0	60	57	95.0
	925631596	7645144	POO SECONDARY	1	74	48	64.9	0	78	71	91.0	0	149	111	74.5
	925630265	7641137	POTLAKE SECONDARY	2	37	18	48.6	10	38	19	50.0	12	40	23	57.5
	925630951	7644128	POTOKO SECONDARY	1	42	40	95.2	5	64	62	96.9	17	60	49	81.7
	924651040	7636129	PUPUTLE SECONDARY	1	14	7	50.0	0	14	11	78.6	0	18	8	44.4
	996606607	7672104	RAMATSHAGALALA SECONDARY SCHOOL	1	122	117	95.9	26	181	123	68.0	12	317	224	70.7
	996606718	7673106	RAMOGOSETSI MAGANA SECONDARY SCHOOL	2	29	23	79.3	17	51	20	39.2	0	60	38	63.3
	924650252	7634130	RAMOHLOKOLO SENIOR SECONDARY	2	45	32	71.1	20	42	32	76.2	34	63	25	39.7
	924651842	7636147	RAMOROKO SECONDARY	1	7	3	42.9	0	13	6	46.2	0	10	3	30.0
	925661139	7661140	RAMPHELANE SECONDARY	1	91	52	57.1	16	120	46	38.3	33	133	75	56.4
	924642572	7656152	RANTOBENG SECONDARY	1	90	87	96.7	0	127	125	98.4	17	111	108	97.3
	925631237	7642129	RATANANG SECONDARY	1	37	23	62.2	0	43	19	44.2	0	51	32	62.7
	924642589	7653153	REBONE SECONDARY	1	72	42	58.3	0	150	79	52.7	15	109	50	45.9
	996603301	7634145	REFILWE SECONDARY	2	55	55	100.0	8	67	67	100.0	0	34	34	100.0
	996606820	7674105	REFILWE SECONDARY SCHOOL	2	24	20	83.3	4	35	22	62.9	32	47	22	46.8



District Name	EMIS No	Centre No	Centre Name	Quintile	2014			2015			2016				
					Wrote	Achieved	% Achieved	No Progressed	Wrote	Achieved	% Achieved	No Progressed	Wrote	Achieved	% Achieved
GREATER SEKHUKHUNE	996606631	7672105	REITOMETJE SECONDARY SCHOOL	2	15	7	46.7	16	41	22	53.7	14	33	20	60.6
	996606815	7674106	REKHUDITSE SECONDARY SCHOOL	2	43	30	69.8	5	65	37	56.9	12	142	65	45.8
	996606824	7674107	REPFAFOGILE SECONDARY SCHOOL	2	41	25	61.0	47	74	41	55.4	37	44	25	56.8
	996606509	7671109	SANGO COMBINED SCHOOL	1	28	22	78.6	0	15	14	93.3	5	29	23	79.3
	996606603	7672106	SEBAKANAGA SECONDARY SCHOOL	2	65	58	89.2	11	97	92	94.8	1	115	107	93.0
	925661160	7661141	SEBASE SECONDARY	1	58	52	89.7	38	126	65	51.6	0	131	51	38.9
	996606816	7674108	SEBJALEBJALE SECONDARY SCHOOL	2	18	17	94.4	1	23	12	52.2	13	23	15	65.2
	925621049	7621155	SEDIBENG SENIOR SECONDARY	1	19	13	68.4	27	59	17	28.8	0	34	12	35.3
	925661184	7664142	SEFOGOLE SEPEKE SECONDARY	1	47	29	61.7	11	72	39	54.2	50	71	34	47.9
	925621056	7622156	SEGASHIFE SECONDARY	1	17	15	88.2	0	65	6	9.2	18	52	10	19.2
	924650733	7631131	SEGOLOLA HIGH	1	34	14	41.2	0	86	40	46.5	0	91	35	38.5
	925631268	7642130	SEHLAKU SECONDARY	1	136	87	64.0	1	133	101	75.9	0	258	128	49.6
	925631602	7645131	SELATOLE SECONDARY	1	45	30	66.7	17	89	34	38.2	18	78	27	34.6
	925610315	7614120	SELEBALO SECONDARY	1	38	17	44.7	0	34	21	61.8	1	45	31	68.9
	925621117	7623159	SEMORIRI SECONDARY	1	16	15	93.8	0	18	11	61.1	8	18	15	83.3
	925661221	7663144	SENGANGE SENIOR SECONDARY	1	33	15	45.5	0	44	28	63.6	13	42	25	59.5
	925661238	7663165	SEOKGOME SECONDARY	1	22	15	68.2	13	52	37	71.2	20	39	34	87.2
	924642749	7653154	SEOPO SENIOR SECONDARY	1	39	15	38.5	15	55	26	47.3	13	45	28	62.2
	924642756	7652155	SEPHEU MOLEKE SECONDARY	1	62	52	83.9	0	79	67	84.8	6	86	71	82.6
	925661252	7661145	SERAKI SENIOR SECONDARY	1	29	10	34.5	13	37	9	24.3	4	30	8	26.7
	996606727	7673111	SEREME COMBINED SCHOOL	2	26	17	65.4	26	66	20	30.3	25	53	19	35.8
	925631626	7645138	SEROKOLO SECONDARY	2	49	41	83.7	0	51	35	68.6	0	84	41	48.8
	925630975	7644132	SHAKUNG SENIOR SECONDARY	1	20	6	30.0	17	30	4	13.3	0	23	7	30.4
	925361276	7663147	SHORWANE SECONDARY	1	27	19	70.4	6	23	15	65.2	0	22	18	81.8
	996606528	7671110	SKHOSANA SECONDARY SCHOOL	2	54	21	38.9	0	68	48	70.6	3	100	42	42.0
	925621124	7622161	SOGANE SEN SECONDARY	1	65	44	67.7	39	67	53	79.1	6	68	57	83.8
	925661658	7662160	ST MARK'S COMPREHENSIVE COLLEGE	4	83	74	89.2	0	125	114	91.2	3	158	126	79.7
	924650740	7633904	ST PAUL'S HIGH	2	57	55	96.5	0	73	54	74.0	1	63	62	98.4
	996601301	7613120	ST PETERS	99	39	33	84.6	0	54	50	92.6	0	58	46	79.3

District Name	EMIS No	Centre No	Centre Name	Quintile	2014			2015			2016				
					Wrote	Achieved	% Achieved	No Progressed	Wrote	Achieved	% Achieved	No Progressed	Wrote	Achieved	% Achieved
GREATER SEKHUKHUNE	996606535	7671903	ST GREGORIES COLLEGE	99	84	75	89.3	0	72	64	88.9	0	95	67	70.5
	996606608	7672107	ST JOSEFS SECONDARY SCHOOL	2	108	86	79.6	60	197	80	40.6	137	157	46	29.3
	996602106	7624904	ST THOMAS COMBINED SCHOOL	99	92	91	98.9	0	115	115	100.0	0	80	80	100.0
	996606610	7672108	TADIMANE SECONDARY SCHOOL	2	43	40	93.0	32	89	53	59.6	33	73	29	39.7
	925621148	7621162	TAUNG HIGH	1	48	9	18.8	52	85	12	14.1	27	97	11	11.3
	925630654	7645133	TEKANANG SECONDARY	1	93	44	47.3	0	96	50	52.1	3	107	48	44.9
	924642848	7651179	TENYANE SECONDARY	1	90	48	53.3	3	55	45	81.8	0	75	59	78.7
	924643148	7653157	THAKGUDI SECONDARY	1	42	16	38.1	16	57	19	33.3	12	75	11	14.7
	996606630	7672109	THEJANE SECONDARY SCHOOL	1	99	82	82.8	101	213	66	31.0	72	77	67	87.0
	925610230	7613119	THETE SECONDARY	1	31	11	35.5	11	29	11	37.9	11	24	6	25.0
	996606625	7672110	THLAKO COMBINED SCHOOL	2	59	44	74.6	6	106	63	59.4	20	128	67	52.3
	996606536	7671112	TJETJE SECONDARY SCHOOL	2	69	47	68.1	16	88	53	60.2	0	88	68	77.3
	996606810	7674109	TLHAKANANG SECONDARY SCHOOL	1	29	28	96.6	0	80	66	82.5	39	72	60	83.3
	925610087	7611122	TLOU NARE SENIOR SECONDARY	1	68	44	64.7	97	96	50	52.1	6	93	56	60.2
	925630326	7641138	TLOUPHUTI SECONDARY	1	42	26	61.9	2	56	39	69.6	1	54	23	42.6
	924643001	7651158	TSEKEMARISHANE SENIOR SECONDARY	1	78	6	7.7	28	86	10	11.6	22	92	4	4.3
	925661344	7664164	TSHABADIETLA SECONDARY SCHOOL	1	48	25	52.1	1	52	41	78.8	26	81	34	42.0
	925621186	7623165	TSHABELANG DINOKO SECONDARY	1	27	26	96.3	0	51	48	94.1	64	68	50	73.5
	924643049	7652159	TSHEGE SECONDARY	1	27	4	14.8	4	41	12	29.3	5	47	17	36.2
	925661351	7664150	TSHEHLWANENG SENIOR SECONDARY	1	121	41	33.9	89	168	80	47.6	0	66	40	60.6
	925630685	7645135	TSHIHLO SECONDARY	1	25	25	100.0	0	36	22	61.1	8	25	20	80.0
	996606828	7674110	TSHIKANOSHI SECONDARY SCHOOL	2	14	14	100.0	2	36	34	94.4	16	46	41	89.1
	996602401	7624172	WEM COMBINED SCHOOL	99	138	91	65.9	0	162	131	80.9	0	172	92	53.5
	924650757	7631132	ZAMA ZAMA SECONDARY	1	69	18	26.1	0	72	31	43.1	17	62	36	58.1
924650764	7631133	ZAMOKUHLE HIGH	1	46	21	45.7	0	74	51	68.9	5	86	50	58.1	
924650771	7631134	ZENZELENI SENIOR SECONDARY	1	29	8	27.6	0	28	7	25.0	0	26	6	23.1	
MOPANI	918510019	7413110	ABEL SECONDARY SCHOOL	1	32	14	43.8	42	85	44	51.8	3	77	36	46.8
	994402201	7441904	ALL SAINTS COLLEGE	99	42	42	100.0	0	57	57	100.0	47	50	50	100.0
	915530013	7451101	B MKHABELE JUNIOR SECONDARY	2	22	7	31.8	20	39	15	38.5	0	20	18	90.0
	916420024	7425111	BAMBENI SECONDARY	1	25	19	76.0	0	34	31	91.2	2	22	20	90.9

District Name	EMIS No	Centre No	Centre Name	Quintile	2014			2015			2016				
					Wrote	Achieved	% Achieved	No Progressed	Wrote	Achieved	% Achieved	No Progressed	Wrote	Achieved	% Achieved
MOPANI	915530020	7452001	BANKUNA HIGH	3	84	57	67.9	6	59	41	69.5	19	90	57	63.3
	917421101	7441108	BARANUKA SECONDARY	1	72	67	93.1	0	58	48	82.8	41	81	54	66.7
	926540010	7462101	BESSIE MAAKE HIGH	3	23	7	30.4	82	107	25	23.4	14	34	15	44.1
	995501503	7415901	BLUE MOUNTAIN COLLEGE	99	6	6	100.0	0	15	15	100.0	0	7	6	85.7
	918510026	7414101	BOKE SECONDARY	1	70	45	64.3	22	91	42	46.2	9	83	61	73.5
	926540027	7462112	BOKGAGA SECONDARY	3	36	29	80.6	0	72	46	63.9	65	105	89	84.8
	918510040	7412101	BOLOTSWI SECONDARY	1	28	20	71.4	4	54	43	79.6	4	36	18	50.0
	915541587	7462113	BURGHERSDORP JUNIOR SECONDARY	2				0	24	20	83.3	0	41	32	78.0
	926541984	7482101	CALAIS SECONDARY	3	14	7	50.0	7	40	26	65.0	6	34	16	47.1
	915530051	7451001	CATA SENIOR SECONDARY	2	17	17	100.0	2	20	14	70.0	5	26	20	76.9
	921410065	7422101	CHAMANDU HIGH	1	18	11	61.1	0	29	26	89.7	2	49	38	77.6
	916410072	7423101	CHAMETI HIGH	1	49	23	46.9	13	51	29	56.9	0	35	28	80.0
	915530068	7452002	CHARLES MATHONSI HIGH	3	51	35	68.6	0	48	45	93.8	15	77	64	83.1
	915530075	7452103	D Z J MTEBULE JUNIOR SECONDARY	3	162	136	84.0	10	182	166	91.2	1	182	159	87.4
	926540034	7481102	DIPONE SENIOR SECONDARY	1	57	8	14.0	24	67	17	25.4	2	19	11	57.9
	916410096	7422102	DUMAZI HIGH	1	67	46	68.7	16	64	53	82.8	2	93	69	74.2
	915540041	7462106	DUMELA HIGH	1	70	60	85.7	4	78	64	82.1	18	93	73	78.5
	912520030	7471101	DUVULA MAHUNTSI SECONDARY	2	34	25	73.5	0	61	36	59.0	7	79	49	62.0
	916410102	7424101	EDWARD HOMU SECONDARY	2	30	20	66.7	0	37	29	78.4	9	26	22	84.6
	916410119	7422148	FAMANDHA HIGH	1	50	47	94.0	1	58	54	93.1	0	78	69	88.5
	918510811	7414108	FOBENI SECONDARY SCHOOL	3	49	35	71.4	23	86	40	46.5	1	110	52	47.3
	916410133	7424115	GAWULA HIGH	1	26	25	96.2	0	29	25	86.2	21	42	28	66.7
	912521543	7431117	GIDELA SECONDARY	1	32	14	43.8	13	71	25	35.2	27	75	35	46.7
	916410140	7423102	GIJA NGOVE SENIOR SECONDARY	2	135	122	90.4	6	156	118	75.6	16	173	136	78.6
	914610157	7424103	GIVA-MAHLATHI SECONDARY	1	34	21	61.8	0	21	17	81.0	39	57	15	26.3
	916411433	7423116	GIYANI COLLEGE OF TECHNOLOGY	99	49	25	51.0	0	43	21	48.8	0	26	17	65.4
	916410164	7421101	GIYANI HIGH	3	212	185	87.3	0	167	163	97.6	8	158	150	94.9
	915530082	7455101	GWAMBENI HIGH	1	170	81	47.6	0	109	80	73.4	0	72	64	88.9
	916410188	7424104	HANYANI THOMO HIGH	3	159	135	84.9	0	173	171	98.8	0	218	187	85.8
	916411402	7424105	HASANI MNINGINISI SECONDARY	1	51	34	66.7	0	64	45	70.3	14	53	38	71.7
	916410218	7424116	HATLANI MUYEXE SECONDARY	1	48	32	66.7	0	42	41	97.6	35	56	34	60.7

District Name	EMIS No	Centre No	Centre Name	Quintile	2014			2015			2016				
					Wrote	Achieved	% Achieved	No Progressed	Wrote	Achieved	% Achieved	No Progressed	Wrote	Achieved	% Achieved
MOPANI	902971823	7421102	HAWUKA SENIOR SECONDARY	1	46	44	95.7	0	30	24	80.0	4	55	34	61.8
	995503402	7454901	HELMEG ACADEMY	99	27	27	100.0	0	29	26	89.7	0	37	32	86.5
	915530099	7453107	HETISEKA	3	33	11	33.3	0	37	10	27.0	5	29	4	13.8
	994401201	7421316	HIGH QUALITY SCIENCE	99	34	21	61.8	0	36	33	91.7	8	61	0	0.0
	917420970	7425102	HINKHESILE HIGH	1	15	7	46.7	0	10	7	70.0	2	23	17	73.9
	916411310	7421109	HIVUYERIWILE COMMERCIAL SECONDARY	3	59	56	94.9	0	75	69	92.0	7	78	75	96.2
	994401102	7424118	HLOMELA SECONDARY	1	21	13	61.9	0	36	23	63.9	23	33	11	33.3
	916410294	7424107	HLOVANI HIGH	2	24	14	58.3	0	13	11	84.6	7	24	13	54.2
	901530037	7454101	HOERSKOOL BEN VORSTER	5	163	163	100.0	0	165	163	98.8	0	179	177	98.9
	903421096	7441101	HOERSKOOL FRANS DU TOIT	5	187	180	96.3	1	162	153	94.4	1	167	157	94.0
	916410300	7421103	HOLA-PONDO SECONDARY	3	16	13	81.3	0	26	17	65.4	6	27	16	59.3
	916410317	7421113	HONOKA COMBINED SCHOOL	1	20	13	65.0	0	20	18	90.0	2	8	5	62.5
	915530105	7452003	HUDSON NTSANWISI SEN SECONDARY	3	186	133	71.5	0	127	116	91.3	12	163	125	76.7
	916410324	7422103	JIM RHANGANI SECONDARY	1	19	14	73.7	11	35	22	62.9	9	49	26	53.1
	918510095	7414110	KELEKESE SECONDARY	1	36	35	97.2	25	91	61	67.0	8	57	36	63.2
	918510101	7415101	KGAPANE HIGH	3	43	35	81.4	0	61	57	93.4	0	79	77	97.5
	901340449	7415107	KGOLAKALELEME HIGH	1	56	43	76.8	11	81	59	72.8	0	89	70	78.7
	926540058	7481103	KGWANA HIGH	1	67	39	58.2	12	116	57	49.1	8	104	64	61.5
	918510125	7414102	KGWEKGWE HIGH	2	73	45	61.6	43	107	46	43.0	2	69	34	49.3
	916412064	7422104	KHANYISA EDUCATION CENTRE	99	53	52	98.1	0	55	55	100.0	0	49	49	100.0
	926540065	7462107	KHATAZA HIGH	3	58	33	56.9	0	75	63	84.0	14	77	49	63.6
	918520085	7431118	KHATOLA HIGH	1	22	17	77.3	0	34	25	73.5	10	33	19	57.6
	918520092	7431119	KHEALE SECONDARY	1	47	40	85.1	8	60	42	70.0	0	61	42	68.9
	918520108	7431120	KHEODI HIGH	1	51	31	60.8	38	77	46	59.7	71	89	31	34.8
	918510156	7411101	KHESETHWANE SECONDARY	1	71	64	90.1	1	71	49	69.0	0	171	71	41.5
	916410379	7422105	KHETO NXUMAYO AGRICULTURAL HIGH	1	81	68	84.0	0	76	71	93.4	9	106	78	73.6
	916410393	7423103	KHOMANI MBHALATI SECONDARY	1	31	23	74.2	4	46	33	71.7	2	46	34	73.9
	918510170	7415115	KHUBUDI SECONDARY	1	21	16	76.2	2	34	22	64.7	0	26	16	61.5
	926540072	7482102	KHUDU SENIOR SECONDARY	3	38	22	57.9	11	39	25	64.1	21	50	28	56.0
	919341800	7471118	KHUDUGANE SECONDARY	2	84	48	57.1	0	42	42	100.0	4	68	58	85.3
919341039	7471119	KOLOBETONA SECONDARY	1	47	33	70.2	0	43	32	74.4	20	63	28	44.4	

District Name	EMIS No	Centre No	Centre Name	Quintile	2014			2015			2016				
					Wrote	Achieved	% Achieved	No Progressed	Wrote	Achieved	% Achieved	No Progressed	Wrote	Achieved	% Achieved
MOPANI	913420192	7442101	LEBEKO HIGH	3	49	32	65.3	57	141	67	47.5	11	87	61	70.1
	915540089	7462103	LEBITSO HIGH	3	38	26	68.4	13	58	34	58.6	22	51	34	66.7
	915530129	7451006	LEFARA SECONDARY	2	25	20	80.0	14	42	30	71.4	4	31	19	61.3
	926540096	7481104	LEOMA SENIOR SECONDARY	1	21	17	81.0	6	51	25	49.0	0	43	30	69.8
	913420208	7442108	LEPATO M HIGH	3	48	37	77.1	3	62	37	59.7	43	80	51	63.8
	919340364	7471104	LEPHAI SECONDARY	1	41	35	85.4	26	70	58	82.9	0	49	35	71.4
	926540102	7482103	LEPONO SEN SECONDARY	1	70	42	60.0	23	111	48	43.2	9	69	52	75.4
	915530136	7453106	LWANDLAMUNI SECONDARY SCHOOL	3	70	35	50.0	15	72	36	50.0	30	99	27	27.3
	926540119	7481105	MAAHLEMELE HIGH	1	45	30	66.7	15	116	38	32.8	8	60	38	63.3
	926540126	7482104	MAALOBANE HIGH	3	43	32	74.4	28	86	49	57.0	35	70	41	58.6
	926540133	7461109	MABUSHE HIGH	2	78	46	59.0	2	64	49	76.6	53	102	49	48.0
	916410478	7421104	MACEMA SECONDARY	1	76	65	85.5	0	92	82	89.1	13	100	89	89.0
	919341145	7471120	MACHEPELELE SECONDARY	1	35	29	82.9	0	51	36	70.6	14	39	34	87.2
	926540140	7481106	MADIE SECONDARY	1	28	18	64.3	14	43	18	41.9	3	39	27	69.2
	916411341	7424011	MAFUMANI SECONDARY	3	118	94	79.7	0	144	124	86.1	0	88	81	92.0
	926540157	7461106	MAFUTSANE SECONDARY	2	79	54	68.4	4	102	78	76.5	6	120	93	77.5
	918510279	7415102	MAGOLE TSA SENIOR SECONDARY	3	19	19	100.0	0	39	37	94.9	0	44	38	86.4
	915530143	7452007	MAGOZA SECONDARY	3	86	66	76.7	1	145	115	79.3	0	186	126	67.7
	916420260	7425104	MAGULASAVI HIGH	1	82	49	59.8	0	90	73	81.1	16	96	50	52.1
	926540171	7463102	MAHLANE SECONDARY	2	39	30	76.9	14	71	60	84.5	5	46	26	56.5
	919341046	7471121	MAHUDU SECONDARY	1	56	45	80.4	6	51	46	90.2	16	72	56	77.8
	916410515	7423104	MAHUMANI HIGH	2	45	37	82.2	0	70	62	88.6	9	55	34	61.8
	915530150	7453101	MAHWAHWA HIGH	3	57	39	68.4	7	78	47	60.3	0	43	29	67.4
	917420963	7441103	MAJEJE HIGH	3	118	94	79.7	57	146	91	62.3	0	153	90	58.8
	919341619	7471107	MAKALA SECONDARY SCHOOL	1	72	61	84.7	0	72	61	84.7	19	81	62	76.5
	918521309	7413102	MAKGOPELE HIGH	1	45	37	82.2	0	81	53	65.4	3	61	40	65.6
	926540188	7482105	MAKGWAHLENG SECONDARY	3	125	100	80.0	18	178	121	68.0	7	124	94	75.8
	918521385	7431121	MAKHAKA SECONDARY	1	23	21	91.3	0	45	39	86.7	26	41	25	61.0
	916412031	7425112	MAKHETO SECONDARY	1	37	27	73.0	0	33	24	72.7	3	29	23	79.3
	994402101	7425101	MAKHWIVIRINI SECONDARY	1	16	15	93.8	0	41	34	82.9	3	33	26	78.8
	913420291	7441113	MAKIKELE SECONDARY	3	31	25	80.6	0	44	30	68.2	29	79	34	43.0
	918510323	7411109	MAKOBO SECONDARY	1	40	18	45.0	39	61	22	36.1	4	49	18	36.7
	918510330	7413101	MAKOMA SENIOR SECONDARY	1	13	10	76.9	6	42	22	52.4	0	25	15	60.0
	916410539	7424108	MAKOVONGO HIGH	3	25	20	80.0	8	33	29	87.9	11	45	42	93.3
	916410546	7421110	MALENGA HIGH	2	83	56	67.5	17	118	97	82.2	1	130	108	83.1



District Name	EMIS No	Centre No	Centre Name	Quintile	2014			2015			2016				
					Wrote	Achieved	% Achieved	No Progressed	Wrote	Achieved	% Achieved	No Progressed	Wrote	Achieved	% Achieved
MOPANI	918510378	7414109	MALOTI SECONDARY	1	28	16	57.1	7	33	19	57.6	14	50	25	50.0
	901341176	7415108	MAMERIRI SECONDARY	1	51	44	86.3	0	60	46	76.7	0	96	51	53.1
	918512213	7411110	MAMODING SECONDARY SCHOOL	1	57	32	56.1	0	135	32	23.7	4	48	18	37.5
	901540195	7462110	MAMOSALA SENIOR SECONDARY	3	42	27	64.3	13	40	14	35.0	17	30	13	43.3
	918521347	7413103	MAMPEULE SECONDARY	1	53	31	58.5	5	54	24	44.4	1	47	17	36.2
	995501501	7415113	MANDELA BARLOWORLD AGRICULTURAL HIGH	4	108	99	91.7	0	92	83	90.2	0	92	85	92.4
	916410553	7423106	MANGHEZI SECONDARY	1	10	6	60.0	7	18	12	66.7	4	11	10	90.9
	919341053	7471122	MANGOAKO SECONDARY	2	33	30	90.9	0	64	54	84.4	5	82	59	72.0
	918510408	7415103	MANOKWE SECONDARY	1	21	12	57.1	0	17	16	94.1	0	13	12	92.3
	918510415	7431122	MANONYANENG SECONDARY	1	44	37	84.1	0	72	63	87.5	19	74	33	44.6
	926540201	7482106	MANTSOBELE SECONDARY	3	38	17	44.7	46	90	25	27.8	27	73	19	26.0
	918512145	7413109	MANWAGAE	1	18	12	66.7	5	44	21	47.7	2	34	22	64.7
	918510422	7415104	MAOLWE SENIOR SECONDARY	1	98	58	59.2	15	84	68	81.0	0	60	46	76.7
	915530181	7455106	MAPHETO SECONDARY SCHOOL	1				0	40	20	50.0	0	27	16	59.3
	913420307	7442102	MAPHOKWANE SECONDARY	3	74	66	89.2	62	151	119	78.8	84	148	79	53.4
	916410560	7423107	MAPHUSHA HIGH	1	63	47	74.6	35	115	64	55.7	17	79	53	67.1
	915530242	7453104	MARK SHOPE SECONDARY	3	46	29	63.0	5	81	43	53.1	3	87	35	40.2
	919341060	7471123	MARUATONA SECONDARY	2	25	15	60.0	4	39	28	71.8	3	39	28	71.8
	918510477	7412102	MASALANABO HIGH	1	53	43	81.1	7	83	64	77.1	25	76	32	42.1
	917420321	7441111	MASASWIVONA SECONDARY	3	50	15	30.0	0	45	24	53.3	29	37	11	29.7
	918510507	7411102	MASELEKWANE HIGH	1	24	16	66.7	12	34	16	47.1	0	23	19	82.6
	918510521	7412104	MASHAO SECONDARY	1	40	35	87.5	13	68	49	72.1	7	52	40	76.9
	918510538	7411103	MASHOORO SECONDARY	1	163	62	38.0	25	201	53	26.4	2	105	41	39.0
	916412042	7425113	MASIZA SECONDARY	1	58	51	87.9	0	94	72	76.6	11	115	89	77.4
	918510545	7412103	MASOPHA SENIOR SECONDARY	2	52	41	78.8	15	96	74	77.1	9	68	48	70.6
	918512138	7413104	MATARAPANE SECONDARY	1	15	3	20.0	2	26	13	50.0	1	27	9	33.3
	919341077	7471110	MATHIBADIFATE JUNIOR SECONDARY	1	35	26	74.3	0	44	38	86.4	24	57	36	63.2
	915540218	7463104	MATIMU HIGH	2	91	73	80.2	32	130	72	55.4	0	105	91	86.7
	915540225	7463105	MATLHARI HIGH	2	106	87	82.1	74	193	116	60.1	30	134	93	69.4
	918510576	7414107	MATOKANE HIGH SCHOOL	1	50	18	36.0	21	67	27	40.3	1	35	19	54.3
	915510583	7415112	MATOME MODIKA SECONDARY	3	37	23	62.2	9	68	42	61.8	0	51	41	80.4



District Name	EMIS No	Centre No	Centre Name	Quintile	2014			2015			2016				
					Wrote	Achieved	% Achieved	No Progressed	Wrote	Achieved	% Achieved	No Progressed	Wrote	Achieved	% Achieved
MOPANI	913420352	7442103	MATOME-MALATJI HIGH	3	36	26	72.2	37	79	36	45.6	18	43	29	67.4
	911410591	7422106	MATSAMBU HIGH	1	33	29	87.9	0	36	28	77.8	0	69	62	89.9
	918510590	7414113	MATSEKE SECONDARY	1	17	14	82.4	13	29	18	62.1	3	11	7	63.6
	995504601	7461107	MATSEUTSEU PRIMARY	99	37	27	73.0	0	46	27	58.7	0	30	22	73.3
	916410607	7422107	MAVALANI HIGH	1	63	56	88.9	0	80	60	75.0	5	108	63	58.3
	916410614	7422108	MBHANGAZEKI HIGH	2	39	27	69.2	0	95	78	82.1	2	70	41	58.6
	915530198	7453102	MBHEKWANA HIGH	1	132	90	68.2	30	209	129	61.7	10	186	77	41.4
	918530204	7455103	MDINGAZI SECONDARY SCHOOL	1				0	17	6	35.3	3	58	15	25.9
	901530211	7454102	MERENSKY HIGH SCHOOL	5	169	169	100.0	2	162	160	98.8	0	171	170	99.4
	903421145	7441105	MERIDIAN COLLEGE PHALABORWA	99	40	37	92.5	0	48	42	87.5	0	48	43	89.6
	915531368	7452005	MERIDIAN COMBINED	99	71	71	100.0	0	67	67	100.0	0	48	48	100.0
	918521408	7431101	MMABA SECONDARY	1	32	27	84.4	8	48	36	75.0	10	42	29	69.0
	926540232	7481107	MMALESIBA SECONDARY	1	50	41	82.0	11	55	42	76.4	6	49	44	89.8
	901510620	7415111	MODIKA SECONDARY	1	25	15	60.0	0	29	16	55.2	0	26	11	42.3
	918510637	7414104	MODIPE HIGH	1	50	35	70.0	9	90	50	55.6	0	100	52	52.0
	918521378	7431123	MODISHA SECONDARY	1	52	30	57.7	58	135	43	31.9	9	92	76	82.6
	918510651	7415105	MODUBATSE SECONDARY	3	237	219	92.4	2	339	320	94.4	0	346	298	86.1
	918510668	7412112	MODUMAANE SECONDARY	1	34	29	85.3	2	19	17	89.5	0	27	26	96.3
	918510682	7414105	MOHLATLEGO MACHABA SECONDARY	3	102	85	83.3	20	140	117	83.6	13	121	102	84.3
	901340401	7415109	MOHUMI SECONDARY	1	91	54	59.3	3	74	65	87.8	0	77	63	81.8
	926540249	7463103	MOKHAPA SECONDARY	2	76	48	63.2	10	92	56	60.9	9	91	62	68.1
	918510699	7412105	MOKOPE SENIOR SECONDARY	1	109	90	82.6	40	236	140	59.3	4	140	92	65.7
	918510705	7413105	MOKOTO HIGH	1	28	23	82.1	0	70	33	47.1	3	63	37	58.7
	918521361	7431103	MOKUTU SECONDARY	1	75	48	64.0	10	108	71	65.7	38	115	61	53.0
	926540256	7462105	MOKWANE SECONDARY	1	36	12	33.3	57	103	37	35.9	0	16	14	87.5
	915530174	7451005	MOLABOSANE HIGH	2	71	60	84.5	22	154	104	67.5	2	130	82	63.1
	918510712	7412109	MOLAI JUBILEE SENIOR SECONDARY	1	40	36	90.0	4	41	39	95.1	9	33	30	90.9
	918521354	7431124	MOLATE SECONDARY	1	39	24	61.5	4	46	42	91.3	30	62	43	69.4
	912531587	7481108	MOLOMAHLAPI SECONDARY	1	50	40	80.0	43	122	54	44.3	0	85	43	50.6
	918512220	7411108	MOOKGO SECONDARY	1	20	8	40.0	12	45	14	31.1	0	18	11	61.1
	918510743	7414111	MOPYE SECONDARY	1	29	29	100.0	11	48	32	66.7	14	55	38	69.1
	918510750	7412106	MORWATSHEHLA SECONDARY	1	47	37	78.7	14	82	51	62.2	6	67	30	44.8
926540263	7482107	MOSIBUDI HIGH	3	27	15	55.6	21	58	23	39.7	32	58	20	34.5	
918512183	7412113	MOTLOBONI COMBINED	1								0	15	15	100.0	

District Name	EMIS No	Centre No	Centre Name	Quintile	2014			2015			2016				
					Wrote	Achieved	% Achieved	No Progressed	Wrote	Achieved	% Achieved	No Progressed	Wrote	Achieved	% Achieved
MOPANI	901340425	7415110	MOTSHEUDI SECONDARY	1	96	69	71.9	6	123	94	76.4	0	101	86	85.1
	918510767	7412110	MOTSIPA SECONDARY	1	31	30	96.8	5	44	43	97.7	2	60	51	85.0
	918512623	7411104	MPAPATLA SECONDARY	1	30	19	63.3	5	46	33	71.7	8	39	26	66.7
	918510781	7413111	MPHIRI-O-TEE SECONDARY SCHOOL	1	43	38	88.4	7	46	37	80.4	0	63	48	76.2
	919341084	7471124	MPHUMA SECONDARY	1	45	36	80.0	0	100	79	79.0	3	57	45	78.9
	915540270	7463106	MPUMULANA SECONDARY	2	51	29	56.9	3	39	32	82.1	5	48	33	68.8
	915530235	7453105	MUGWAZENI SECONDARY SCHOOL	3	33	27	81.8	3	54	35	64.8	0	45	32	71.1
	916410669	7424112	MUHAWU SECONDARY	1	11	9	81.8	5	23	11	47.8	18	29	12	41.4
	916410676	7423115	MUKULA SECONDARY	2	54	46	85.2	1	85	83	97.6	22	144	90	62.5
	919341091	7471112	NAHAKWE SECONDARY	1	43	36	83.7	0	37	33	89.2	5	36	28	77.8
	926540294	7481109	NAPSADI SENIOR SECONDARY	1	37	17	45.9	8	53	30	56.6	2	49	30	61.2
	926541985	7461108	NAPSCOM SECONDARY	2	83	56	67.5	6	164	90	54.9	53	180	81	45.0
	926540300	7482108	NARENG SECONDARY	3	50	30	60.0	31	134	51	38.1	30	76	29	38.2
	916410737	7421105	NDENGEZA HIGH	1	48	42	87.5	0	83	63	75.9	6	62	37	59.7
	916420451	7425107	NDHAMBHI HIGH	1	84	79	94.0	0	100	82	82.0	9	94	68	72.3
	916410744	7424109	NDINDANI-HLOMELA SECONDARY	1	19	13	68.4	0	39	29	74.4	27	63	26	41.3
	926541648	7461101	NELSON RAMODIKE SECONDARY	2	60	38	63.3	73	165	65	39.4	61	102	35	34.3
	916420475	7425105	NGHONYAMA SECONDARY	1	122	88	72.1	0	164	131	79.9	35	219	165	75.3
	926540331	7482109	NGWANAMAKHUTSWE SECONDARY	3	24	15	62.5	1	26	19	73.1	9	44	30	68.2
	916410805	7421111	NHLUVUKO HIGH	2	44	38	86.4	0	63	50	79.4	2	58	44	75.9
	916410812	7422109	NKAMI SECONDARY	1	22	13	59.1	0	25	21	84.0	9	51	33	64.7
	917420956	7441104	NKATEKO HIGH	3	56	48	85.7	0	96	88	91.7	19	112	82	73.2
	994401202	7421911	NKWANGULATILO EDUCATION CENTRE	99	121	96	79.3	0	138	123	89.1	0	118	113	95.8
	912521521	7431115	NOBLEHOEK SECONDARY	1	28	22	78.6	0	45	41	91.1	25	69	39	56.5
	918521293	7431107	NTLAGENE SECONDARY	1	54	28	51.9	0	49	22	44.9	2	40	18	45.0
	917420482	7441106	NTSHUXEKO HIGH	3	56	47	83.9	0	56	48	85.7	0	123	103	83.7
	916411466	7423109	NWAKHADA SECONDARY	1	36	13	36.1	11	55	20	36.4	2	47	14	29.8
	912520252	7431114	NWAMAVIMBI SECONDARY	1	57	42	73.7	6	107	71	66.4	14	81	56	69.1
	916410881	7421112	NYANISI SECONDARY	1	45	23	51.1	0	48	37	77.1	8	67	37	55.2
	916420529	7425106	NYUMBANI HIGH	2	75	59	78.7	0	66	53	80.3	3	119	75	63.0
	919341107	7471125	PELO YA KGOMO SECONDARY	1	22	13	59.1	0	29	25	86.2	21	41	26	63.4
	915530259	7452102	PETANENGE JUNIOR SECONDARY	3	25	16	64.0	0	17	16	94.1	2	20	17	85.0
915530266	7451002	PHANGASASA SENIOR SECONDARY	2	38	33	86.8	31	90	57	63.3	18	54	24	44.4	

District Name	EMIS No	Centre No	Centre Name	Quintile	2014			2015			2016				
					Wrote	Achieved	% Achieved	No Progressed	Wrote	Achieved	% Achieved	No Progressed	Wrote	Achieved	% Achieved
MOPANI	916410911	7423111	PHAYIZANI SENIOR SECONDARY	1	41	37	90.2	0	43	40	93.0	4	38	37	97.4
	915540348	7462109	PHEREHLA-MAAKE SECONDARY	3	99	88	88.9	0	86	79	91.9	0	110	98	89.1
	926540355	7461105	PHUSELA HIGH	3	103	87	84.5	24	160	96	60.0	0	236	139	58.9
	917420598	7425114	PRIESKA COMBINED	3	14	6	42.9	0	15	10	66.7	0	11	5	45.5
	915530273	7451003	PROFESSOR MUHLAVA SHILUVANA HIGH	2	57	43	75.4	28	81	56	69.1	11	63	34	54.0
	915530280	7452008	PROGRESS	3	29	20	69.0	1	77	43	55.8	39	85	18	21.2
	918510842	7415106	R S B MOTSONONI SECONDARY	1	30	20	66.7	14	27	17	63.0	0	25	14	56.0
	926541973	7463901	RAINBOW COMBINED SCHOOL	99	20	16	80.0	3	31	27	87.1	0	43	36	83.7
	926540379	7481110	RAKGOLOKWANA SECONDARY	1	57	48	84.2	19	110	77	70.0	23	57	47	82.5
	918510866	7413106	RAMA SECONDARY SCHOOL	1	41	35	85.4	0	76	45	59.2	3	66	20	30.3
	918510873	7412111	RAMABOLELA SECONDARY	1	44	22	50.0	2	53	31	58.5	1	50	31	62.0
	918510880	7412107	RAMAOLWANE SECONDARY	2	21	15	71.4	3	33	33	100.0	1	39	30	76.9
	995504204	7481112	RAMASETE HIGH	1								0	16	13	81.3
	926540386	7482110	RAMATAU SECONDARY	3	114	92	80.7	24	143	107	74.8	9	96	89	92.7
	918521316	7431102	RAMMILA SECONDARY SCHOOL	1	17	15	88.2	5	27	10	37.0	28	46	17	37.0
	926540393	7461102	RAMOBA HIGH	2	68	37	54.4	29	95	58	61.1	22	79	46	58.2
	918510903	7411105	RAMOTSHINYADI SECONDARY	1	26	18	69.2	62	62	34	54.8	24	46	21	45.7
	918521323	7431125	REALEDISHA SECONDARY	1	64	48	75.0	0	82	61	74.4	12	59	43	72.9
	913420611	7442104	RELEBOGILE HIGH	3	89	70	78.7	23	144	91	63.2	52	140	72	51.4
	918510927	7413107	RETHUSHEGILE SECONDARY SCHOOL	1	11	7	63.6	0	14	13	92.9	0	32	24	75.0
	916410973	7421106	RISINGA HIGH	3	114	114	100.0	0	168	164	97.6	14	262	229	87.4
	942100202	7421202	RISINGA REPEAT PART-TIME	99	22	14	63.6	0	42	38	90.5	0	45	37	82.2
	916410980	7421107	RITHLAVILE SECONDARY	3	20	18	90.0	0	35	31	88.6	4	46	37	80.4
	994401203	7421912	RIVONINGO EDUCATIONAL CENTRE	99	61	29	47.5	0	44	30	68.2	1	39	13	33.3
	912520710	7471114	ROTTERDAM SECONDARY	2	45	39	86.7	0	73	65	89.0	20	84	60	71.4
	916420659	7425108	SASEKANI HIGH	1	48	39	81.3	0	63	57	90.5	11	54	43	79.6
	915530297	7451103	SCOTCH MABOKO SECONDARY SCHOOL	2	42	31	73.8	14	45	25	55.6	8	34	25	73.5
	926540409	7482111	SEAGOTLE SECONDARY	3	124	95	76.6	20	173	115	66.5	19	184	93	50.5
	913420673	7442105	SEBALAMAKGOLO HIGH	3	94	62	66.0	3	150	82	54.7	4	93	51	54.8
	926540416	7461103	SEBOYE SECONDARY	3	31	20	64.5	18	86	49	57.0	49	88	48	54.5

District Name	EMIS No	Centre No	Centre Name	Quintile	2014			2015			2016				
					Wrote	Achieved	% Achieved	No Progressed	Wrote	Achieved	% Achieved	No Progressed	Wrote	Achieved	% Achieved
MOPANI	915530303	7451102	SEDAN SECONDARY SCHOL	2	32	24	75.0	7	56	37	66.1	1	43	29	67.4
	926540423	7461104	SEKABA SECONDARY	2	24	14	58.3	39	86	29	33.7	10	34	16	47.1
	926540530	7482112	SEK GALABJANA SECONDARY	3	75	43	57.3	33	121	71	58.7	7	69	45	65.2
	993303201	7471116	SEKGOSESE SECONDARY	2	115	107	93.0	0	126	113	89.7	11	149	130	87.2
	918510934	7412108	SEKGWARE SECONDARY	1	60	45	75.0	0	104	64	61.5	0	195	56	28.7
	918510941	7415114	SEKHUKHUMELE SECONDARY SCHOOL	3	54	30	55.6	13	89	48	53.9	1	63	45	71.4
	919341864	7471115	SELAMOLA	2	42	24	57.1	10	37	28	75.7	32	62	22	35.5
	918510958	7414106	SEMARELA SECONDARY	1	56	32	57.1	13	91	48	52.7	11	82	38	46.3
	916411013	7423112	SEMENDHE SECONDARY	1	60	44	73.3	0	63	48	76.2	6	92	51	55.4
	918510965	7411107	SENWABAKGOLOLO SECONDARY	1	33	21	63.6	0	32	31	96.9	0	46	34	73.9
	926540447	7463101	SERURUBELE SECONDARY	2	31	28	90.3	3	48	27	56.3	5	77	40	51.9
	915530310	7455105	SEVENGWANA SECONDARY SCHOOL	1	217	166	76.5	0	183	141	77.0	52	194	70	36.1
	916420697	7425109	SHIHLOMULE HIGH	1	33	18	54.5	0	50	30	60.0	2	64	37	57.8
	915530327	7451004	SHIPUNGU HIGH	2	28	20	71.4	9	27	13	48.1	7	21	7	33.3
	916411037	7423114	SIKHUNYANI SECONDARY	2	27	14	51.9	7	33	20	60.6	12	49	36	73.5
	995503201	7452006	ST GEORGE COLLEGE	99	74	74	100.0	0	68	68	100.0	0	83	83	100.0
	918510859	7414112	STANELY MOPAI SECONDARY	3	55	33	60.0	34	125	36	28.8	23	119	27	22.7
	915530334	7455107	TIAKENI SECONDARY SCHOOL	1	20	13	65.0	0	23	18	78.3	0	30	21	70.0
	916411112	7424111	TLAKULANI SECONDARY	1	65	50	76.9	11	89	55	61.8	62	140	34	24.3
	901531177	7454103	TSANENG COMBINE JUNIOR SECONDARY	1	33	23	69.7	0	27	15	55.6	0	38	25	65.8
918521330	7431109	TSEANA SECONDARY	1	56	39	69.6	0	110	73	66.4	18	103	63	61.2	
918510989	7415006	TSHWENI SECONDARY	3	73	41	56.2	19	138	82	59.4	0	74	65	87.8	
916411198	7421108	VUTLHARI HIGH	1	41	24	58.5	0	50	38	76.0	5	42	24	57.1	
913420741	7442106	VUXENI SENIOR SECONDARY	3	54	40	74.1	5	101	75	74.3	27	146	61	41.8	
915530358	7455104	XIBUKULANA SECONDARY SCHOOL	1	35	32	91.4	0	51	22	43.1	2	76	36	47.4	
917420789	7425110	ZAVA HIGH	1	35	21	60.0	0	28	23	82.1	5	46	20	43.5	
915530372	7452004	ZIVUKO SENIOR SECONDARY	3	118	93	78.8	0	108	90	83.3	8	108	100	92.6	
VHEMBE	911360948	7313101	ADOLF MHINGA HIGH	1	33	30	90.9	2	45	34	75.6	11	49	38	77.6
	912520016	7373101	AKANI HIGH	3	55	32	58.2	24	72	42	58.3	35	61	37	60.7
	993304101	7341901	AMARIA COMBINED SCHOOL	99	26	26	100.0	0	31	29	93.5	0	30	28	93.3
	930320742	7362180	ANDRIES MUGAGULI SECONDARY	1	37	30	81.1	4	40	35	87.5	28	43	37	86.0
	930351203	7351101	AZWIFARWI SECONDARY	2	165	133	80.6	0	226	176	77.9	155	192	177	92.2

District Name	EMIS No	Centre No	Centre Name	Quintile	2014			2015			2016				
					Wrote	Achieved	% Achieved	No Progressed	Wrote	Achieved	% Achieved	No Progressed	Wrote	Achieved	% Achieved
VHEMBE	930351289	7352156	BABABA SECONDARY	3	50	43	86.0	4	59	50	84.7	8	56	46	82.1
	911360887	7313127	BASOPA HIGH	1	90	80	88.9	0	115	109	94.8	4	113	103	91.2
	993304506	7343197	BENNY'S SPORTS DEV & ACADEMY COMBINED	99	12	9	75.0	4	20	18	90.0	5	21	18	85.7
	993304103	7342905	COMPREHENSIVE TRINITY ACADEMY	99	34	32	94.1	0	27	26	96.3	0	37	35	94.6
	930321202	7363141	DAVHANA SECONDARY	2	54	42	77.8	20	106	69	65.1	10	113	62	54.9
	931340982	7331126	DAVID LUVHIMBA SECONDARY	2	46	36	78.3	11	90	56	62.2	31	98	52	53.1
	929311564	7321137	DAVID MUTSHINYALO SECONDARY	1	56	45	80.4	6	75	69	92.0	25	45	33	73.3
	931340999	7331127	DENGA SECONDARY	3	23	18	78.3	0	17	9	52.9	5	40	23	57.5
	930351364	7354106	DENGA TSHIVHASE SECONDARY	3	48	34	70.8	59	109	64	58.7	40	55	48	87.3
	930351357	7354102	DENGENYA SECONDARY	3	67	60	89.6	18	104	92	88.5	45	105	66	62.9
	930320247	7361132	DIMANI AGRICULTURAL HIGH	3	86	86	100.0	50	202	177	87.6	71	203	150	73.9
	928330893	7342101	DIMBANYIKA SECONDARY	3	59	49	83.1	4	55	43	78.2	137	121	56	46.3
	911361385	7312102	DLAMANI HIGH	2	82	74	90.2	38	122	100	82.0	25	86	82	95.3
	929310417	7322128	DYELAMANAVHA SECONDARY	1	22	19	86.4	5	35	26	74.3	11	43	18	41.9
	928330466	7341102	DZATA SECONDARY	3	118	116	98.3	0	150	131	87.3	22	134	114	85.1
	929311458	7322101	DZIMAUZI SECONDARY	2	28	21	75.0	11	41	26	63.4	29	65	50	76.9
	930351371	7354104	DZWABONI SECONDARY	3	35	25	71.4	14	96	60	62.5	45	59	34	57.6
	911360832	7311103	E P P MHINGA SECONDARY	3	207	202	97.6	5	318	300	94.3	5	255	234	91.8
	930321219	7363142	EDISON NESENGANI SECONDARY	2	102	93	91.2	28	147	120	81.6	10	73	73	100.0
	912331377	7343158	ELIM HIGH	3	86	77	89.5	0	78	63	80.8	19	92	75	81.5
	905332486	7343137	EMMANUEL CHRISTIAN	99	35	35	100.0	1	31	31	100.0	0	43	42	97.7
	905350095	7353105	FHATUWANI SECONDARY	1	50	40	80.0	19	81	66	81.5	47	40	39	97.5
	929310400	7322102	FHETANI SECONDARY	1	39	38	97.4	12	47	40	85.1	20	49	31	63.3
	911361484	7314153	FRANCE SOMBHANI SECONDARY	2	34	29	85.3	8	53	21	39.6	8	47	31	66.0
	912520153	7371110	FRANK MAHATLANI SECONDARY	2	43	31	72.1	0	39	23	59.0	24	35	27	77.1
	928330985	7342103	FRANK RAVELE SECONDARY	3	22	19	86.4	5	28	20	71.4	51	63	40	63.5
	930351463	7355147	FRANS RASIMPHI SECONDARY	3	77	74	96.1	18	122	102	83.6	9	81	62	76.5
	930360535	7315130	FUNZWANI SECONDARY	3	55	44	80.0	13	84	42	50.0	31	58	28	48.3
	928330879	7342104	GEORGE MBULAHENI SECONDARY	3	93	87	93.5	0	111	100	90.1	30	99	94	94.9
	918521095	7371134	GEORGE MSWAZI HIGH	3	14	12	85.7	7	20	19	95.0	4	19	11	57.9
	911360870	7311128	GEORGE SONTU HIGH	2	50	41	82.0	39	110	70	63.6	38	67	56	83.6



District Name	EMIS No	Centre No	Centre Name	Quintile	2014			2015			2016				
					Wrote	Achieved	% Achieved	No Progressed	Wrote	Achieved	% Achieved	No Progressed	Wrote	Achieved	% Achieved
VHEMIBE	911361262	7312104	GIDJANA SECONDARY	2	89	83	93.3	3	141	116	82.3	13	88	62	70.5
	930351210	7351137	GOLE SECONDARY	1	55	46	83.6	23	101	79	78.2	72	136	81	59.6
	928332431	7342903	GONDOLIKHETHWA PRIMARY	99	52	47	90.4	1	62	53	85.5	0	79	61	77.2
	911361392	7312146	GOVHU JUNIOR SECONDARY	2	34	26	76.5	2	49	36	73.5	11	36	26	72.2
	930351555	7352158	GUMANI TECHNICAL HIGH	3	45	41	91.1	5	54	45	83.3	34	96	64	66.7
	930351388	7354107	GUVHUKUVHU SECONDARY	3	40	20	50.0	10	59	41	69.5	49	78	62	79.5
	930320728	7362143	GWAMASENGA SECONDARY	3	60	46	76.7	45	98	74	75.5	0	101	69	68.3
	912332530	7343155	H S PHILLIPS SECONDARY	3	21	17	81.0	4	35	25	71.4	22	42	27	64.3
	930351704	7351903	HAGGAI PRIVATE COMBINED	99	60	16	26.7	12	66	21	31.8	10	63	24	38.1
	912510061	7371104	HANYANI NKUZANA HIGH	3	80	49	61.3	8	108	79	73.1	0	132	71	53.8
	929310370	7322103	HANYANI SECONDARY	2	37	30	81.1	9	69	57	82.6	9	52	42	80.8
	928330916	7342105	HENDRIC NTHAMBELENI SECONDARY	2	11	10	90.9	1	14	11	78.6	8	11	6	54.5
	911361644	7311140	HLALUKO SECONDARY	2	45	39	86.7	0	83	67	80.7	13	103	62	60.2
	911361781	7314105	HLALUKWENI HIGH	2	85	59	69.4	5	151	98	64.9	16	101	82	81.2
	912520078	7371105	HLUVUKA HIGH	3	184	161	87.5	11	257	202	78.6	85	219	176	80.4
	902331735	7344138	HOERSKOOL ERIC LOUW HIGH SCHOOL	5	55	55	100.0	0	72	72	100.0	0	76	73	96.1
	928330954	7342106	HUMBELANI SECONDARY	3	54	37	68.5	8	62	40	64.5	82	50	46	92.0
	911361774	7314106	HUMULA SECONDARY	1	52	33	63.5	6	52	34	65.4	56	73	35	47.9
	930330398	7341107	JACK LAVHENGWA SECONDARY	3	44	34	77.3	12	59	41	69.5	6	47	28	59.6
	912521532	7371135	JAJI SECONDARY	2	24	11	45.8	9	54	23	42.6	14	41	16	39.0
	993301204	7312154	JILONGO HIGH SCHOOL	1	87	74	85.1	20	80	71	88.8	65	122	97	79.5
	911360894	7313107	JIM CHAVANI HIGH	2	149	148	99.3	0	244	234	95.9	1	223	211	94.6
	911361231	7314108	JIM YINGWANI HIGH	2	29	24	82.8	16	93	35	37.6	46	93	45	48.4
	928331438	7343108	JOHANNES MULAMBILU SECONDARY	3	89	34	38.2	5	108	41	38.0	5	67	32	47.8
	911361895	7314143	JOHANNES RAMAVHOYA SECONDARY	2	28	23	82.1	1	26	22	84.6	11	28	13	46.4
	911361798	7314112	JOHN MBHEDLHE SECONDARY	2	71	44	62.0	24	143	81	56.6	15	117	64	54.7
	930321226	7363172	JOHN MUTHEIWANA SECONDARY SCHOOL	2	57	56	98.2	6	70	70	100.0	15	83	81	97.6
	928330909	7342109	JONATHAN MUSAATHAMA SECONDARY	3	117	83	70.9	88	210	104	49.5	97	83	63	75.9
	928331407	7343148	JONATHAN THIFULUFHELWI SECONDARY	3	90	64	71.1	18	178	133	74.7	39	143	92	64.3



District Name	EMIS No	Centre No	Centre Name	Quintile	2014			2015			2016				
					Wrote	Achieved	% Achieved	No Progressed	Wrote	Achieved	% Achieved	No Progressed	Wrote	Achieved	% Achieved
VHEMBE	911321660	7363175	JULIUS SECONDARY SCHOOL	1	28	27	96.4	13	43	28	65.1	18	51	38	74.5
	930351470	7355138	KHADZINGE SECONDARY	3	52	26	50.0	38	81	15	18.5	32	25	8	32.0
	929330435	7341110	KHAKHU SECONDARY	3	32	21	65.6	0	27	24	88.9	14	47	36	76.6
	929310738	7323104	KHANGALE SECONDARY	2	35	32	91.4	1	40	36	90.0	12	55	32	58.2
	911361224	7314109	KHATISA SECONDARY	1	105	72	68.6	0	116	79	68.1	59	114	66	57.9
	912520115	7371107	KHOMANANI HIGH	2	65	52	80.0	16	124	107	86.3	38	138	98	71.0
	930321608	7364144	KHWARA SECONDARY	1	48	46	95.8	0	52	49	94.2	13	66	48	72.7
	930320339	7361133	KHWEVHA COMMERCIAL	3	95	88	92.6	52	198	140	70.7	84	274	174	63.5
	930321141	7363145	KOLOKOSHANI COMBINED	2	83	79	95.2	9	106	101	95.3	18	111	107	96.4
	993304201	7342901	KONANI PFUNZO	99	51	39	76.5	0	79	59	74.7	0	110	61	55.5
	928332301	7345146	KUTAMA SECONDARY	3	50	48	96.0	8	82	62	75.6	76	58	53	91.4
	912111542	7343157	LEMANA HIGH	3	106	81	76.4	3	134	110	82.1	29	133	112	84.2
	930320292	7361136	LIGEGE SECONDARY	3	87	82	94.3	9	102	85	83.3	27	93	79	84.9
	930350088	7353110	LIIVHA COMBINED	3	84	75	89.3	17	99	87	87.9	39	109	84	77.1
	930360979	7315133	LIMBEDZI SECONDARY	1	22	9	40.9	6	48	17	35.4	13	33	15	45.5
	931521392	7372127	LISHAVHANA SECONDARY	2	46	32	69.6	5	90	52	57.8	20	141	55	39.0
	928332509	7343151	LITSHOVHU SECONDARY	3	98	92	93.9	2	165	157	95.2	74	223	161	72.2
	905331483	7343136	LOUIS TRICHARDT SECONDARY	5	173	168	97.1	2	165	160	97.0	0	156	152	97.4
	905332864	7343901	LTT MURUNWA PRIVATE SCHOOL	99	85	71	83.5	0	130	105	80.8	0	88	76	86.4
	928330961	7342111	LUATAME SECONDARY	2	55	46	83.6	9	66	38	57.6	45	36	20	55.6
	930310967	7321131	LUCAS RATSHALINGWA SECONDARY	3	45	40	88.9	8	70	61	87.1	40	63	46	73.0
	931521046	7372109	LUMUKA SECONDARY	1	17	16	94.1	6	18	13	72.2	10	26	24	92.3
	929311021	7321132	LUNWANNNGWE SECONDARY	2	45	33	73.3	5	42	24	57.1	23	36	21	58.3
	902351487	7355149	LUPHAI SECONDARY	2	37	34	91.9	20	80	63	78.8	8	76	54	71.1
	930320704	7362169	LUVHAIVHAI SECONDARY	3	17	9	52.9	1	36	33	91.7	5	33	22	66.7
	929311014	7321125	LUVHENGGO SECONDARY	1	30	18	60.0	4	46	32	69.6	18	39	25	64.1
	928332318	7345149	LUVHIVHINI SECONDARY	2	66	53	80.3	18	76	60	78.9	17	54	44	81.5
	930320735	7362146	LWAMONDO HIGH	2	168	163	97.0	24	213	205	96.2	76	200	176	88.0
	930320223	7361135	LWANDANI SECONDARY	2	64	57	89.1	0	94	73	77.7	65	72	46	63.9
	993302201	7322127	LWAPHUNGU SECONDARY	2	16	13	81.3	29	42	29	69.0	19	25	10	40.0
	930321233	7363147	LWENZHE SECONDARY	1								0	9	9	100.0
	911360900	7313137	MADADZHE SECONDARY	2	21	19	90.5	14	52	35	67.3	0	52	29	55.8
928331988	7345191	MADAHENI COMBINED SCHOOL	4	25	21	84.0	0	33	29	87.9	16	37	33	89.2	
911361439	7312110	MADONSI HIGH	1	28	21	75.0	1	31	25	80.6	23	51	34	66.7	
911360405	7313102	MADZIKUSE	2	20	19	95.0	7	36	26	72.2	0	23	23	100.0	

District Name	EMIS No	Centre No	Centre Name	Quintile	2014			2015			2016				
					Wrote	Achieved	% Achieved	No Progressed	Wrote	Achieved	% Achieved	No Progressed	Wrote	Achieved	% Achieved
VHEMBE	930320254	7361137	MAGALANNGWE SECONDARY	2	35	34	97.1	23	91	68	74.7	70	59	52	88.1
	928332578	7345168	MAGONI SECONDARY	2	17	9	52.9	27	54	17	31.5	28	37	17	45.9
	912520160	7373125	MAHLORI HIGH	2	17	14	82.4	4	46	27	58.7	48	29	23	79.3
	993304304	7343902	MAHONISI LEARNING CENTRE	99	16	15	93.8	0	24	24	100.0	0	37	34	91.9
	911361651	7311144	MAHUNTSI SECONDARY	2	73	48	65.8	63	120	55	45.8	67	33	25	75.8
	931341008	7331141	MAINGANYA SECONDARY	2	34	27	79.4	10	45	29	64.4	24	62	40	64.5
	930320315	7361149	MAKAKAVHALE SECONDARY	2	61	49	80.3	32	131	104	79.4	55	132	90	68.2
	993304301	7343191	MAKHADO COMPREHENSIVE	4	135	120	88.9	34	220	165	75.0	4	186	143	76.9
	930310691	7323105	MAKUYA SECONDARY	2	41	29	70.7	10	80	54	67.5	42	89	45	50.6
	911360856	7311111	MALAMULELE SECONDARY	2	81	70	86.4	0	94	80	85.1	5	86	74	86.0
	929311359	7324106	MALILELE SECONDARY	2	60	45	75.0	5	46	25	54.3	16	46	35	76.1
	930321639	7363156	MALINGA WILSON SECONDARY	2	103	87	84.5	31	175	121	69.1	37	125	96	76.8
	912521224	7372129	MALOVHANA SECONDARY	2	13	9	69.2	35	61	33	54.1	29	31	19	61.3
	928331513	7343162	MALUTA JUNIOR SECONDARY	3	58	49	84.5	0	76	70	92.1	35	67	47	70.1
	929311373	7324107	MAMPHODO SECONDARY	2	19	19	100.0	2	46	44	95.7	0	74	48	64.9
	928331759	7344113	MAMVUKA SECONDARY	2	39	34	87.2	10	67	49	73.1	45	77	34	44.2
	928332264	7345150	MANELEDZI SECONDARY	3	124	94	75.8	35	171	98	57.3	82	115	96	83.5
	912520184	7371113	MARHOLENI HIGH	2	65	49	75.4	12	81	61	75.3	6	81	58	71.6
	912520191	7373112	MARHORHWANI-MALALI HIGH	3	38	37	97.4	18	56	51	91.1	41	91	72	79.1
	912520207	7372111	MARIMANE HIGH	2	32	29	90.6	37	102	74	72.5	45	71	56	78.9
	905332030	7353161	MARUDE SECONDARY	3	224	158	70.5	31	241	157	65.1	108	276	159	57.6
	905331476	7343174	MASEDI COMBINED	3	34	24	70.6	18	61	34	55.7	9	47	37	78.7
	928331742	7344114	MASERENI SECONDARY	2	16	15	93.8	3	27	24	88.9	22	30	21	70.0
	912520241	7372114	MASIZA HIGH	3	65	37	56.9	24	104	67	64.4	55	77	56	72.7
	930320698	7362150	MASWIE SECONDARY	2	15	13	86.7	1	43	37	86.0	10	44	31	70.5
	929311380	7324108	MATAVHELA SECONDARY	2	107	96	89.7	4	187	165	88.2	8	136	117	86.0
	928331469	7343115	MATHEDE SECONDARY	2	20	12	60.0	18	55	34	61.8	53	36	24	66.7
	911361422	7312152	MATIMBA JUNIOR SECONDARY	2	71	40	56.3	35	88	42	47.7	27	68	31	45.6
	930321172	7363151	MATODZI SECONDARY	2	46	23	50.0	0	49	37	75.5	40	57	29	50.9
	930320780	7362152	MAVHUNGU ANDRIES SECONDARY	2	38	36	94.7	1	61	57	93.4	13	62	44	71.0
	911361767	7311141	MBHANYELE SECONDARY	2	89	77	86.5	15	163	129	79.1	14	130	97	74.6
	930351395	7354114	MBILWI SECONDARY	4	403	389	96.5	20	366	351	95.9	55	406	363	89.4
912520221	7371115	MHELEMBE HIGH	2	24	18	75.0	5	40	32	80.0	0	28	23	82.1	

District Name	EMIS No	Centre No	Centre Name	Quintile	2014			2015			2016				
					Wrote	Achieved	% Achieved	No Progressed	Wrote	Achieved	% Achieved	No Progressed	Wrote	Achieved	% Achieved
VHEMBE	905332842	7343190	MICHAEL DENGA RAMABULANA SECONDARY	2	64	55	85.9	25	132	88	66.7	52	81	66	81.5
	930360962	7315134	MILTON MPFUMEDZENI SECONDARY	2	106	81	76.4	15	178	133	74.7	47	197	143	72.6
	930330480	7341175	MIRIYAVHAVHA TEC SECONDARY	2	132	111	84.1	0	97	76	78.4	20	125	98	78.4
	928332288	7345147	MMILIGE SECONDARY	2	25	19	76.0	17	28	19	67.9	19	22	21	95.5
	902331711	7344140	MOPANE INTERMEDIATE	2	62	55	88.7	0	64	57	89.1	0	67	60	89.6
	930361217	7314138	MOVHE SECONDARY	1	19	11	57.9	1	22	9	40.9	11	23	14	60.9
	930360955	7315135	MPANDELI SECONDARY	2	106	88	83.0	9	181	140	77.3	73	213	131	61.5
	930350071	7353142	MPFARISENI SECONDARY	1	28	19	67.9	32	54	25	46.3	8	25	22	88.0
	930310998	7321134	MPHALALENI SECONDARY	2	87	81	93.1	24	178	145	81.5	66	162	116	71.6
	911361200	7314113	MPHAMBO HIGH	2	88	62	70.5	21	103	64	62.1	21	97	69	71.1
	930351401	7354116	MPHAPHULI SECONDARY	3	168	146	86.9	10	168	149	88.7	46	198	132	66.7
	928330350	7341116	MPHEPHU HIGH	2	73	58	79.5	54	146	80	54.8	75	77	64	83.1
	912520238	7371116	MSENGI SENIOR SECONDARY	2	73	65	89.0	0	62	58	93.5	50	141	122	86.5
	911361415	7312114	MTITITI SECONDARY	2	43	39	90.7	0	49	46	93.9	20	80	55	68.8
	929310684	7323109	MUBALANGANYI SECONDARY	2	39	34	87.2	2	35	35	100.0	26	56	35	62.5
	928331674	7344117	MUDIMELI SECONDARY	2	41	33	80.5	7	76	34	44.7	6	48	33	68.8
	930321547	7364153	MUDINANE SECONDARY	2	49	44	89.8	2	65	59	90.8	10	63	51	81.0
	914351593	7355164	MUELEKANYI TSHIVHASE TECHNOLOGY SCHOOL	2	6	4	66.7	0	22	14	63.6	8	9	6	66.7
	930321165	7363171	MUGOIDWA SECONDARY	2	64	61	95.3	6	139	114	82.0	15	80	74	92.5
	930351296	7352150	MUHANELWA SECONDARY	2	22	13	59.1	5	38	25	65.8	18	29	16	55.2
	930351500	7355144	MUHUYUWATHOMBA SECONDARY	2	95	84	88.4	0	143	95	66.4	79	124	59	47.6
	930351227	7351117	MUKHWANTHELI SECONDARY	1	120	86	71.7	11	180	123	68.3	37	195	112	57.4
	930351302	7352151	MUKULA HIGH	2	43	35	81.4	4	50	28	56.0	45	66	28	42.4
	931352063	7352163	MUKULA INTERGRATED	99	169	127	75.1	7	165	134	81.2	3	143	128	89.5
	928330855	7342118	MULENGA SECONDARY	2	87	79	90.8	14	99	77	77.8	6	65	57	87.7
	931341138	7331130	MULIMA SECONDARY	2	22	20	90.9	5	71	35	49.3	12	54	42	77.8
	928330442	7341119	MUSHAATHONI SECONDARY	2	81	60	74.1	16	84	57	67.9	12	67	45	67.2
	902331698	7344139	MUSINA SECONDARY	3	218	149	68.3	52	255	154	60.4	77	262	107	40.8
	930320285	7361139	MUTHAMARO SECONDARY	2	44	35	79.5	14	55	34	61.8	35	40	35	87.5
	931331155	7343193	MUTHUHADINI PRIMARY	2	55	50	90.9	0	101	88	87.1	38	97	80	82.5
930321158	7363154	MUTHURWANA SECONDARY	2	65	43	66.2	15	43	30	69.8	12	39	33	84.6	

District Name	EMIS No	Centre No	Centre Name	Quintile	2014			2015			2016				
					Wrote	Achieved	% Achieved	No Progressed	Wrote	Achieved	% Achieved	No Progressed	Wrote	Achieved	% Achieved
VHEMBE	929310974	7321133	MUTSHUTSHU SECONDARY	2	60	46	76.7	3	71	51	71.8	13	80	39	48.8
	930351234	7351119	MUVHAVHA SECONDARY	2	20	16	80.0	9	41	15	36.6	23	41	20	48.8
	931341121	7331133	NAMADZAVHO SECONDARY	2	23	14	60.9	9	37	19	51.4	1	22	19	86.4
	930351715	7353101	NAZARENE SCHOOL OF NATURAL SCIENCE	99	16	10	62.5	0	43	26	60.5	0	36	16	44.4
	930320230	7361155	NDAEDZO SECONDARY	2	116	108	93.1	0	120	103	85.8	66	130	94	72.3
	931520245	7372130	NDALAMO SECONDARY	2	34	21	61.8	5	33	20	60.6	3	20	11	55.0
	930310714	7323110	NDARIENI SECONDARY	1	51	34	66.7	26	65	37	56.9	44	97	33	34.0
	993301102	7311142	NEW ERA	99	328	204	62.2	14	181	107	59.1	14	171	0	0.0
	993305200	7352164	NEW GENERATION GIRLS ACADEMY	99	51	45	88.2	0	65	58	89.2	0	72	61	84.7
	911361255	7312115	NGHEZIMANI HIGH	2	50	40	80.0	0	73	52	71.2	17	70	44	62.9
	911361828	7314156	NGULA SECONDARY	2	21	14	66.7	15	36	16	44.4	27	29	15	51.7
	929310363	7322111	NIANI SECONDARY	2	22	13	59.1	9	48	29	60.4	17	40	21	52.5
	911360863	7311116	NKATINI HIGH	2	26	19	73.1	10	41	24	58.5	22	44	24	54.5
	928330374	7341120	NKONENI SECONDARY	2	23	7	30.4	3	23	14	60.9	6	5	5	100.0
	930320759	7362168	NNDAMULELENI SECONDARY	2	88	75	85.2	2	117	105	89.7	35	110	87	79.1
	928330473	7341121	NNDITSHENI SECONDARY	1	35	24	68.6	39	64	26	40.6	21	14	10	71.4
	930330343	7341122	NNDWELWENI SECONDARY	2	27	22	81.5	16	63	42	66.7	0	87	32	36.8
	928330886	7342123	NNGWENI SECONDARY	3	145	129	89.0	18	242	159	65.7	79	259	159	61.4
	930360986	7315136	NTEVHEDZENI SECONDARY	2	12	5	41.7	7	39	8	20.5	24	30	3	10.0
	930351418	7354140	NTHETSHELESENI SECONDARY	3	72	48	66.7	22	106	53	50.0	48	110	52	47.3
	911361446	7312117	NTLHAVENI HIGH	2	35	34	97.1	0	57	41	71.9	16	85	52	61.2
	930360993	7315131	NTODENI SECONDARY	2	50	49	98.0	12	74	60	81.1	21	62	52	83.9
	916411273	7311150	NTSAKOMATSAKALI SECONDARY	1	37	26	70.3	32	77	41	53.2	11	26	24	92.3
	930361088	7315151	NTSENDZENI SECONDARY	2	68	46	67.6	11	84	47	56.0	25	57	34	59.6
	912520269	7373118	NWAMALOBYE HIGH	3	29	23	79.3	18	58	34	58.6	5	50	39	78.0
	911360917	7313118	NWANATI HIGH	1	137	92	67.2	28	200	141	70.5	108	275	101	36.7
	916321868	7363155	NWARIDI SECONDARY	2	48	47	97.9	0	70	64	91.4	22	67	51	76.1
	929310721	7323129	NYADZANI SECONDARY	2	30	26	86.7	7	32	24	75.0	2	50	34	68.0
	905321592	7364131	ONGEDACHT SECONDARY	2	36	30	83.3	11	46	37	80.4	21	69	40	58.0
	931331421	7343142	OZIAS DAVHANA SECONDARY	3	90	83	92.2	8	134	116	86.6	113	121	101	83.5
	911360849	7311119	P P HLUNGWANI HIGH	1	114	108	94.7	14	110	103	93.6	5	142	140	98.6
	993304202	7342904	PARADISE MANAME COMB INDEPENDENT	99	8	6	75.0	0	13	11	84.6	0	14	13	92.9
928330923	7342124	PATRICK RAMAANO SECONDARY	2	248	220	88.7	23	360	320	88.9	148	357	260	72.8	

District Name	EMIS No	Centre No	Centre Name	Quintile	2014			2015			2016				
					Wrote	Achieved	% Achieved	No Progressed	Wrote	Achieved	% Achieved	No Progressed	Wrote	Achieved	% Achieved
VHEMBE	905361637	7312139	PENINGHOTSA HIGH	2	25	22	88.0	34	36	20	55.6	34	51	9	17.6
	930351425	7354120	PHASWANA SECONDARY	3	50	49	98.0	135	189	142	75.1	28	72	62	86.1
	930330336	7341125	PHIRIPHIRI SECONDARY	2	69	65	94.2	16	97	79	81.4	33	96	74	77.1
	929311397	7324112	PHOPHI SECONDARY	2	15	10	66.7	3	33	26	78.8	7	43	36	83.7
	911361453	7314120	PHOTANI SECONDARY	2	109	68	62.4	12	113	65	57.5	36	64	35	54.7
	930321578	7364157	RADZAMBO SECONDARY	2	16	8	50.0	12	20	7	35.0	20	31	17	54.8
	930351449	7354139	RALSON TSHINANNE SECONDARY	2	97	85	87.6	16	128	94	73.4	83	117	87	74.4
	931520276	7372131	RALUOMBE SECONDARY	2	34	24	70.6	9	61	44	72.1	16	45	31	68.9
	930351432	7354121	RALUSWIELO SECONDARY	3	69	57	82.6	8	95	58	61.1	29	107	65	60.7
	930351319	7352154	RALUVHIMBA SECONDARY	2	29	18	62.1	10	47	29	61.7	16	69	29	42.0
	928331681	7344126	RAMABULANA SECONDARY	2	36	29	80.6	5	42	26	61.9	36	27	17	63.0
	930330367	7341127	RAMASHIA SECONDARY	2	41	37	90.2	4	38	31	81.6	19	32	30	93.8
	930321554	7364156	RAMAUBA SECONDARY	2	28	27	96.4	5	41	26	63.4	11	38	25	65.8
	929311588	7324113	RAMMBUDA SECONDARY	2	58	42	72.4	18	61	41	67.2	38	98	59	60.2
	930351517	7355143	RAMUGONDO SECONDARY	2	31	21	67.7	9	50	32	64.0	28	31	29	93.5
	930361095	7315129	RANNDOGWANA SECONDARY	1	51	36	70.6	27	101	63	62.4	28	83	41	49.4
	993303202	7331142	RASILA SECONDARY	2	10	6	60.0	10	50	33	66.0	25	48	31	64.6
	929310424	7322114	RATSHIBVUMO SECONDARY	2	49	43	87.8	12	105	72	68.6	75	59	45	76.3
	930321134	7363158	RATSHIKWEKWETE SECONDARY	2	37	33	89.2	5	52	45	86.5	17	46	39	84.8
	929311403	7324115	RATSHILUMELA SECONDARY	2	29	24	82.8	3	37	26	70.3	3	33	18	54.5
	929310387	7322116	RATSHISASE SECONDARY	2	36	33	91.7	29	116	89	76.7	43	46	43	93.5
	928331452	7343134	RAVHUHALI SECONDARY	2	11	6	54.5	3	34	30	88.2	0	25	14	56.0
	993304402	7344141	RENAISSANCE SECONDARY	2								2	36	25	69.4
	911361460	7314157	RHABELA SEC SCHOOL	2	24	15	62.5	0	34	24	70.6	8	36	25	69.4
	911360924	7313121	RIPAMBETA HIGH	2	70	63	90.0	25	157	125	79.6	16	112	89	79.5
	929332041	7343192	RIVONI SCHOOL FOR THE BLIND	99	5	5	100.0	0	2	2	100.0	0	9	9	100.0
	905332516	7343159	RIVUBYE HIGH	2	47	41	87.2	10	99	77	77.8	69	84	82	97.6
	929311342	7324117	ROBERT MBULUNGENI SECONDARY	3	35	22	62.9	28	55	22	40.0	40	62	18	29.0
	912520306	7371121	RUSSEL BUNGENI HIGH	2	66	46	69.7	0	95	61	64.2	1	108	86	79.6
	930351241	7351122	SAM MAVHINA SECONDARY	2	21	16	76.2	0	49	41	83.7	4	36	32	88.9
	993301202	7312155	SDW NXUMALO HIGH	2								74	54	47	87.0
	930320278	7361134	SHAYANDIMA SECONDARY	3	72	67	93.1	43	184	148	80.4	156	174	112	64.4



District Name	EMIS No	Centre No	Centre Name	Quintile	2014			2015			2016				
					Wrote	Achieved	% Achieved	No Progressed	Wrote	Achieved	% Achieved	No Progressed	Wrote	Achieved	% Achieved
VHEMBE	911361477	7314126	SHIGAMANI HIGH	2	30	24	80.0	12	48	26	54.2	1	32	25	78.1
	911360931	7313122	SHIKUNDU HIGH	2	107	89	83.2	0	114	90	78.9	28	131	115	87.8
	912520313	7372122	SHINGUWA HIGH	2	59	43	72.9	14	99	59	59.6	14	81	65	80.2
	911360818	7311123	SHINGWEDZI SECONDARY	3	226	144	63.7	4	172	152	88.4	27	209	178	85.2
	911360825	7311124	SHIRILELE SECONDARY	2	98	61	62.2	25	141	87	61.7	76	102	68	66.7
	911361408	7312125	SHITLHANGOMA SECONDARY	2	44	38	86.4	3	43	34	79.1	0	59	33	55.9
	930320681	7362159	SHONDONI SECONDARY	2	23	22	95.7	15	57	44	77.2	17	52	28	53.8
	930351326	7352155	SILEMALE SECONDARY	2	90	67	74.4	9	132	100	75.8	76	127	70	55.1
	928332257	7345145	SINTHUMULE SECONDARY	2	142	120	84.5	0	179	163	91.1	72	206	169	82.0
	928331490	7343144	SINUGANI SECONDARY	2	40	28	70.0	3	61	45	73.8	0	88	37	42.0
	928331384	7343128	SOLOMON MAELULA SECONDARY	2	39	32	82.1	9	50	34	68.0	49	82	45	54.9
	929311045	7324138	ST AUGUSTINE RESIDENTIAL	99	48	46	95.8	0	44	43	97.7	1	36	36	100.0
	993304501	7345192	SUKUMANI-KUNDANI SEC SCHOOL	2	15	9	60.0	6	22	12	54.5	27	22	17	77.3
	930310707	7323118	SUMBANA SECONDARY	1	30	21	70.0	13	60	27	45.0	15	41	22	53.7
	928332332	7345143	SWOBANI SECONDARY	2	24	7	29.2	4	19	12	63.2	6	7	7	100.0
	928332592	7345140	SWONGOZWI SECONDARY	2	25	22	88.0	13	60	46	76.7	19	35	25	71.4
	930320261	7361140	THAMBATSHIRA SECONDARY	2	26	25	96.2	9	47	40	85.1	23	56	44	78.6
	911361862	7311156	THAMBISA SECONDARY	2	45	29	64.4	0	116	57	49.1	36	60	48	80.0
	930351258	7351126	THASE SECONDARY	1	45	43	95.6	37	83	66	79.5	18	72	64	88.9
	930310950	7321135	THATHE SECONDARY	2	25	21	84.0	13	39	25	64.1	7	35	22	62.9
	929311434	7324119	THENGWE SECONDARY	3	285	278	97.5	12	432	413	95.6	24	367	341	92.9
	995502102	7371901	THEOCENTRIC CHRISTIAN COLLEGE	99	4	3	75.0	0	9	6	66.7	3	15	4	26.7
	930351333	7352152	THINASHAKA SECONDARY	2	72	48	66.7	26	122	76	62.3	9	87	69	79.3
	930351272	7351127	THIVHILAELI SECONDARY	2	55	38	69.1	20	160	100	62.5	70	149	84	56.4
	930350064	7353128	THOHOYANDOU SECONDARY	3	147	134	91.2	14	251	244	97.2	51	295	269	91.2
	930350057	7353136	THOHOYANDOU TECHNICAL HIGH	4	218	185	84.9	7	130	123	94.6	52	213	152	71.4
	930350019	7353129	THUSALUSHAKA SECONDARY	2	21	19	90.5	4	30	25	83.3	18	25	20	80.0
	931341015	7331134	THWALIMA SECONDARY	2	71	42	59.2	25	118	55	46.6	113	106	47	44.3
	919340609	7272112	TIDIMA HIGH	2	60	40	66.7	0	98	64	65.3	30	153	53	34.6
	912521565	7373133	TIYANI SECONDARY	2	89	78	87.6	2	107	99	92.5	38	137	110	80.3
	929311427	7324120	TODANI SECONDARY	2	82	68	82.9	7	115	95	82.6	17	102	83	81.4
	929311007	7321121	TOMBOLAGOLE SECONDARY	1	34	18	52.9	7	47	26	55.3	26	40	26	65.0



District Name	EMIS No	Centre No	Centre Name	Quintile	2014			2015			2016				
					Wrote	Achieved	% Achieved	No Progressed	Wrote	Achieved	% Achieved	No Progressed	Wrote	Achieved	% Achieved
VHEMBE	930361101	7315132	TONDALUSHAKA SECONDARY	2	44	33	75.0	9	128	79	61.7	59	133	53	39.8
	930351524	7355146	TSHADAMA SECONDARY	2	50	43	86.0	0	78	68	87.2	17	91	62	68.1
	928330381	7341179	TSHALA SECONDARY SCHOOL	2	30	27	90.0	8	51	31	60.8	2	58	34	58.6
	928330978	7342183	TSHAMAKWATINI SECONDARY	2	62	43	69.4	6	53	27	50.9	84	112	50	44.6
	928331650	7344129	TSHIANANE SECONDARY	2	47	40	85.1	3	55	47	85.5	0	37	32	86.5
	931331506	7343152	TSHIAWELO SECONDARY	3	47	38	80.9	15	82	63	76.8	41	72	60	83.3
	930351340	7352153	TSHIDIMBINI SECONDARY	2	57	37	64.9	16	99	47	47.5	37	108	61	56.5
	930320711	7362160	TSHIEMUEMU SECONDARY	2	42	34	81.0	13	61	55	90.2	56	92	65	70.7
	928330459	7341130	TSHIFHENA SECONDARY	2	71	58	81.7	18	88	47	53.4	19	99	70	70.7
	931520337	7372128	TSHIITWA SECONDARY	2	116	97	83.6	8	149	129	86.6	28	199	167	83.9
	930350040	7353133	TSHIKEVHA CHRISTIAN SECONDARY	99	67	62	92.5	1	90	85	94.4	0	86	80	93.0
	921520344	7372126	TSHIKHUTHULA SECONDARY	2	67	63	94.0	8	117	94	80.3	15	146	98	67.1
	929310394	7322122	TSHIKUNDAMALEMA SECONDARY	2	44	39	88.6	13	125	96	76.8	0	83	53	63.9
	930351265	7351131	TSHILALA SECONDARY	2	32	28	87.5	0	89	63	70.8	66	98	38	38.8
	930320308	7361167	TSHILAVHUTUME SECONDARY	2	6	5	83.3	5	14	7	50.0	13	22	22	100.0
	928330404	7341131	TSHILOGONI SECONDARY	2	63	55	87.3	24	71	41	57.7	2	62	48	77.4
	930321196	7363161	TSHIMBUPFE SECONDARY	2	28	28	100.0	0	37	35	94.6	22	55	43	78.2
	931520320	7373132	TSHINANGE SECONDARY	2	64	58	90.6	6	69	61	88.4	0	76	67	88.2
	930321530	7364162	TSHINAVHE SECONDARY	2	53	39	73.6	7	79	55	69.6	49	89	38	42.7
	930321264	7363163	TSHIPAKONI SECONDARY	2	66	59	89.4	26	95	72	75.8	42	40	27	67.5
	930320766	7362164	TSHIPETANE SECONDARY	2	19	15	78.9	0	40	33	82.5	24	61	29	47.5
	928332349	7345173	TSHIRULULUNI SECONDARY	2	10	5	50.0	8	16	11	68.8	12	8	8	100.0
	928332295	7345176	TSHIUNGULELA SECONDARY	2	49	31	63.3	9	87	50	57.5	7	96	49	51.0
	930351531	7355145	TSHIVHASE SECONDARY	2	295	257	87.1	30	407	377	92.6	20	364	336	92.3
	930350026	7353124	TSHIVHIDZO MASIAGWALA SECONDARY	3	16	15	93.8	10	18	16	88.9	66	58	28	48.3
	929311410	7324130	TSHIWANGAMATEMBELE SECONDARY	2	48	44	91.7	2	46	43	93.5	7	64	48	75.0
	928330947	7342132	TSWIME SECONDARY	2	11	8	72.7	0	29	21	72.4	44	45	25	55.6
	929311441	7324126	VELE SECONDARY	2	48	45	93.8	14	51	34	66.7	6	59	56	94.9
	928330862	7342178	VELELAMBEU SECONDARY SCHOOL	2	7	7	100.0	5	19	14	73.7	17	21	19	90.5
	930321561	7364165	VHAFAMADI SECONDARY	2	85	79	92.9	22	133	110	82.7	24	147	89	60.5
931341022	7331128	VHALUVHU SECONDARY	2	48	26	54.2	14	102	58	56.9	1	94	51	54.3	

District Name	EMIS No	Centre No	Centre Name	Quintile	2014			2015			2016				
					Wrote	Achieved	% Achieved	No Progressed	Wrote	Achieved	% Achieved	No Progressed	Wrote	Achieved	% Achieved
VHEMIBE	905321585	7364166	VHUDZANI SECONDARY	2	52	34	65.4	20	71	35	49.3	50	84	27	32.1
	928330930	7342133	VHULAUDZI SECONDARY	2	54	34	63.0	12	77	57	74.0	56	90	61	67.8
	930330428	7341135	VHUSENDEKA SECONDARY	2	23	15	65.2	7	35	15	42.9	1	23	6	26.1
	930310981	7321136	VHUTAVHATSINDI SECONDARY	2	46	34	73.9	17	75	44	58.7	33	131	39	29.8
	929311433	7324101	VISION INDEPENDENT COMBINED SCHOOL	99	8	5	62.5	1	18	11	61.1	1	12	10	83.3
	930361001	7315158	VUVUMUTSHENA SECONDARY SCHOOL	1	26	20	76.9	6	35	22	62.9	21	35	24	68.6
	931332523	7343156	WATERVAL HIGH	3	66	60	90.9	5	105	98	93.3	0	112	92	82.1
	930351456	7354134	WILLIAM THEMELI SECONDARY	2	37	28	75.7	14	72	47	65.3	30	87	35	40.2
	993304502	7345901	WILMARY CHRISTIAN LEARNING CENTRE	99	23	21	91.3	0	16	15	93.8	0	15	15	100.0
	905361620	7314148	XIMUNWANA	1	76	64	84.2	0	118	107	90.7	10	136	102	75.0
	912520351	7373124	YINGWANI-RIBUNGWANI HIGH	2	28	19	67.9	15	34	21	61.8	27	16	16	100.0
	930352075	7355165	ZWITHUZWAVHUDI SECONDARY	2	25	25	100.0	19	36	22	61.1	30	45	43	95.6
WATERBERG	921121945	7123101	ALFRED B MAKAPAN HIGH	2	72	52	72.2	0	128	93	72.7	0	72	45	62.5
	908110020	7143166	BAITSWE SECONDARY	2	29	17	58.6	36	72	13	18.1	19	49	16	32.7
	921142454	7111101	BAKENBERG HIGH	2	101	42	41.6	0	110	86	78.2	16	106	66	62.3
	921140045	7112102	BATHOKWA SECONDARY	1	29	23	79.3	0	49	20	40.8	18	38	28	73.7
	991104502	7135116	BATHOPELE SECONDARY	2	50	39	78.0	56	80	52	65.0	42	57	31	54.4
	921110075	7144103	BATLHALERWA HIGH	2	34	24	70.6	13	44	22	50.0	0	57	19	33.3
	910130048	7135101	BELA-BELA SECONDARY	3	135	70	51.9	48	203	65	32.0	2	75	54	72.0
	921120058	7121102	BEN HLONGWANE SECONDARY	2	55	33	60.0	0	54	23	42.6	30	20	12	60.0
	906110099	7141107	BOITHUTO INTERMEDIATE	1	9	3	33.3	0	15	3	20.0	10	15	4	26.7
	921141956	7111163	CHARLES MARAKALALA SECONDARY	2	20	12	60.0	0	26	20	76.9	2	28	14	50.0
	921120102	7121103	D G TSEBE HIGH	3	52	42	80.8	0	57	47	82.5	12	111	62	55.9
	921140090	7111104	DENNIS MATLHABA II SECONDARY	2	88	47	53.4	0	178	56	31.5	9	104	76	73.1
	921110129	7143163	DIAMMONA SECONDARY	2	28	15	53.6	37	47	9	19.1	0	18	9	50.0
	921110136	7144157	DIMPE SECONDARY	2	21	18	85.7	24	43	17	39.5	0	9	9	100.0
	921120164	7121105	E D L RAMPOLA SECONDARY	3	53	41	77.4	0	117	56	47.9	59	76	32	42.1
	921120157	7121104	EBENEZER SECONDARY	3	200	124	62.0	0	206	144	69.9	44	101	84	83.2
	921121969	7121150	FRED LEDWABA SECONDARY	3	89	52	58.4	0	72	36	50.0	43	52	30	57.7
	921141840	7111105	GEORGE LANGA SENIOR SECONDARY	2	40	34	85.0	0	55	49	89.1	12	47	40	85.1

District Name	EMIS No	Centre No	Centre Name	Quintile	2014			2015			2016				
					Wrote	Achieved	% Achieved	No Progressed	Wrote	Achieved	% Achieved	No Progressed	Wrote	Achieved	% Achieved
WATERBERG	921141932	7114106	GEORGE MASIBE SECONDARY	1	32	9	28.1	0	49	26	53.1	0	29	26	89.7
	921121952	7121107	GOBELA HIGH	2	10	10	100.0	0	19	18	94.7	1	11	11	100.0
	921120256	7121108	GOJELA HIGH	3	104	71	68.3	0	178	82	46.1	24	172	81	47.1
	909132044	7133116	GROENVLEI SECONDARY	1	25	19	76.0	2	23	9	39.1	8	31	19	61.3
	921120270	7125154	GWENANE SECONDARY	2	48	35	72.9	0	161	72	44.7	28	67	41	61.2
	906120300	7125902	HEBRON MODEL SCHOOL	99	58	56	96.6	0	44	43	97.7	0	60	54	90.0
	908110198	7142102	HOERSKOOL ELLISRAS	4	138	123	89.1	0	133	122	91.7	10	139	124	89.2
	909131997	7133103	HOERSKOOL FRIKKIE MEYER	5	193	192	99.5	12	168	165	98.2	8	144	144	100.0
	906120324	7124110	HOERSKOOL HANS STRIJDOM	5	82	77	93.9	0	73	72	98.6	0	80	71	88.8
	907130321	7132108	HOERSKOOL NYLSTROOM	5	120	117	97.5	8	124	118	95.2	1	114	110	96.5
	906120331	7125134	HOERSKOOL PIET POTGIETER	5	112	109	97.3	0	153	145	94.8	0	158	157	99.4
	910130338	7135112	HOERSKOOL WARMBAD	5	107	106	99.1	0	105	104	99.0	0	108	106	98.1
	991104401	7134102	ITIRELENG SECONDARY SCHOOL	2	12	8	66.7	0	23	8	34.8	4	32	14	43.8
	921142539	7111153	J M GWANGWA SENIOR SECONDARY	2	11	10	90.9	0	23	5	21.7	0	28	13	46.4
	921140199	7114107	JOHN MANGANYE SECONDARY	2	10	6	60.0	0	8	4	50.0	1	9	2	22.2
	906120409	7121111	JOHN PETRO SECONDARY	2	45	18	40.0	0	53	25	47.2	17	16	12	75.0
	921120430	7121112	KGABA SECONDARY	2	35	24	68.6	0	57	16	28.1	2	27	20	74.1
	921142102	7113167	KGABEDI SECONDARY	2	10	7	70.0	0	13	9	69.2	2	19	6	31.6
	921142126	7113108	KGAKGATHU SECONDARY	2	45	5	11.1	0	121	28	23.1	7	33	22	66.7
	921120478	7125113	KGATI YA MOSHATE PUBLIC SECONDARY	2	48	32	66.7	0	141	64	45.4	21	85	43	50.6
	921142447	7112154	KGAUBOTLHALE SENIOR SECONDARY	2	15	8	53.3	0	28	8	28.6	5	4	4	100.0
	921140274	7114109	KGOKARI SECONDARY	2	21	17	81.0	0	29	14	48.3	1	50	37	74.0
	921142409	7113110	KGOLODI HIGH	2	27	19	70.4	0	37	26	70.3	0	34	24	70.6
	921111474	7143171	KODUPO SECONDARY	2	12	7	58.3	1	28	19	67.9	10	15	14	93.3
	921142430	7111162	KOLOBE RAMASOBANA SECONDARY	2	27	22	81.5	0	29	23	79.3	0	32	28	87.5
	921250300	7113157	KUBUSHE SECONDARY	2	18	15	83.3	0	25	16	64.0	0	24	13	54.2
	906141727	7114111	LAMOLA SENIOR SECONDARY	1	24	12	50.0	0	27	17	63.0	0	23	10	43.5
	921120546	7122114	LANGALIBALELE SECONDARY	2	38	17	44.7	0	80	22	27.5	0	54	27	50.0
	921120577	7123146	LEKWA SECONDARY	2	16	14	87.5	0	35	13	37.1	9	39	15	38.5
	921142393	7114112	LEMETJA SECONDARY	1	9	9	100.0	0	20	18	90.0	2	26	25	96.2
	921141833	7111113	LEPHADIMISHA SENIOR SECONDARY	2	22	16	72.7	0	53	22	41.5	5	67	39	58.2
	907131973	7134117	LESEDING SECONDARY	2	42	28	66.7	4	19	11	57.9	29	38	34	89.5

District Name	EMIS No	Centre No	Centre Name	Quintile	2014			2015			2016				
					Wrote	Achieved	% Achieved	No Progressed	Wrote	Achieved	% Achieved	No Progressed	Wrote	Achieved	% Achieved
WATERBERG	906120621	7124150	LETAMONG COMBINED	1	26	14	53.8	12	29	4	13.8	5	45	5	11.1
	921111450	7143168	LETUPU SECONDARY	2	44	27	61.4	13	75	35	46.7	8	48	27	56.3
	921120959	7122147	M C LANGA SECONDARY	1	9	8	88.9	0	19	16	84.2	0	17	9	52.9
	991103205	7142111	MABALANE SELEKA TECHNICAL SCHOOL	5				0	32	18	56.3	7	43	33	76.7
	909132006	7133104	MABOGOPEDI HIGH	1	93	46	49.5	27	125	44	35.2	140	43	22	51.2
	921120690	7123117	MADIKWE SECONDARY	2	48	17	35.4	0	35	20	57.1	30	16	10	62.5
	921141994	7113114	MAFASA SECONDARY	2	23	21	91.3	0	22	20	90.9	0	23	22	95.7
	921110457	7144115	MAJADIBODU SECONDARY	2	63	36	57.1	26	88	47	53.4	0	96	35	36.5
	921120751	7122119	MAKGENENE HIGH	1	31	25	80.6	0	71	48	67.6	1	64	45	70.3
	906121877	7124118	MAKHUTJISHA SENIOR SECONDARY	2	99	91	91.9	51	152	107	70.4	117	140	105	75.0
	920212742	7141106	MALEBO SENIOR SECONDARY	2	31	31	100.0	0	72	59	81.9	1	52	46	88.5
	921140564	7111116	MALEMOCHA HIGH	2	23	17	73.9	0	35	27	77.1	6	18	13	72.2
	921120782	7122120	MALEYA SECONDARY SCHOOL	2	30	24	80.0	0	37	26	70.3	2	46	32	69.6
	921110501	7143117	MANANYE SECONDARY	2	42	28	66.7	46	96	39	40.6	0	51	33	64.7
	910130789	7135114	MAOPE SECONDARY	3	114	82	71.9	113	206	96	46.6	101	143	51	35.7
	921120836	7123122	MAPANOLLA SECONDARY	1	12	12	100.0	0	32	25	78.1	0	9	9	100.0
	921120881	7122123	MASERUNYANE HIGH	2	31	23	74.2	0	61	24	39.3	4	40	24	60.0
	921140632	7114118	MASHAMAITE SENIOR SECONDARY	1	16	11	68.8	0	45	21	46.7	0	47	21	44.7
	921421027	7114119	MASHOBELA SECONDARY	2	29	18	62.1	0	35	17	48.6	7	32	17	53.1
	921141918	7114120	MASHUBASHUBA SECONDARY	2	13	7	53.8	0	19	3	15.8	11	10	8	80.0
	921120898	7123124	MASODI SECONDARY	3	87	53	60.9	0	109	59	54.1	46	72	56	77.8
	921120911	7122140	MATANTA SECONDARY	2	30	27	90.0	0	56	35	62.5	2	35	26	74.3
	921142423	7112121	MATATANE SECONDARY	2	29	12	41.4	0	31	18	58.1	6	24	9	37.5
	921142416	7112122	MATHULAMISHA HIGH	2	49	44	89.8	0	71	21	29.6	5	63	36	57.1
	921110549	7143167	MATHULASERA SECONDARY	2	13	9	69.2	13	22	14	63.6	0	25	6	24.0
	921140731	7112123	MATOPA SENIOR SECONDARY	2	29	26	89.7	0	60	41	68.3	0	36	30	83.3
	921110570	7144124	MATSHWARA SECONDARY	2	48	32	66.7	0	141	71	50.4	0	141	65	46.1
	921110587	7143164	MATSIABABA SECONDARY	2	18	10	55.6	28	46	13	28.3	3	13	6	46.2
	921120935	7123125	MATSIBE HIGH	2	28	19	67.9	0	33	21	63.6	8	18	17	94.4
	921140748	7111125	MATSOGELLA SENIOR SECONDARY	2	29	21	72.4	0	47	34	72.3	1	48	30	62.5
	921140755	7111152	MAWELE SECONDARY	1	23	12	52.2	0	38	22	57.9	0	45	19	42.2
	921110594	7143126	MAZWE SECONDARY	2	22	12	54.5	20	50	7	14.0	17	42	22	52.4

District Name	EMIS No	Centre No	Centre Name	Quintile	2014			2015			2016				
					Wrote	Achieved	% Achieved	No Progressed	Wrote	Achieved	% Achieved	No Progressed	Wrote	Achieved	% Achieved
WATERBERG	907130833	7134107	MEETSETSHEHLA SECONDARY	2	63	51	81.0	19	103	82	79.6	2	88	58	65.9
	921121990	7123126	MMADIKANA SECONDARY	2	67	36	53.7	0	86	44	51.2	48	55	42	76.4
	921142515	7113127	MMAMOPI HIGH	1	34	28	82.4	0	22	11	50.0	0	41	26	63.4
	921120997	7122127	MMANTUTULE SECONDARY	2	76	58	76.3	0	120	76	63.3	0	146	86	58.9
	921121006	7122128	MMATEDU SECONDARY	1	37	31	83.8	0	61	30	49.2	14	43	35	81.4
	921111634	7144158	MMAY SECONDARY	2	29	17	58.6	21	41	9	22.0	0	23	19	82.6
	921121013	7123148	MMOLAWA SECONDARY	1	17	8	47.1	0	13	12	92.3	0	25	11	44.0
	907130994	7134113	MOHLAKAMOTALA HIGH	2	34	33	97.1	0	56	47	83.9	0	63	45	71.4
	921142041	7113165	MOKGALAKA MOLEMOLÉ SENIOR SECONDARY	2	9	6	66.7	0	9	7	77.8	0	14	7	50.0
	921110679	7144159	MOKONENKWENOKO SECONDARY	2	38	29	76.3	0	86	37	43.0	0	34	23	67.6
	991102201	7122903	MOKOTLI - NTLAKANA SECONDARY	99	74	31	41.9	0	92	48	52.2	0	73	39	53.4
	921142362	7112129	MOOKAMEDI SECONDARY	2	25	17	68.0	0	32	23	71.9	18	22	20	90.9
	921110709	7144160	MORAKOLO SECONDARY	2	45	40	88.9	8	60	43	71.7	0	72	39	54.2
	907131065	7134115	MOSHIA SECONDARY	1	11	8	72.7	10	28	23	82.1	6	16	10	62.5
	922250775	7113129	MOTJERE HIGH	2	60	50	83.3	0	87	48	55.2	17	87	52	59.8
	921110754	7143130	MOTLHAJWA SECONDARY	2	17	7	41.2	5	24	19	79.2	0	18	12	66.7
	921142379	7113131	MPADI SECONDARY	2	17	6	35.3	0	26	9	34.6	0	22	9	40.9
	921111573	7141132	MPEDI HIGH	2	21	18	85.7	0	50	23	46.0	0	46	21	45.7
	921110815	7141162	MPHARI SECONDARY	1	29	29	100.0	0	64	52	81.3	12	29	28	96.6
	921250782	7113155	MPHOKENG SECONDARY	2	26	10	38.5	0	59	28	47.5	2	30	22	73.3
	921121167	7122131	MPHUNYE SENIOR SECONDARY	2	48	42	87.5	0	79	60	75.9	10	64	53	82.8
	921121174	7123130	MPIRWABIRWA SEN SECONDARY	1	43	7	16.3	0	54	31	57.4	0	39	23	59.0
	921140908	7113134	NAKONKWETLOU SECONDARY	2	23	17	73.9	0	43	18	41.9	0	30	25	83.3
	909131164	7133101	NALETSANA PRIMARY	1	14	6	42.9	20	21	7	33.3	0	7	6	85.7
	921121204	7125132	NKAKABIDI SECONDARY	2	33	27	81.8	0	70	29	41.4	24	86	46	53.5
	921140953	7112135	NKGORU HIGH	2	25	18	72.0	0	47	26	55.3	6	44	19	43.2
	921250829	7113133	NKOBO SECONDARY	2	28	15	53.6	0	37	9	24.3	10	26	8	30.8
	921140984	7112136	NKUBE SECONDARY	2	33	17	51.5	0	28	20	71.4	31	19	17	89.5
	991102503	7125901	NORTH CREST ACADEMY	99	42	37	88.1	0	42	36	85.7	0	57	49	86.0
	910133033	7131118	NORTHAM COMPREHENSIVE SCHOOL	1	79	44	55.7	126	145	39	26.9	1	34	27	79.4
	921121198	7121133	NTATA SECONDARY	2	31	24	77.4	0	53	27	50.9	11	32	24	75.0
	921142010	7113137	NTHUBA HIGH	2	68	49	72.1	0	79	59	74.7	40	52	36	69.2
	921142058	7113138	PALEDI SECONDARY	2	22	11	50.0	0	36	18	50.0	1	24	20	83.3

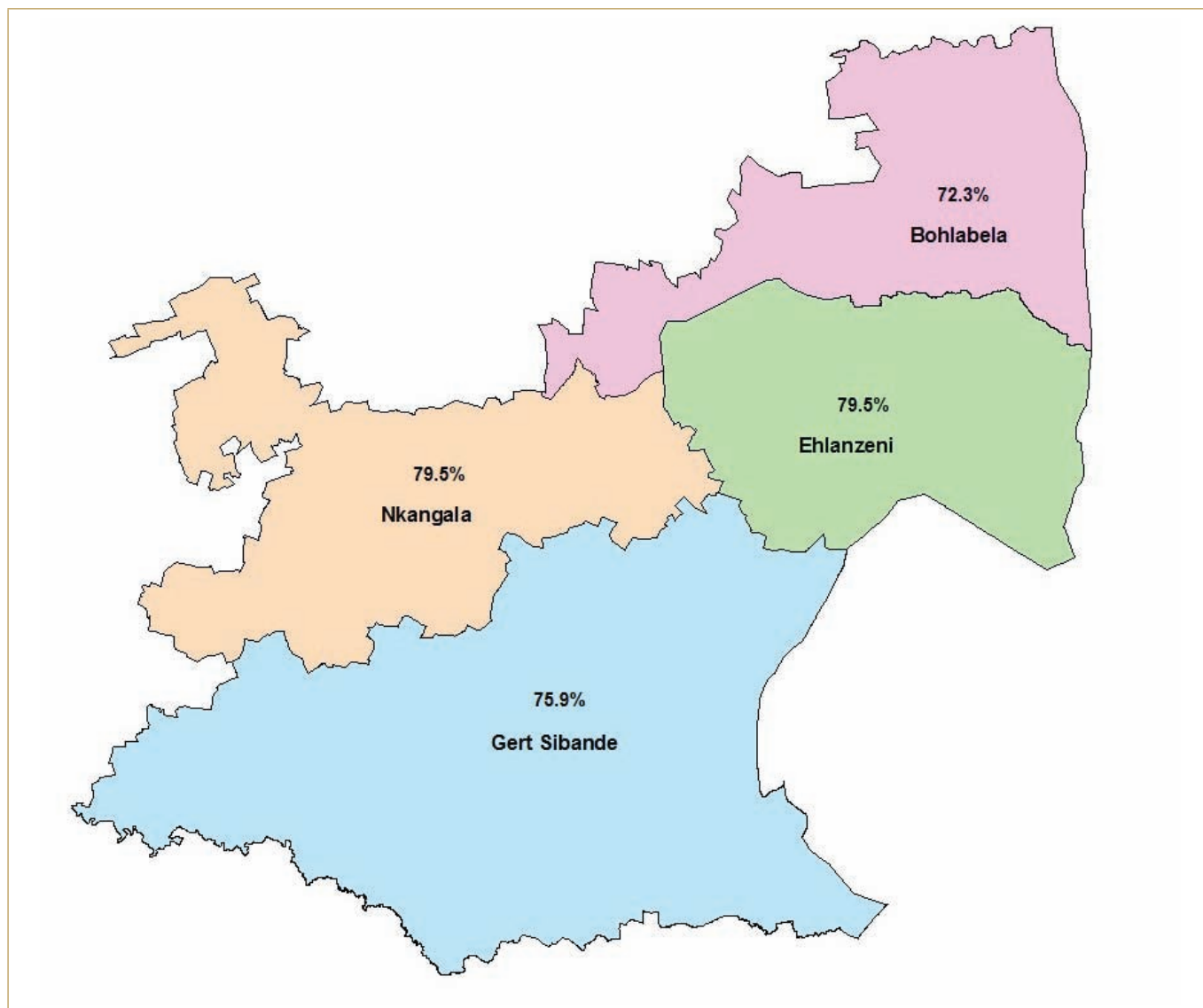


District Name	EMIS No	Centre No	Centre Name	Quintile	2014			2015			2016				
					Wrote	Achieved	% Achieved	No Progressed	Wrote	Achieved	% Achieved	No Progressed	Wrote	Achieved	% Achieved
WATERBERG	907131270	7132109	PHAGAMENG HIGH	3	176	127	72.2	79	199	113	56.8	57	182	95	52.2
	921141901	7114139	PHAHLAPHAHLA	2	18	14	77.8	0	22	10	45.5	14	19	13	68.4
	991102203	7122148	PHALADINGOE TECHNICAL HIGH SCHOOL	2	11	8	72.7	0	33	30	90.9	1	56	48	85.7
	908110860	7142110	PHEGELELO HIGH SCHOOL	1	42	28	66.7	0	73	31	42.5	31	15	10	66.7
	921142119	7113141	PIRWANA SECONDARY	2	18	13	72.2	0	27	22	81.5	11	34	29	85.3
	921142706	7113140	PT MATLALA SECONDARY	2	18	17	94.4	0	28	28	100.0	5	20	18	90.0
	908111535	7144170	RABODITSE SECONDARY	2	8	2	25.0	8	20	7	35.0	0	8	2	25.0
	921111436	7143172	RADINONG SECONDARY	2	40	17	42.5	52	61	19	31.1	37	37	28	75.7
	910131348	7135106	RAELENG SECONDARY SCHOOL	3	40	20	50.0	0	21	15	71.4	35	76	18	23.7
	921141079	7112142	RAKUDUBANE SECONDARY	1	27	25	92.6	0	37	7	18.9	7	53	6	11.3
	921142355	7113143	RALELEDU SENIOR SECONDARY	2	55	39	70.9	0	63	35	55.6	0	71	48	67.6
	921121327	7123135	RAMOGABUDI SECONDARY	2	56	44	78.6	0	59	59	100.0	0	75	71	94.7
	921141116	7112155	RAMOLLWANE SENIOR SECONDARY	2	20	16	80.0	0	46	29	63.0	0	33	21	63.6
	921111443	7143173	RASERITE SECONDARY	2	26	22	84.6	17	47	32	68.1	0	42	24	57.1
	906121822	7124149	ROEDTAN COMBINED	2	8	6	75.0	1	7	7	100.0	1	15	4	26.7
	921142195	7114164	SEGOBOKO SECONDARY	1	18	13	72.2	0	21	18	85.7	7	23	17	73.9
	921121389	7122136	SEKOBA SECONDARY	2	28	13	46.4	0	55	16	29.1	0	51	27	52.9
	921142773	7112144	SENWANE SECONDARY	1	16	10	62.5	0	37	7	18.9	8	15	9	60.0
	921111054	7144145	SEOKETSENG SECONDARY	2	20	20	100.0	9	40	31	77.5	0	9	9	100.0
	921111061	7141146	SEPHUTHI SENIOR SECONDARY	2	37	36	97.3	0	58	51	87.9	19	70	58	82.9
	921142522	7111165	SEREMA HIGH	2	77	31	40.3	0	78	39	50.0	0	44	23	52.3
	921121402	7122137	SERITARITA SECONDARY	2	53	47	88.7	0	126	88	69.8	0	81	63	77.8
	921141734	7112147	SESHOATLHA SENIOR SECONDARY	2	20	14	70.0	0	50	27	54.0	21	67	25	37.3
	921142188	7114148	SESHOKA SENIOR SECONDARY	1	20	10	50.0	0	25	23	92.0	7	15	11	73.3
	921111078	7144169	SETHULA SECONDARY	2	7	0	0.0	0	14	1	7.1	12	17	5	29.4
	910131560	7132111	SETTLERS AGRICULTURAL HIGH	5	92	90	97.8	2	106	96	90.6	5	87	81	93.1
	921142072	7113149	SEWELABATHO COMMERCIAL HIGH	2	23	2	8.7	0	17	7	41.2	3	18	4	22.2
	921141284	7111150	SIYAKHELENI SECONDARY	1	34	28	82.4	0	32	7	21.9	19	18	6	33.3
	991104200	7132115	SOLOMON MAHLANGU SECONDARY SCHOOL	3	60	30	50.0	57	88	33	37.5	7	97	37	38.1
	921121433	7121138	SOMAVUGHA SECONDARY	2	32	28	87.5	0	63	49	77.8	68	54	50	92.6



District Name	EMIS No	Centre No	Centre Name	Quintile	2014			2015			2016				
					Wrote	Achieved	% Achieved	No Progressed	Wrote	Achieved	% Achieved	No Progressed	Wrote	Achieved	% Achieved
WATERBERG	921121976	7125151	STERKRIVIER COMBINED SCHOOL	1	5	1	20.0	0	16	12	75.0	0	21	9	42.9
	921121464	7123139	TETEMA SECONDARY	3	29	15	51.7	0	27	19	70.4	0	27	20	74.1
	921111115	7144161	THABANG SECONDARY	2	9	9	100.0	4	14	8	57.1	14	7	4	57.1
	909131699	7131119	THEKGANANG HIGH	1								17	13	13	100.0
	906111559	7142112	TIELELO SECONDARY SCHOOL	1	32	27	84.4	0	69	61	88.4	9	111	78	70.3
	921121471	7122142	TJITJILA SECONDARY	2	32	21	65.6	0	63	40	63.5	0	87	36	41.4
	921141321	7114151	TLOU MATLALA SECONDARY	2	15	14	93.3	0	28	16	57.1	2	23	9	39.1
	922251984	7113166	TSHEBEDI JUNIOR SECONDARY	2	17	9	52.9	0	17	4	23.5	1	24	8	33.3
	906111788	7143174	TSHIRELETSO SECONDARY	2	30	18	60.0	12	52	19	36.5	14	30	21	70.0
	910131775	7132113	ULANDO COMBINED	1	24	5	20.8	22	48	17	35.4	3	24	9	37.5
	981104502	7135115	VINGERKRAAL SECONDARY SCHOOL	1	13	12	92.3	2	21	15	71.4	7	12	10	83.3
	906121549	7125143	WATERBERG HIGH	5	90	90	100.0	0	109	108	99.1	0	117	117	100.0
	906121556	7125144	WEENEN COMBINED	1	55	27	49.1	0	23	16	69.6	0	23	17	73.9

## Mpumalanga



District Name	EMIS No	Centre No	Centre Name	Quintile	2014			2015			2016				
					Wrote	Achieved	% Achieved	No Progressed	Wrote	Achieved	% Achieved	No Progressed	Wrote	Achieved	% Achieved
BOHLABELA DISTRICT	800034962	6415792	ACORNHOEK ACADEMY SCHOOL	99	102	87	85.3	0	145	113	77.9	1	116	94	81.0
	800035522	6415794	ACORN-OAKS COMPREHENSIVE HIGH SCHOOL	2								0	66	52	78.8
	800034879	6415508	ALFRED MATSHINE COMMERCIAL SCHOOL	1	95	70	73.7	0	128	81	63.3	21	172	93	54.1
	800034907	6415602	BABINATAU SENIOR SECONDARY SCHOOL	1	21	12	57.1	0	23	16	69.6	1	12	8	66.7
	800035049	6436510	BAKUTSWE HIGH SCHOOL	1	35	33	94.3	0	46	43	93.5	21	30	30	100.0
	800034880	6415509	BEN MATLOSHE HIGH SCHOOL	1	25	22	88.0	0	20	20	100.0	25	68	58	85.3
	800034881	6415506	BEN W MASHEGO SECONDARY SCHOOL	1	18	18	100.0	26	27	26	96.3	7	48	23	47.9
	800035148	6426302	BOMBANI SENIOR SECONDARY SCHOOL	1	84	45	53.6	0	82	70	85.4	23	92	65	70.7
	800035180	6436701	BONDZENI HIGH SCHOOL	1	31	26	83.9	0	41	33	80.5	23	74	55	74.3
	800035181	6436709	BUNNY KHOSA HIGH SCHOOL	1	125	111	88.8	0	124	93	75.0	24	159	73	45.9
	800035079	6426101	BUSHBUCKRIDGE SECONDARY SCHOOL	1	136	94	69.1	0	133	97	72.9	29	128	90	70.3
	800035091	6436603	CHAYAZA SECONDARY SCHOOL	1	99	82	82.8	0	172	116	67.4	5	193	132	68.4
	800035021	6415802	DAYIMANI HIGH SCHOOL	1	69	69	100.0	0	78	78	100.0	8	72	69	95.8
	800035121	6426204	DITAU SECONDARY SCHOOL	2	119	67	56.3	0	96	37	38.5	10	164	80	48.8
	800035082	6426104	DIWITI SECONDARY SCHOOL	1	19	10	52.6	6	24	5	20.8	25	21	13	61.9
	800035022	6415803	DLUMANA HIGH SCHOOL	1	50	37	74.0	0	51	29	56.9	2	50	50	100.0
	800035092	6436601	DUMISANI HIGH SCHOOL	1	163	125	76.7	0	138	117	84.8	80	204	105	51.5
	800035150	6426310	DUMPHIES COMBINED SCHOOL	1	49	26	53.1	0	57	44	77.2	14	49	45	91.8
	800035122	6426207	E S MALELE SECONDARY SCHOOL	1	19	7	36.8	0	22	10	45.5	4	22	10	45.5
	800035151	6426312	ERIC NXUMALO HIGH SCHOOL	1	120	95	79.2	0	160	104	65.0	4	184	97	52.7
	800035023	6415801	FRANK MAGHINYANA HIGH SCHOOL	1	163	118	72.4	1	155	139	89.7	0	115	82	71.3
	800034939	6426007	FREDDY SITHOLE HIGH SCHOOL	1	114	103	90.4	12	146	126	86.3	1	148	139	93.9
	800034966	6415704	GERMANS CHILOANE HIGH SCHOOL	1	114	43	37.7	79	147	50	34.0	0	87	47	54.0
	800035093	6436609	GEZINGQONDO SECONDARY SCHOOL	1	47	30	63.8	0	41	28	68.3	22	45	40	88.9
	800035154	6426309	GODIDE HIGH SCHOOL	1	39	27	69.2	14	64	39	60.9	24	54	51	94.4

District Name	EMIS No	Centre No	Centre Name	Quintile	2014			2015			2016				
					Wrote	Achieved	% Achieved	No Progressed	Wrote	Achieved	% Achieved	No Progressed	Wrote	Achieved	% Achieved
BOHLABELA DISTRICT	800035053	6436509	HALEMELA SECONDARY SCHOOL	1	13	12	92.3	0	13	13	100.0	8	16	13	81.3
	800035189	6436708	HLOMANI SECONDARY SCHOOL	1	86	78	90.7	5	121	97	80.2	26	155	112	72.3
	800028597	6436810	HLONG SECONDARY SCHOOL	2	80	26	32.5	0	51	42	82.4	22	52	45	86.5
	800034993	6436408	HOBO SECONDARY SCHOOL	1	30	13	43.3	0	36	21	58.3	13	29	22	75.9
	800035460	6415793	HOEDSPRUIT INDEPENDENT COLLEGE	99	49	41	83.7	0	52	43	82.7	2	48	38	79.2
	800005868	6436902	HOERSKOOL LYDENBURG	5	153	153	100.0	0	176	176	100.0	5	182	182	100.0
	800005975	6436808	HOERSKOOL SYBRAND VAN NIEKERK	5	109	108	99.1	0	112	112	100.0	4	118	117	99.2
	800034995	6436407	HOYOHoyo SENIOR SECONDARY SCHOOL	2	70	35	50.0	0	45	33	73.3	10	72	41	56.9
	800035191	6436707	IAN MACKENZI HIGH SCHOOL	1	48	43	89.6	0	61	38	62.3	0	75	41	54.7
	800034996	6436406	JAMES KHOSA SENIOR SECONDARY SCHOOL	2	53	42	79.2	0	44	34	77.3	0	81	39	48.1
	800034857	6415491	JUBILEE ENGLISH MEDIUM SCHOOL	99	22	12	54.5	3	10	5	50.0	0	11	3	27.3
	800028605	6436802	KADISHI SECONDARY SCHOOL	2	37	36	97.3	0	49	38	77.6	18	33	31	93.9
	800034885	6415502	KELEDI SENIOR SECONDARY SCHOOL	1	25	25	100.0	69	69	42	60.9	45	75	25	33.3
	800035316	6436792	KHAYIMANI INDEPENDENT COLLEGE	99	64	37	57.8	10	32	25	78.1	17	35	24	68.6
	800034941	6426009	KUFAKWEZWE SECONDARY SCHOOL	1	30	30	100.0	0	43	39	90.7	3	68	57	83.8
	800035057	6436508	L M MOKOENA HIGH SCHOOL	2	48	39	81.3	0	66	60	90.9	31	77	69	89.6
	800035058	6436507	LAMULELANI HIGH SCHOOL	2	58	25	43.1	0	22	19	86.4	18	45	31	68.9
	800034831	6425908	LANGA SECONDARY SCHOOL	1	68	37	54.4	14	83	77	92.8	5	105	91	86.7
	800035613	6426209	LEADERS OF DESTINY	99	85	55	64.7	10	78	60	76.9	0	76	53	69.7
	800035125	6426206	LEHLASEDI HIGH SCHOOL	1	157	145	92.4	6	257	205	79.8	11	239	140	58.6
	800034859	6415401	LEKETE HIGH SCHOOL	1	77	70	90.9	24	124	100	80.6	20	137	131	95.6
	800034860	6415402	LETHIPELE SENIOR SECONDARY SCHOOL	1	57	32	56.1	0	43	32	74.4	6	58	31	53.4
	800035127	6426202	LETSHELE SENIOR SECONDARY SCHOOL	1	146	106	72.6	8	143	115	80.4	22	168	92	54.8
	800028613	6436809	LM KGANANE SECONDARY SCHOOL	1	72	52	72.2	20	92	69	75.0	22	82	75	91.5
	800035195	6436706	LUKA HIGH SCHOOL	1	52	38	73.1	1	75	64	85.3	0	86	74	86.0
	800035098	6436608	M L NKUNA HIGH SCHOOL	2	133	121	91.0	0	183	147	80.3	24	155	103	66.5
	800034861	6415403	MAAKERE HIGH SCHOOL	1	84	31	36.9	53	100	23	23.0	32	46	16	34.8

District Name	EMIS No	Centre No	Centre Name	Quintile	2014			2015			2016				
					Wrote	Achieved	% Achieved	No Progressed	Wrote	Achieved	% Achieved	No Progressed	Wrote	Achieved	% Achieved
BOHLABELA DISTRICT	800035196	6436705	MABARHULE HIGH SCHOOL	1	51	51	100.0	4	150	126	84.0	19	119	98	82.4
	800034832	6425902	MACHAYE SENIOR SECONDARY SCHOOL	1	34	26	76.5	0	39	26	66.7	17	82	59	72.0
	800035197	6436704	MADIBA HIGH SCHOOL	1	46	33	71.7	0	89	63	70.8	0	81	68	84.0
	800034915	6415603	MADIZI SECONDARY SCHOOL	1	48	36	75.0	0	76	68	89.5	0	76	53	69.7
	800035198	6436703	MADLALA HIGH SCHOOL	1	106	87	82.1	1	153	124	81.0	24	136	87	64.0
	800035099	6436607	MADZUMA HIGH SCHOOL	1	62	55	88.7	0	71	46	64.8	6	60	27	45.0
	800035157	6426305	MAFEMANI NXUMALO SECONDARY SCHOOL	1	108	92	85.2	0	128	119	93.0	29	170	160	94.1
	800035083	6426103	MAGABOTSE SECONDARY SCHOOL	2	57	31	54.4	4	66	46	69.7	26	77	50	64.9
	800035158	6426308	MAGIGWANA SECONDARY SCHOOL	1	133	127	95.5	0	203	193	95.1	1	266	231	86.8
	800034971	6415706	MAGWAGWAZA SECONDARY SCHOOL	1	108	64	59.3	0	113	99	87.6	17	76	56	73.7
	800034972	6415701	MAHASHE SECONDARY SCHOOL	1	132	78	59.1	0	84	76	90.5	0	90	79	87.8
	800035027	6415809	MAHLALE HIGH SCHOOL	1	240	221	92.1	0	124	108	87.1	45	151	134	88.7
	800035160	6426307	MAHUVU SECONDARY SCHOOL	1	53	50	94.3	56	56	45	80.4	5	87	51	58.6
	800034892	6415501	MAKATA HIGH SCHOOL	1	28	14	50.0	0	35	31	88.6	0	57	27	47.4
	800035100	6436606	MAKHOSANA MANZINI HIGH SCHOOL	1	170	137	80.6	0	183	151	82.5	27	123	99	80.5
	800028621	6436805	MAKUKUKE SECONDARY SCHOOL	2	46	32	69.6	7	50	31	62.0	5	44	30	68.2
	800035161	6426306	MALAMULE HIGH SCHOOL	1	48	34	70.8	24	81	52	64.2	15	74	29	39.2
	800035063	6436506	MALAVUTELA SECONDARY SCHOOL	2	21	19	90.5	0	40	34	85.0	10	48	42	87.5
	800035101	6436605	MANDONDO HIGH SCHOOL	1	100	87	87.0	20	133	92	69.2	31	209	105	50.2
	800034834	6425901	MANUKUSE HIGH SCHOOL	1	98	68	69.4	0	129	90	69.8	3	113	79	69.9
	800035031	6415808	MANYANGANA HIGH SCHOOL	1	95	94	98.9	0	103	88	85.4	16	98	96	98.0
	800034976	6415702	MAPHUTHADITSHABA SECONDARY SCHOOL	1	53	38	71.7	0	40	39	97.5	8	90	73	81.1
	800035065	6426107	MARCIA MOKOENA SECONDARY SCHOOL	1	17	10	58.8	0	16	15	93.8	14	46	27	58.7
	800034865	6415404	MARIPE SENIOR SECONDARY SCHOOL	1	143	76	53.1	0	83	68	81.9	55	139	54	38.8
	800034943	6426006	MASANA SECONDARY SCHOOL	2	134	127	94.8	0	153	146	95.4	33	214	192	89.7
	800012898	6436903	MASHISHING SECONDARY SCHOOL	3	88	79	89.8	0	138	104	75.4	66	154	135	87.7

District Name	EMIS No	Centre No	Centre Name	Quintile	2014			2015			2016				
					Wrote	Achieved	% Achieved	No Progressed	Wrote	Achieved	% Achieved	No Progressed	Wrote	Achieved	% Achieved
BOHLABELA DISTRICT	800034944	6426108	MASILELA SECONDARY SCHOOL	1	52	46	88.5	0	104	19	18.3	20	100	46	46.0
	800034917	6415604	MASINGITANA SECONDARY SCHOOL	1	42	37	88.1	0	73	65	89.0	36	89	71	79.8
	800035005	6436405	MATHIBELA HIGH SCHOOL	2	37	31	83.8	0	53	40	75.5	4	72	38	52.8
	800035067	6436504	MATHIPE HIGH SCHOOL	2	39	19	48.7	0	38	32	84.2	17	72	35	48.6
	800034896	6415507	MATHUKWANE SECONDARY SCHOOL	1	40	40	100.0	31	32	8	25.0	9	31	6	19.4
	800034837	6425903	MAWEWE HIGH SCHOOL	1	61	35	57.4	0	78	66	84.6	0	76	66	86.8
	800035106	6436604	MBHANDULE SECONDARY SCHOOL	1	28	14	50.0	4	21	17	81.0	3	21	16	76.2
	800035006	6436404	MCHAKA HIGH SCHOOL	1	36	34	94.4	0	43	30	69.8	37	39	29	74.4
	800035034	6415807	MDLULI HIGH SCHOOL	1	157	150	95.5	2	147	136	92.5	2	185	171	92.4
	800013995	6436801	MEMEZILE SECONDARY SCHOOL	1	79	56	70.9	7	46	44	95.7	7	50	27	54.0
	800034919	6415609	MHLANGANA SECONDARY SCHOOL	1	39	33	84.6	0	61	59	96.7	0	96	90	93.8
	800035108	6436602	MKHUKHUMBA SECONDARY SCHOOL	1	27	19	70.4	23	40	37	92.5	12	57	44	77.2
	800034947	6426005	MKHWEYANTABA HIGH SCHOOL	1	50	44	88.0	0	75	58	77.3	32	139	71	51.1
	800035069	6426106	MMABATHO MOKOENA SECONDARY SCHOOL	1	17	9	52.9	4	32	27	84.4	4	24	21	87.5
	800035133	6426201	MMASEKOBE SECONDARY SCHOOL	1	19	12	63.2	0	33	11	33.3	15	29	20	69.0
	800035008	6436403	MOGOROSHI SECONDARY SCHOOL	2	47	29	61.7	0	100	49	49.0	6	74	49	66.2
	800034869	6415407	Moholoholo High School	1	39	21	53.8	6	34	27	79.4	10	46	36	78.3
	800035407	6426010	MONAREDIRA PRIVATE COLLEGE	99	101	80	79.2	0	126	101	80.2	0	171	133	77.8
	800034921	6415605	MOSES MNISI HIGH SCHOOL	1	137	130	94.9	0	121	119	98.3	0	158	158	100.0
	800034900	6415505	MOSETERATA SECONDARY SCHOOL	1	22	21	95.5	62	67	39	58.2	0	34	20	58.8
	800034901	6415504	MOSIPA SECONDARY SCHOOL	1	38	37	97.4	0	107	91	85.0	35	89	77	86.5
	800035037	6415806	MUGENA HIGH SCHOOL	1	218	208	95.4	18	242	165	68.2	0	246	208	84.6
	800034950	6426004	MZANGEDWA SECONDARY SCHOOL	1	66	47	71.2	0	70	37	52.9	10	51	35	68.6
	800034839	6425904	MZILA SECONDARY SCHOOL	1	37	36	97.3	0	59	56	94.9	3	38	36	94.7
	800035167	6426301	MZIMBA SECONDARY SCHOOL	1	60	27	45.0	0	51	47	92.2	10	92	84	91.3
	800034873	6415405	N P MATHABELA SECONDARY SCHOOL	1	45	29	64.4	13	42	32	76.2	26	56	23	41.1
	800034951	6426001	NDLAMAKHOSI SECONDARY SCHOOL	1	66	52	78.8	0	57	43	75.4	11	82	58	70.7



District Name	EMIS No	Centre No	Centre Name	Quintile	2014			2015			2016				
					Wrote	Achieved	% Achieved	No Progressed	Wrote	Achieved	% Achieved	No Progressed	Wrote	Achieved	% Achieved
BOHLABELA DISTRICT	800035163	6426303	NGHUNGHUNYANA SECONDARY SCHOOL	1	36	27	75.0	0	37	36	97.3	7	41	32	78.0
	800035086	6426102	NGWARITSANE SECONDARY SCHOOL	1	104	50	48.1	16	176	70	39.8	32	144	67	46.5
	800034981	6415703	NKOTOBONA HIGH SCHOOL	1	81	61	75.3	8	63	32	50.8	2	70	44	62.9
	800034842	6425905	NYAMANDE HIGH SCHOOL	1	29	27	93.1	0	34	30	88.2	20	51	42	82.4
	800035041	6415805	NYAMAZANE SCHOOL	1	90	74	82.2	0	118	75	63.6	2	105	88	83.8
	800035169	6426311	ORHOVELANI HIGH SCHOOL	2	307	238	77.5	0	403	306	75.9	39	349	162	46.4
	800032631	6436804	PANORAMA SECONDARY SCHOOL	4	16	14	87.5	0	22	16	72.7	1	11	10	90.9
	800034926	6415601	PHENDULANE SECONDARY SCHOOL	1	45	31	68.9	26	129	66	51.2	0	120	86	71.7
	800035209	6436702	PHULANI HIGH SCHOOL	1	23	23	100.0	0	58	30	51.7	0	78	45	57.7
	800028654	6436806	PILGRIMS REST CITY SECONDARY	2	15	15	100.0	8	20	18	90.0	11	30	24	80.0
	800034875	6415406	PULEDI SECONDARY SCHOOL	1	60	42	70.0	0	54	40	74.1	0	79	52	65.8
	800034954	6426003	QOKISO SENIOR SECONDARY SCHOOL	1	118	78	66.1	0	114	66	57.9	30	74	42	56.8
	800034903	6415503	RETI SECONDARY SCHOOL	1	30	20	66.7	0	41	24	58.5	21	127	58	45.7
	800035073	6436502	RINDZANI SENIOR SECONDARY SCHOOL	2	47	41	87.2	0	48	46	95.8	28	78	56	71.8
	800034929	6415606	SEHLAKABJE HIGH SCHOOL	1	43	24	55.8	0	35	28	80.0	5	37	26	70.3
	800035143	6426203	SEKHUKHUSA SENIOR SCHOOL	1	51	40	78.4	1	56	52	92.9	11	50	47	94.0
	800028639	6436807	SEKWAI SECONDARY SCHOOL	2	61	35	57.4	41	67	49	73.1	26	55	40	72.7
	800035144	6426205	SERISHA SECONDARY SCHOOL	2	27	14	51.9	0	18	18	100.0	1	27	23	85.2
	800035017	6436402	SHANKE SENIOR SECONDARY SCHOOL	2	83	75	90.4	0	88	80	90.9	90	145	97	66.9
	800034985	6415705	SHOBIYANA SENIOR SECONDARY SCHOOL	1	116	99	85.3	2	129	97	75.2	10	126	120	95.2
	800034957	6426011	SIBOYIYE COMBINED SCHOOL	1	16	15	93.8	0	34	22	64.7	2	34	29	85.3
	800035076	6436501	SKAPANDODA MASHABIYA SECONDARY SCHOOL	2	32	27	84.4	0	35	30	85.7	21	30	26	86.7
	800001164	6436901	SKHILA SECONDARY SCHOOL	2	68	62	91.2	0	45	45	100.0	41	54	52	96.3
	800035045	6415804	SOKISI HIGH SCHOOL	1	71	67	94.4	0	84	80	95.2	31	56	54	96.4
	800034959	6426008	SOSHANGANE HIGH SCHOOL	1	99	90	90.9	0	89	80	89.9	41	94	70	74.5
	800035508	6415510	ST GEORGE HIGH SCHOOL	99	18	17	94.4	0	21	17	81.0	0	15	15	100.0

District Name	EMIS No	Centre No	Centre Name	Quintile	2014			2015			2016				
					Wrote	Achieved	% Achieved	No Progressed	Wrote	Achieved	% Achieved	No Progressed	Wrote	Achieved	% Achieved
BOHLABELA DISTRICT	800035018	6436401	TAMAJANE SENIOR SECONDARY SCHOOL	2	52	19	36.5	1	56	42	75.0	9	27	24	88.9
	800034932	6415607	THEPANG CHILOANE SECONDARY SCHOOL	1	49	28	57.1	0	58	43	74.1	7	51	33	64.7
	800034933	6415608	TLADISHI HIGH SCHOOL	1	137	63	46.0	0	44	38	86.4	41	140	113	80.7
	800035635	6415810	TLHAVEKISA SECONDARY SCHOOL	1				0	53	48	90.6	14	106	91	85.8
	800035684	6426109	WEM BUSHBUCKRIDGE	99	39	31	79.5	0	43	32	74.4	6	32	31	96.9
	800035119	6436691	WEM MKHUHLU School	99	45	43	95.6	0	52	50	96.2	0	79	63	79.7
	800034988	6415791	WEM SCHOOL - ACCORNHOEK	99	13	12	92.3	0	26	26	100.0	0	40	38	95.0
	800034848	6425906	XANTHIA HIGH School	1	51	29	56.9	44	70	61	87.1	0	46	46	100.0
	800034849	6425907	XIMOYI KHOSA High School	1	101	99	98.0	0	133	129	97.0	8	59	57	96.6
EHLANZENI DISTRICT	800030452	6241992	Acek Academy	99	162	124	76.5	7	141	109	77.3	53	126	104	82.5
	800035502	6283190	ADVISORY PROGRESSIVE COLLEGE	99	57	36	63.2	0	42	37	88.1	1	69	62	89.9
	800034815	6242392	Angels Park Academy	99	50	41	82.0	0	56	38	67.9	5	68	37	54.4
	800000653	6282902	Barberton Combined School	4	35	29	82.9	2	48	45	93.8	7	51	44	86.3
	800035518	6262692	BEACON COLLEGE	99	61	50	82.0	0	81	75	92.6	7	81	68	84.0
	800001065	6242204	Bhekiswako Secondary School	1	114	81	71.1	0	123	90	73.2	70	136	103	75.7
	800001404	6283007	Bonginhlanhla Secondary School	2	156	56	35.9	10	129	63	48.8	19	129	49	38.0
	800001875	6262408	Camalaza Secondary School	1	96	85	88.5	7	98	87	88.8	85	111	87	78.4
	800030338	6283191	Cefups Academy	99	224	172	76.8	0	147	112	76.2	5	104	76	73.1
	800002063	6283002	Chief Charles Secondary School	1	43	23	53.5	21	74	27	36.5	47	79	41	51.9
	800034505	6282903	Chief Funwako Secondary School	2	128	80	62.5	0	99	69	69.7	36	116	69	59.5
	800002303	6283102	Cyril Clarke Secondary School	2	69	61	88.4	6	81	75	92.6	15	124	114	91.9
	800029322	6262809	DD Mabuza Comprehensive School	1	73	58	79.5	0	99	80	80.8	9	115	86	74.8
	800002758	6262802	Dlamadoda Secondary School	1	65	55	84.6	0	101	96	95.0	45	79	70	88.6
	800002824	6262405	Driekoppies Combined School	1	120	113	94.2	0	153	142	92.8	11	160	141	88.1
	800035511	6283197	EDGEVIEW ACADEMY	99	47	34	72.3	2	37	33	89.2	10	49	41	83.7
	800003178	6283305	Ej Singwane Secondary School	2	88	68	77.3	30	159	85	53.5	34	124	45	36.3
	800035463	6242294	ELEPHANT PRIVATE SCHOOL	99	62	42	67.7	5	68	38	55.9	3	55	34	61.8
	800003574	6282901	Emjindini Secondary School	3	126	92	73.0	39	211	147	69.7	60	149	121	81.2

District Name	EMIS No	Centre No	Centre Name	Quintile	2014			2015			2016				
					Wrote	Achieved	% Achieved	No Progressed	Wrote	Achieved	% Achieved	No Progressed	Wrote	Achieved	% Achieved
EHLANZENI DISTRICT	800002949	6241901	FUNDINJOB SECONDARY SCHOOL	2	161	141	87.6	24	147	132	89.8	81	138	110	79.7
	800004424	6262801	Gebhuza Secondary School	1	74	70	94.6	0	133	115	86.5	19	136	98	72.1
	800004432	6283301	Gedlembane Secondary School	2	91	72	79.1	18	68	59	86.8	99	66	60	90.9
	800004861	6241904	Guduza Secondary School	2	77	73	94.8	9	96	79	82.3	39	97	93	95.9
	800029173	6242210	Hazyview Comprehensive School	2	128	95	74.2	12	115	95	82.6	10	102	84	82.4
	800035501	6242295	HAZYVIEW PRIVATE COLLEGE	99	38	32	84.2	0	39	27	69.2	4	39	38	97.4
		6242297	HEROES ACADEMY	99								0	35	30	85.7
	800003921	6283303	Hillaria Mthethwa Secondary School	2	142	101	71.1	0	121	94	77.7	69	185	124	67.0
	800005314	6242302	Hlanganani Secondary School	2	84	55	65.5	0	67	64	95.5	47	50	46	92.0
	800005710	6282904	Hoerskool Barberton	5	118	113	95.8	0	124	121	97.6	1	130	125	96.2
	800005744	6283103	Hoerskool Bergvlam	5	194	193	99.5	0	186	186	100.0	0	189	188	99.5
	800005884	6283101	Hoerskool Nelspruit	5	230	230	100.0	0	251	251	100.0	0	229	229	100.0
	800005934	6242308	Hoerskool Rob Ferreira	5	156	149	95.5	6	133	132	99.2	1	131	130	99.2
	800032870	6262811	Idlangemabala Secondary School	1	75	55	73.3	0	170	102	60.0	65	181	137	75.7
	800006411	6262807	Inkomazi Secondary School	2	244	215	88.1	12	196	182	92.9	54	245	189	77.1
	800006478	6242205	Inkunzi Secondary School	2	78	64	82.1	0	150	132	88.0	9	185	130	70.3
	800006957	6242301	Jacob Mdluli Secondary School	2	54	39	72.2	6	66	52	78.8	18	59	49	83.1
	800007039	6247004	JERUSALEM SECONDARY SCHOOL	2	74	61	82.4	5	69	61	88.4	35	90	73	81.1
	800034157	6262409	Joseph Matsebula School	1	119	98	82.4	4	95	93	97.9	36	103	88	85.4
	800007336	6282905	Kamhola Secondary School	3	279	147	52.7	70	226	130	57.5	72	149	107	71.8
	800007575	6283004	Khaliphani Secondary School	4	100	83	83.0	0	163	129	79.1	33	114	98	86.0
	800007633	6247002	KHANYISANI SECONDARY	2	89	82	92.1	0	119	103	86.6	25	100	88	88.0
	800002774	6242206	Khetsalwati Secondary School	1	72	45	62.5	16	104	73	70.2	17	146	83	56.8
	800007781	6262701	Khula Secondary School	2	161	142	88.2	15	168	149	88.7	57	136	124	91.2
	800007872	6242303	Khumbula Secondary School	2	38	36	94.7	0	69	65	94.2	17	87	59	67.8
	800008607	6241908	Khutsalani Secondary School	3	143	142	99.3	0	216	212	98.1	12	144	127	88.2
	800009316	6262707	KOMATIPOORT AKADEMIE	5	30	29	96.7	0	40	38	95.0	0	30	28	93.3
	800029942	6242391	Laeveld Akademie	99	5	5	100.0	0	2	2	100.0	0	3	3	100.0
	800009795	6262702	Lambalati Secondary School	1	134	123	91.8	13	209	154	73.7	121	144	92	63.9

District Name	EMIS No	Centre No	Centre Name	Quintile	2014			2015			2016				
					Wrote	Achieved	% Achieved	No Progressed	Wrote	Achieved	% Achieved	No Progressed	Wrote	Achieved	% Achieved
EHLANZENI DISTRICT	800010124	6283001	Lekazi Secondary School	2	176	151	85.8	3	214	158	73.8	0	144	115	79.9
	800010413	6283304	Lihawu Secondary School	2	168	138	82.1	5	172	138	80.2	56	143	104	72.7
	800003038	6262502	Lomahasha Secondary School	1	58	57	98.3	0	78	73	93.6	22	94	70	74.5
	800030635	6283203	Louieville Combined School	1	29	24	82.8	5	49	38	77.6	24	40	21	52.5
	800010710	6262403	Lovunywa Secondary School	1	177	148	83.6	22	196	165	84.2	73	183	147	80.3
	800010736	6283105	Lowveld High School	5	231	218	94.4	10	228	214	93.9	0	204	201	98.5
	800010751	6262509	Lubombo Secondary School	1	80	65	81.3	0	97	76	78.4	15	90	71	78.9
	800010785	6262602	Lugebhuta Secondary School	2	181	156	86.2	0	191	173	90.6	10	263	203	77.2
	800010868	6247007	LUNGISANI SECONDARY	2	105	98	93.3	42	164	153	93.3	68	157	131	83.4
	800011676	6262605	Mahlatsi Secondary School	2	212	151	71.2	0	173	142	82.1	2	190	159	83.7
	800011734	6262805	Mahushe Secondary School	3	124	120	96.8	0	184	159	86.4	0	116	95	81.9
	800012179	6262708	Mambane Secondary School	1	158	143	90.5	21	304	233	76.6	28	204	154	75.5
	800005330	6283306	Mandlesive Secondary School	1	79	65	82.3	10	93	78	83.9	36	126	109	86.5
	800012443	6262404	Manzolwandle Secondary School	1	91	83	91.2	9	122	115	94.3	94	213	132	62.0
	800013011	6283201	Masitakhe Secondary School	3	151	128	84.8	8	143	133	93.0	51	202	130	64.4
	800004366	6283194	Mathews Phosa College	99	50	48	96.0	0	55	55	100.0	0	85	82	96.5
	800013565	6283006	Mayibuye Secondary School	3	154	93	60.4	4	104	94	90.4	167	106	74	69.8
	800013649	6262406	Mbambiso Secondary School	1	196	183	93.4	0	147	144	98.0	82	154	122	79.2
	800013722	6262505	Mbhudula Secondary School	1	61	28	45.9	0	74	51	68.9	47	99	55	55.6
	800013730	6262506	Mbhunu Secondary School	1	105	80	76.2	5	155	130	83.9	16	196	142	72.4
	800013755	6262710	MBOMBO COMBINED SCHOOL	2	45	37	82.2	3	68	53	77.9	4	83	64	77.1
	800013805	6241902	Mbuyane Secondary School	2	83	64	77.1	41	93	65	69.9	64	75	62	82.7
	800013847	6262512	MC Zitha Primary School	1	61	55	90.2	0	116	86	74.1	1	88	68	77.3
	800013920	6262507	Mdzabu Secondary School	1	72	55	76.4	0	76	59	77.6	26	58	48	82.8
	800026344	6262402	Mdzili Secondary School	1	58	57	98.3	0	69	69	100.0	14	60	57	95.0
	800013961	6262703	Mehlobovu Secondary School	2	101	98	97.0	0	169	164	97.0	70	166	147	88.6
	800035676	6283170	MERIDIAN KARINO	99								0	49	46	93.9
	800030593	6242390	METROPOLITAN COLLEGE	99	393	305	77.6	5	303	280	92.4	7	312	286	91.7

District Name	EMIS No	Centre No	Centre Name	Quintile	2014			2015			2016					
					Wrote	Achieved	% Achieved	No Progressed	Wrote	Achieved	% Achieved	No Progressed	Wrote	Achieved	% Achieved	
EHLANZENI DISTRICT	800014100	6262706	Mgubho Combined School	2	101	82	81.2	13	134	85	63.4	49	61	57	93.4	
	800034165	6241910	Mhlume Secondary School	2	85	65	76.5	32	109	85	78.0	59	100	86	86.0	
	800014365	6262709	Mjokwane Secondary School	2	198	194	98.0	31	289	253	87.5	20	231	221	95.7	
	800014761	6242307	Mtungwa Secondary School	2	52	45	86.5	18	64	56	87.5	24	76	72	94.7	
	800015768	6247008	MSHADZA SECONDARY SCHOOL	2	133	109	82.0	0	234	170	72.6	38	125	106	84.8	
	800015883	6283302	Mthombo Secondary School	2	34	30	88.2	20	68	61	89.7	7	127	110	86.6	
	800030361	6262604	Mtimandze Secondary School	2	101	96	95.0	0	172	155	90.1	25	124	114	91.9	
	800016287	6283009	Ncakini Secondary School	2	150	120	80.0	0	203	106	52.2	13	139	113	81.3	
	800016410	6262813	Ndindane Combined	1	22	22	100.0	0	50	47	94.0	16	40	38	95.0	
	800034633	6262608	Ndlela High School	2	117	77	65.8	0	133	121	91.0	9	236	137	58.1	
	800030064	6283195	Nelspruit Private College	99	70	66	94.3	3	105	90	85.7	11	79	69	87.3	
	800034635	6242309	Ngazi Ndhlovu Secondary School	2	64	46	71.9	7	57	52	91.2	60	116	80	69.0	
	800016790	6241903	Ngodini Secondary School	3	119	91	76.5	24	127	106	83.5	39	135	88	65.2	
	800035379	6262492	Nhanyane Secondary School	1	94	85	90.4	0	97	89	91.8	59	139	89	64.0	
	800030478	6262812	NJ Mahlangu Secondary School	2	35	32	91.4	1	66	62	93.9	8	60	53	88.3	
	800026393	6262607	Njejeza Secondary School	2	194	162	83.5	0	195	177	90.8	46	201	164	81.6	
	800030015	6242291	Noah's Ark Private College	99	70	47	67.1	0	43	39	90.7	2	21	20	95.2	
	800017350	6262504	Ntiyi Secondary School	1	66	45	68.2	46	81	41	50.6	19	37	33	89.2	
	800018200	6242305	Phatfwa Secondary School	2	78	66	84.6	0	91	65	71.4	42	116	73	62.9	
	800018424	6262501	Phumula Secondary School	1	55	31	56.4	3	52	38	73.1	5	35	30	85.7	
		6283198	PORTIA SHABANGU	1									30	34	19	55.9
	800018721	6262711	PROFESSOR SS REPINGA COMBINED SCHOOL	1	22	20	90.9	6	40	30	75.0	0	50	34	68.0	
	800035312	6242292	ROYAL HIGH SCHOOL	99	40	26	65.0	0	97	58	59.8	1	57	42	73.7	
	800031070	6283307	Sabane Secondary School	1	91	76	83.5	7	97	78	80.4	41	100	65	65.0	
	800019729	6247006	SAKHILE SECONDARY SCHOOL	2	48	41	85.4	0	69	63	91.3	20	118	86	72.9	
	800019802	6262508	Samora Machel Secondary School	1	159	99	62.3	29	196	119	60.7	61	133	96	72.2	
	800020495	6262803	SHAYAZA COMBINED SCHOOL	1	70	70	100.0	0	119	112	94.1	25	108	96	88.9	
	800020511	6262804	Shinyukane Secondary School	1	62	62	100.0	0	104	100	96.2	7	103	101	98.1	

District Name	EMIS No	Centre No	Centre Name	Quintile	2014			2015			2016				
					Wrote	Achieved	% Achieved	No Progressed	Wrote	Achieved	% Achieved	No Progressed	Wrote	Achieved	% Achieved
EHLANZENI DISTRICT	800020578	6262493	SHONGWE BOARDING SCHOOL	1								0	33	21	63.6
	800020651	6241905	Sibhulo Secondary School	2	109	90	82.6	1	143	90	62.9	78	105	86	81.9
	800020768	6242201	Sibukosetfu Secondary School	2	112	91	81.3	7	140	128	91.4	68	133	105	78.9
	800020784	6283202	Sibusisiwe Secondary School	3	100	86	86.0	0	133	132	99.2	4	211	198	93.8
	800034207	6283308	SICELOSETHU SECONDARY SCHOOL	1	89	81	91.0	1	85	82	96.5	13	72	65	90.3
	800020834	6262606	Sidlamafa Secondary School	2	128	110	85.9	0	85	82	96.5	61	171	128	74.9
	800020875	6283010	Sidungeni Secondary School	1	97	95	97.9	0	119	75	63.0	20	77	31	40.3
	800020958	6262808	Sigweje Secondary School	1	70	55	78.6	0	120	105	87.5	9	128	98	76.6
	800021071	6262806	Sikhwahlane Secondary School	1	114	114	100.0	0	131	127	96.9	2	156	150	96.2
	800021105	6241906	Siligane Secondary School	2	50	46	92.0	0	129	73	56.6	26	69	46	66.7
	800021204	6262705	Sincobile Secondary School	1	115	112	97.4	19	166	145	87.3	13	151	137	90.7
	800034140	6242203	Siphumelele Secondary School	2	35	31	88.6	9	39	34	87.2	16	52	46	88.5
	800021352	6283205	Sitfokotile Secondary School	3	105	78	74.3	0	92	69	75.0	20	184	132	71.7
	800021410	6283008	Sitintile Secondary School	3	132	129	97.7	13	232	205	88.4	56	190	166	87.4
	800022160	6262510	Sophungane Combined School	1	118	117	99.2	0	123	120	97.6	0	105	102	97.1
	800022186	6262407	Soshangane Secondary School	1	136	118	86.8	24	137	130	94.9	14	134	122	91.0
	800031096	6283192	ST MARK'S SCHOOL	99	40	14	35.0	2	35	30	85.7	5	50	35	70.0
	800029314	6262503	Steenbok Secondary School	1	89	77	86.5	15	134	94	70.1	16	40	33	82.5
	800022509	6262603	Suikerland Secondary School	4	132	132	100.0	0	174	170	97.7	18	168	157	93.5
	800023036	6242393	THE KING'S SCHOOL	99								0	16	16	100.0
	800035644	6241995	THE OASIS COLLEGE	99	36	35	97.2	1	87	82	94.3	0	92	90	97.8
	800023119	6283003	Thembeke Secondary School	2	151	81	53.6	14	181	132	72.9	82	96	86	89.6
	800023507	6283204	Tikhontele Secondary School	4	158	123	77.8	0	221	146	66.1	184	226	129	57.1
	800023515	6262810	Tikhuni Secondary School	1	64	60	93.8	0	124	111	89.5	10	92	85	92.4
	800023564	6262601	Tinhlonhla Secondary School	3	147	135	91.8	0	166	150	90.4	21	120	113	94.2
	800035464	6242293	TWIN COLLEGE	99	46	39	84.8	10	85	58	68.2	2	79	45	57.0
	800035656	6282907	UMLALATI LEARNING CENTRE	99	6	5	83.3	0	7	6	85.7	0	6	6	100.0



District Name	EMIS No	Centre No	Centre Name	Quintile	2014			2015			2016				
					Wrote	Achieved	% Achieved	No Progressed	Wrote	Achieved	% Achieved	No Progressed	Wrote	Achieved	% Achieved
EHLANZENI DISTRICT	800024521	6283104	Valencia Combined School	4	71	57	80.3	15	80	75	93.8	15	74	70	94.6
	800025007	6241907	Vulindlela Secondary School	3	108	81	75.0	14	97	74	76.3	26	96	74	77.1
	800045610	6282906	VUSELELA LEARNING CENTRE	99	11	9	81.8	0	18	12	66.7	0	17	13	76.5
	800035605	6283189	WATERSHED SECONDARY SCHOOL	99	22	16	72.7	1	25	19	76.0	9	31	28	90.3
	800025312	6241991	WEM KABOKWENI	99	83	59	71.1	5	106	70	66.0	7	90	62	68.9
	800025684	6283005	ZB Kunene Secondary School	3	113	84	74.3	3	136	81	59.6	45	127	70	55.1
	800025866	6262511	Zenzele Secondary School	1	93	78	83.9	0	115	104	90.4	8	127	96	75.6
	800035313	6241909	Zikodze Secondary school	2	42	36	85.7	7	46	45	97.8	16	57	57	100.0
GERT SIBANDE DISTRICT	800000091	6191404	Alpheus D Nkosi Secondary School	2	143	85	59.4	64	171	114	66.7	41	111	101	91.0
	800030445	6121005	Amadlelo Aluhlaza Secondary School	1	221	132	59.7	6	297	194	65.3	52	206	122	59.2
	800000398	6191805	Azalea Combined School	3	19	17	89.5	0	31	26	83.9	9	23	22	95.7
	800000620	6110403	Bantfwabethu Secondary School	1	114	71	62.3	14	126	69	54.8	99	79	58	73.4
	800028746	6120904	Bee Maseko Secondary School	1	36	35	97.2	14	60	48	80.0	54	89	65	73.0
	800001883	6120906	Camden Combined School	1	50	40	80.0	33	52	34	65.4	34	82	25	30.5
	800001909	6121007	Cana Combined School	1	57	54	94.7	0	45	41	91.1	42	40	35	87.5
	800004481	6110204	CAROLINA AKADEMIESE SKOOL	4	48	40	83.3	0	40	35	87.5	0	32	31	96.9
	800001941	6110203	Carolina Combined School	4	47	42	89.4	4	77	54	70.1	16	31	25	80.6
	800001990	6120807	Cebisa Secondary School	2	65	52	80.0	13	87	60	69.0	24	87	40	46.0
	800009951	6191605	Chief Ampie Mayisa Secondary School	2	69	49	71.0	46	189	146	77.2	45	149	110	73.8
	800034586	6110308	Chief C J Nkosi Secondary School	1	31	19	61.3	0	37	31	83.8	7	29	25	86.2
	800002071	6110405	Chief Jerry Nkosi Secondary School	1	131	99	75.6	21	189	139	73.5	19	144	129	89.6
	800002097	6110302	Chief S W Nhlapho Secondary School	1	116	94	81.0	46	122	100	82.0	45	105	81	77.1
	800002105	6110502	Chief T D Nkosi Secondary School	1	137	74	54.0	26	110	81	73.6	45	71	62	87.3
	800002766	6110106	Dlomodlomo Secondary School	1	118	108	91.5	2	204	176	86.3	41	187	142	75.9
	800003251	6110401	Ekulindeni Secondary School	1	110	79	71.8	37	89	64	71.9	29	105	68	64.8
	800003384	6120907	Elangwane Secondary School	1	135	74	54.8	32	189	98	51.9	44	98	66	67.3
800026724	6110103	Engabezweni Secondary School	2	53	50	94.3	0	84	78	92.9	7	79	74	93.7	

District Name	EMIS No	Centre No	Centre Name	Quintile	2014			2015			2016				
					Wrote	Achieved	% Achieved	No Progressed	Wrote	Achieved	% Achieved	No Progressed	Wrote	Achieved	% Achieved
GERT SIBANDE DISTRICT	800003764	6110510	Enkhanini Secondary School	1	59	33	55.9	16	51	42	82.4	25	59	53	89.8
	800003897	6120804	ERMELO COMBINED SCHOOL	5	24	20	83.3	4	23	18	78.3	5	28	26	92.9
	800003954	6120601	Esibusisweni Combined School	1	28	10	35.7	20	61	45	73.8	20	30	22	73.3
	800035528	6121210	EZAKHENI COMBINED SCHOOL	1	50	38	76.0	0	60	48	80.0	0	76	51	67.1
	800004465	6191301	Gekombineerde Skool Balfour	4	53	51	96.2	5	46	40	87.0	3	52	49	94.2
	800005819	6191809	GEORGE HOFMEYER HIGH SCHOOL	99	7	7	100.0	0	6	6	100.0	0	6	6	100.0
	800004614	6120606	Glen Eland Combined School	1	40	35	87.5	10	43	35	81.4	0	46	36	78.3
	800029017	6191591	Highveld Muslim Combined School	99								0	5	5	100.0
	800005116	6191505	Highveld Park High School	5	119	101	84.9	27	107	89	83.2	0	91	88	96.7
	800005132	6110408	Highveld Secondary School	1	164	157	95.7	0	129	122	94.6	33	127	100	78.7
	800005173	6110104	Hlabangemehlo Secondary School	1	78	68	87.2	52	135	101	74.8	49	57	53	93.0
	800000190	6121105	HLELIMFUNDO SECONDARY SCHOOL	1	113	45	39.8	37	124	56	45.2	167	167	37	22.2
	800005785	6120803	Hoerskool Ermelo	5	125	124	99.2	1	131	130	99.2	6	117	117	100.0
	800005793	6191501	Hoerskool Evander	5	130	115	88.5	2	119	106	89.1	6	168	146	86.9
	800005835	6191401	Hoerskool Hoogenhout	5	131	129	98.5	0	129	129	100.0	0	138	135	97.8
	800005892	6191604	Hoerskool Oosterland	5	133	112	84.2	6	95	87	91.6	2	110	99	90.0
	800005918	6121008	Hoerskool Piet Retief	5	117	116	99.1	7	137	135	98.5	0	124	123	99.2
	800005942	6191602	Hoerskool Secunda	5	172	168	97.7	2	194	190	97.9	5	164	163	99.4
	800005959	6191807	Hoerskool Standerton	4	153	151	98.7	1	134	133	99.3	0	135	134	99.3
	800005991	6121104	Hoerskool Volksrust	4	99	95	96.0	0	106	106	100.0	0	110	109	99.1
	800026625	6110409	Holeka Secondary School	1	55	41	74.5	4	66	41	62.1	18	58	49	84.5
	800005587	6191702	Holmdene Secondary School	1	36	9	25.0	15	63	27	42.9	21	51	36	70.6
	800012401	6191402	Ikhethelo Secondary School	2	154	128	83.1	16	255	198	77.6	45	261	210	80.5
	800005603	6191305	IM Manchu Secondary School	2	51	48	94.1	1	108	62	57.4	12	101	60	59.4
	800030502	6121209	Injabulo School	1	41	25	61.0	3	90	54	60.0	28	76	62	81.6
	800035606	6121009	INQUBEKO SECONDARY SCHOOL	1	113	69	61.1	41	152	112	73.7	115	151	122	80.8
	800006510	6110101	Insika Secondary School	1	89	79	88.8	11	138	103	74.6	5	130	87	66.9
	800006718	6191302	Isifisoethu Secondary School	2	51	32	62.7	67	170	49	28.8	44	63	31	49.2
	800006809	6120802	Ithafa Secondary School	2	120	67	55.8	142	194	80	41.2	38	92	66	71.7

District Name	EMIS No	Centre No	Centre Name	Quintile	2014			2015			2016				
					Wrote	Achieved	% Achieved	No Progressed	Wrote	Achieved	% Achieved	No Progressed	Wrote	Achieved	% Achieved
GERT SIBANDE DISTRICT	800006999	6191803	Jandrell Secondary School	1	76	65	85.5	26	83	67	80.7	33	115	89	77.4
	800007476	6121003	Kemp Siding Combined School	1	34	20	58.8	17	55	37	67.3	14	60	26	43.3
	800007773	6191806	Khula Sakhile Secondary School	2	30	29	96.7	5	32	32	100.0	34	67	66	98.5
	800010207	6191802	Khunjuliwe Secondary School	3	63	56	88.9	0	116	114	98.3	34	142	139	97.9
	800006262	6110102	Khuzulwande Secondary School	1	39	30	76.9	6	41	35	85.4	8	37	30	81.1
	800007997	6191503	Kiriyatswane Secondary School	2	168	129	76.8	72	278	183	65.8	91	259	108	41.7
	800013433	6191507	KT Twala Secondary School	2	159	130	81.8	38	213	171	80.3	21	140	104	74.3
	800008581	6191504	Kusasaletu Secondary School	2	111	53	47.7	143	176	111	63.1	38	107	94	87.9
	800002378	6120901	KWADELA SECONDARY SCHOOL	1	67	43	64.2	25	62	44	71.0	38	56	40	71.4
	800008813	6121001	Kwashuku Secondary School	1	69	62	89.9	6	82	65	79.3	26	58	52	89.7
	800009779	6120706	Lake Chrissie Secondary School	2	44	29	65.9	9	62	42	67.7	14	47	27	57.4
	800004937	6120806	LIGBRON ACADEMY OF TECHNOLOGY	5	163	161	98.8	20	170	169	99.4	0	162	162	100.0
	800010397	6110303	Ligugu Secondary School	1	61	56	91.8	18	84	72	85.7	43	77	58	75.3
	800010447	6110504	Lilanga Secondary School	1	94	61	64.9	20	130	74	56.9	9	99	78	78.8
	800010496	6120805	Lindile Secondary School	2	160	104	65.0	96	218	116	53.2	63	145	111	76.6
	800010579	6110407	Litjembube Secondary School	1	128	99	77.3	48	179	127	70.9	84	138	112	81.2
	800010884	6110301	Lusushwana Secondary School	1	47	40	85.1	0	59	50	84.7	26	61	45	73.8
	800011544	6110305	Magotshwa Secondary School	1	64	42	65.6	0	47	42	89.4	35	66	54	81.8
	800012609	6110107	Maqhawuzela Combined School	1	56	47	83.9	7	59	48	81.4	7	41	37	90.2
	800013037	6120705	Masizakhe Secondary School	2	171	153	89.5	21	144	132	91.7	47	136	119	87.5
	800013557	6110506	Mayflower Secondary School	1	157	128	81.5	0	199	154	77.4	56	170	137	80.6
	800013631	6110304	Mbalenhle Secondary School	1	75	66	88.0	1	109	93	85.3	29	75	68	90.7
	800014027	6110507	Methula Secondary School	1	135	103	76.3	0	177	156	88.1	78	266	208	78.2
	800014464	6110105	Mkolishi Secondary School	1	106	79	74.5	29	120	82	68.3	40	69	65	94.2
	800014522	6120604	Mlilo Comprehensive School	1	32	29	90.6	6	51	45	88.2	22	36	34	94.4
	800004507	6120902	Morgenzon Landbou Akademie	5	26	22	84.6	0	28	26	92.9	0	30	29	96.7

District Name	EMIS No	Centre No	Centre Name	Quintile	2014			2015			2016					
					Wrote	Achieved	% Achieved	No Progressed	Wrote	Achieved	% Achieved	No Progressed	Wrote	Achieved	% Achieved	
GERT SIBANDE DISTRICT	800035651	6110109	MOUNTAIN VALLEY COLLEGE	99				0	35	20	57.1	4	20	12	60.0	
	800026708	6110503	MP Magagula Secondary School	1	97	70	72.2	9	109	74	67.9	55	89	70	78.7	
	800015701	6110508	Mpuluzi Secondary School	1	180	169	93.9	21	194	173	89.2	46	148	138	93.2	
	800015792	6120603	Msinyane Secondary School	1	41	35	85.4	28	130	62	47.7	27	94	47	50.0	
	800016154	6191403	Mzinoni Secondary School	2	115	49	42.6	85	159	92	57.9	58	97	69	71.1	
	800016238	6121206	Nalithuba Secondary School	1	114	72	63.2	11	98	79	80.6	1	145	111	76.6	
	800016469	6121002	Ndlela Secondary School	1	496	313	63.1	77	632	382	60.4	93	467	299	64.0	
	800035526	6120808	NETHERLAND PARK SECONDARY SCHOOL	4									3	75	70	93.3
	800016709	6120602	Nganana Secondary School	1	141	130	92.2	90	202	170	84.2	139	282	131	46.5	
	800016758	6110402	Ngilandi Secondary School	1	68	45	66.2	26	76	57	75.0	23	63	42	66.7	
	800030221	6120905	Nqobangolwazi Secondary School	1	50	37	74.0	47	76	34	44.7	22	63	38	60.3	
	800017327	6191306	Nthoroane Secondary School	2	38	33	86.8	18	62	52	83.9	20	35	25	71.4	
	800012617	6191506	Osizweni Secondary School	4	138	93	67.4	8	145	82	56.6	12	158	78	49.4	
	800017996	6121101	Perdekop Agricultural School	1	10	7	70.0	0	17	16	94.1	0	13	9	69.2	
	800018523	6121004	Piet Retief Combined School	1	40	28	70.0	2	38	33	86.8	5	54	40	74.1	
	800018846	6121203	Qedela Secondary School	1	118	91	77.1	53	221	117	52.9	16	144	113	78.5	
	800018929	6121102	Qhubulwazi Combined School	2	98	52	53.1	42	172	90	52.3	14	129	71	55.0	
	800018952	6191701	Qondulwazi Secondary School	1	22	6	27.3	2	27	14	51.9	0	37	25	67.6	
	800028779	6120801	Reggie Masuku Secondary School	2	70	61	87.1	21	96	87	90.6	8	100	94	94.0	
	800019380	6110505	Rev Sa Nkosi Secondary School	1	88	66	75.0	0	110	77	70.0	36	128	104	81.3	
	800020263	6121202	Seme Secondary School	1	92	65	70.7	84	170	86	50.6	39	139	97	69.8	
	800020396	6191303	Setsheng Secondary School	2	25	20	80.0	25	65	36	55.4	38	26	23	88.5	
	800021162	6110501	Simtfolile Secondary School	1	155	149	96.1	0	151	145	96.0	20	160	154	96.3	
	800021238	6121204	Sinthemba Secondary School	1	37	37	100.0	1	51	49	96.1	0	40	37	92.5	
	800034585	6121205	SIPHOKUHLE SECONDARY SCHOOL	1	16	16	100.0	2	44	43	97.7	10	33	33	100.0	
	800021345	6110404	Sisukumile Secondary School	1	77	69	89.6	37	106	81	76.4	18	108	76	70.4	

District Name	EMIS No	Centre No	Centre Name	Quintile	2014			2015			2016				
					Wrote	Achieved	% Achieved	No Progressed	Wrote	Achieved	% Achieved	No Progressed	Wrote	Achieved	% Achieved
GERT SIBANDE DISTRICT	800021451	6110306	Siyabonga Secondary School	1	80	74	92.5	0	103	98	95.1	37	106	95	89.6
	800021808	6191601	Sizwakele Secondary School	2	97	65	67.0	10	143	119	83.2	15	184	151	82.1
	800022418	6191801	Stanwest Combined School	4	37	36	97.3	4	48	47	97.9	31	72	66	91.7
	800035513	6110410	T C College	99	23	9	39.1	2	13	10	76.9	1	16	12	75.0
	800022681	6110406	Takheni Secondary School	2	182	146	80.2	2	164	147	89.6	25	152	98	64.5
	800023028	6120702	The Gem Combined School	1	34	31	91.2	6	47	41	87.2	39	57	47	82.5
	800023176	6191502	Thistle Grove Combined School	4	94	78	83.0	1	113	77	68.1	0	76	64	84.2
	800023192	6191808	Thobelani Secondary School	2	115	92	80.0	23	120	92	76.7	56	99	85	85.9
	800023275	6191606	Thomas Nhlabathi Secondary School	2	143	112	78.3	41	189	103	54.5	63	158	118	74.7
	800023457	6191804	Thuto-Thebe Secondary School	2	59	52	88.1	2	59	55	93.2	0	61	59	96.7
	800023911	6191304	Tshepeha Combined School	2	18	8	44.4	12	40	24	60.0	34	22	7	31.8
	800024075	6120704	Ubuhle Bolwazi Secondary School	1	43	37	86.0	67	117	56	47.9	46	90	60	66.7
	800035612	6121010	UBUHLEBUZILE SECONDARY SCHOOL	1								33	72	58	80.6
	800024265	6120903	Umfudlana Combined School	1	25	7	28.0	6	25	13	52.0	2	31	12	38.7
	800024455	6120701	Umzimvelo Secondary School	1	41	41	100.0	13	52	41	78.8	3	37	35	94.6
	800029926	6121208	Uthaka Secondary School	1	48	44	91.7	5	111	77	69.4	69	71	54	76.1
	800024844	6121201	Vukubone Secondary School	1	35	30	85.7	77	143	26	18.2	76	89	24	27.0
	800024869	6191603	Vukuqhakaze Secondary School	2	72	45	62.5	26	136	94	69.1	12	109	85	78.0
	800024893	6121103	Vukuzenzele Combined School	2	42	28	66.7	49	99	40	40.4	47	42	23	54.8
	800025213	6120703	Warburton Combined School	2	56	40	71.4	36	71	34	47.9	42	71	53	74.6
	800025239	6110307	Waverley Secondary School	1	15	11	73.3	4	12	10	83.3	3	11	11	100.0
	800025858	6121006	Zendelingspost Combined School	1	76	29	38.2	1	62	35	56.5	37	75	34	45.3
	800025932	6191703	Zikhetheleni Secondary School	3	41	37	90.2	7	55	52	94.5	5	41	30	73.2
800025965	6110201	Zinikeleni Secondary School	2	123	112	91.1	15	204	181	88.7	113	146	122	83.6	

District Name	EMIS No	Centre No	Centre Name	Quintile	2014			2015			2016				
					Wrote	Achieved	% Achieved	No Progressed	Wrote	Achieved	% Achieved	No Progressed	Wrote	Achieved	% Achieved
NKANGALA DISTRICT	800000075	6305303	Allendale Secondary School	4	61	59	96.7	1	84	79	94.0	14	77	74	96.1
	800000463	6374203	Babutheni Secondary School	1	42	33	78.6	11	54	48	88.9	26	61	42	68.9
	800000596	6304906	Bankfontein Combined School	1	11	11	100.0	5	20	17	85.0	28	51	40	78.4
	800000828	6304707	Beestepan Agricultural School	2	29	25	86.2	0	35	34	97.1	0	51	46	90.2
	800004473	6305003	Belfast Akademie	4	48	48	100.0	2	42	42	100.0	0	42	40	95.2
	800001107	6374205	Bingweni Secondary School	3	72	45	62.5	10	65	59	90.8	6	62	47	75.8
	800001396	6333404	Bonginhlanhla Secondary School	3	51	34	66.7	0	113	72	63.7	54	79	46	58.2
	800001412	6305106	Bonginsimbi Comprehensive School	2	57	47	82.5	0	54	49	90.7	12	56	55	98.2
	800001446	6354004	Bongumusa Secondary School	2	98	84	85.7	16	135	116	85.9	42	154	121	78.6
	800001636	6304606	Botleng Secondary School	1	159	86	54.1	0	112	75	67.0	45	102	65	63.7
	800001719	6354103	Buhlebesizwe Secondary School	1	47	35	74.5	0	50	38	76.0	22	56	50	89.3
	800002154	6353702	Cibiliza Secondary School	3	84	52	61.9	2	84	32	38.1	31	63	38	60.3
	800034639	6305194	CORONATION SECONDARY SCHOOL	2				0	51	40	78.4	23	95	70	73.7
	800034583	6305209	D M Motsaosele Secondary School	2	107	63	58.9	0	67	49	73.1	10	91	82	90.1
	800002642	6374206	Digwale Secondary School	3	73	47	64.4	44	68	40	58.8	41	59	41	69.5
	800002873	6333401	Duduzile Secondary School	1	39	29	74.4	8	46	23	50.0	12	34	31	91.2
	800002907	6353701	Dumeleni Secondary School	3	60	38	63.3	20	72	46	63.9	24	56	49	87.5
	800003061	6304803	Eastdene Combined School	5	83	60	72.3	10	144	112	77.8	27	144	115	79.9
	800003111	6305191	Ed-U-College Combined School	99	42	37	88.1	0	66	63	95.5	1	56	51	91.1
	800003335	6304706	Ekwazini Secondary School	1	79	37	46.8	34	54	42	77.8	8	107	39	36.4
	800003426	6305101	Elukhanyisweni Secondary School	2	187	131	70.1	0	185	134	72.4	0	180	147	81.7
	800003616	6305203	Empucukweni Secondary School	2	105	73	69.5	0	101	91	90.1	21	121	108	89.3
	800003830	6353601	Entokozweni Secondary School	3	51	40	78.4	0	87	80	92.0	18	116	111	95.7
	800004119	6354003	Extension K Secondary School	2	74	40	54.1	0	103	54	52.4	4	114	58	50.9
	800004499	6304804	Gekombineerde Skool Hendrina	4	30	29	96.7	0	49	48	98.0	0	47	47	100.0
	800017590	6305206	Gekombineerde Skool Ogies	4	6	3	50.0	0	22	18	81.8	1	26	23	88.5



District Name	EMIS No	Centre No	Centre Name	Quintile	2014			2015			2016				
					Wrote	Achieved	% Achieved	No Progressed	Wrote	Achieved	% Achieved	No Progressed	Wrote	Achieved	% Achieved
NIKANGALA DISTRICT	800004648	6374305	Gobolibi Secondary School	1	60	32	53.3	0	60	45	75.0	3	49	42	85.7
	800034582	6333413	GRACE CHRISTIAN PRIVATE SCHOOL	99	21	18	85.7	0	28	27	96.4	1	26	22	84.6
	800004770	6305302	Greendale School	4	64	61	95.3	13	58	53	91.4	19	87	84	96.6
	800035645	6304709	HILLSIDE PRIVATE SCHOOL	99				3	14	4	28.6	2	29	15	51.7
	800005223	6374202	Hlalakahle Secondary School	3	134	114	85.1	7	217	188	86.6	60	186	151	81.2
	800005306	6333502	Hlanganani Secondary School	1	58	50	86.2	0	66	62	93.9	16	94	82	87.2
	800005421	6353605	Hlomani Secondary School	3	44	40	90.9	0	68	66	97.1	16	62	60	96.8
	800005454	6353806	Hlonipha Secondary School	2	91	69	75.8	79	259	160	61.8	124	168	145	86.3
	800005504	6353707	Hluzingqondo Secondary School	3	81	62	76.5	10	118	83	70.3	66	95	75	78.9
	800005769	6304605	Hoerskool Delmas	4	119	110	92.4	0	113	112	99.1	1	111	110	99.1
	800005801	6305107	Hoerskool Generaal Hertzog	5	181	171	94.5	0	211	198	93.8	0	169	169	100.0
	800005843	6304902	Hoerskool Kanonkop	4	71	70	98.6	0	86	85	98.8	2	81	81	100.0
	800005850	6305306	Hoerskool Kriel	4	134	119	88.8	15	134	113	84.3	4	141	132	93.6
	800005876	6304702	Hoerskool Middelburg	4	182	174	95.6	1	193	192	99.5	0	226	225	99.6
	800005900	6305204	Hoerskool Patriot	5	123	121	98.4	0	129	129	100.0	1	156	154	98.7
	800005926	6305309	HOERSKOOL REYNOPARK	4	95	81	85.3	1	83	76	91.6	17	108	77	71.3
	800004945	6304704	HTS Middelburg	4	230	226	98.3	14	231	227	98.3	0	200	197	98.5
	800004952	6305103	HTS Witbank	5	180	179	99.4	0	166	166	100.0	0	188	187	99.5
	800006130	6305307	Ilanga Secondary School	1	52	42	80.8	22	62	33	53.2	26	35	29	82.9
	800006189	6305006	Imemeza Secondary School	3	56	36	64.3	15	52	40	76.9	3	59	42	71.2
	800006577	6333510	Intuthuko Secondary School	2	26	20	76.9	0	46	45	97.8	21	53	48	90.6
	800007583	6374306	Khamane Secondary School	2	162	107	66.0	0	186	151	81.2	1	181	113	62.4
	800007658	6305007	Khayalami Secondary School	3	43	43	100.0	15	127	119	93.7	5	123	122	99.2
	800029652	6353904	King Makhosonke Ii Secondary School	2	96	75	78.1	24	96	84	87.5	85	101	86	85.1
	800009308	6305008	Klipspruit Combined School	1	16	16	100.0	0	27	26	96.3	2	42	34	81.0
	800008458	6305102	Kopangang Secondary School	2	76	69	90.8	0	106	101	95.3	25	155	127	81.9
	800008698	6374207	Kwamanala Secondary School	3	113	97	85.8	21	139	125	89.9	100	193	135	69.9
	800008730	6353902	Kwamhlanga Secondary School	3	129	128	99.2	0	226	197	87.2	43	163	143	87.7
800008771	6333409	Kwandebele Science Combined School	2	127	114	89.8	0	140	132	94.3	35	146	125	85.6	

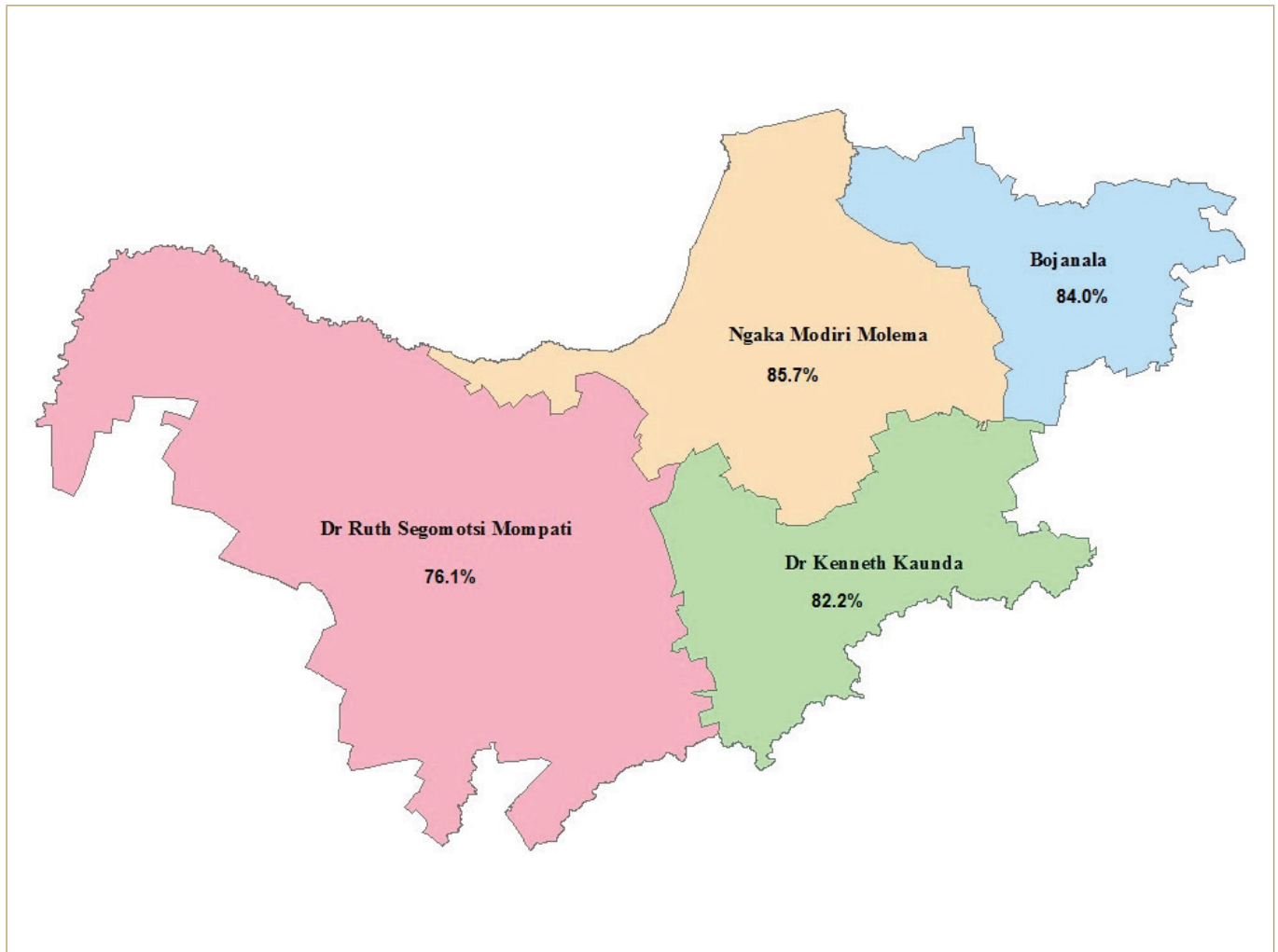
District Name	EMIS No	Centre No	Centre Name	Quintile	2014			2015			2016				
					Wrote	Achieved	% Achieved	No Progressed	Wrote	Achieved	% Achieved	No Progressed	Wrote	Achieved	% Achieved
NKANGALA DISTRICT	800008839	6304805	Kwazamokuhle Secondary School	3	190	160	84.2	11	268	211	78.7	12	251	202	80.5
	800029330	6304708	LD Moetanalo Secondary School	3	69	66	95.7	8	111	100	90.1	0	131	88	67.2
	800010041	6374302	Lehlabile Secondary School	1	64	49	76.6	1	58	36	62.1	49	79	36	45.6
	800010058	6305301	Lehlaka Combined School	3	24	14	58.3	0	21	18	85.7	8	27	22	81.5
	800030569	6305207	Leonard Ntshuntshe Secondary School	2	53	48	90.6	11	79	77	97.5	78	126	125	99.2
	800005025	6353802	Lethabong Secondary School	2	64	60	93.8	0	121	113	93.4	37	78	69	88.5
	800010553	6374505	Litho Secondary School	1	33	25	75.8	0	46	45	97.8	15	46	36	78.3
	800011049	6305205	Mabande Comprehensive High School	2	94	82	87.2	9	165	109	66.1	79	143	92	64.3
	800028902	6374402	Mabothe Secondary School	2	171	155	90.6	0	215	184	85.6	11	221	189	85.5
	800011197	6333503	Mabusabesala Secondary School	2	42	38	90.5	0	51	42	82.4	25	68	48	70.6
	800011338	6333504	Madlayedwa Secondary School	1	14	6	42.9	0	29	19	65.5	14	31	24	77.4
	800011353	6333402	Madoda Secondary School	2	48	32	66.7	1	62	39	62.9	49	86	36	41.9
	800029397	6304601	Mafa Max Motloug Secondary School	2	102	97	95.1	0	115	111	96.5	5	111	105	94.6
	800011445	6353703	Mafu Secondary School	3	61	46	75.4	8	121	101	83.5	63	102	86	84.3
	800011825	6305304	Makause Combined School	2	25	20	80.0	0	51	22	43.1	2	38	28	73.7
	800011890	6333406	Makhosana Secondary School	2	82	51	62.2	5	84	58	69.0	73	98	66	67.3
	800012039	6374301	Malatse Secondary School	1	67	28	41.8	7	61	52	85.2	8	49	44	89.8
	800012062	6374204	Malebo Secondary School	2	52	30	57.7	0	101	39	38.6	16	100	39	39.0
	800012229	6354001	Mandlethu Senior Secondary School	2	64	37	57.8	26	124	67	54.0	14	54	40	74.1
	800012302	6374403	Manoka Secondary School	2	51	41	80.4	0	52	40	76.9	11	64	56	87.5
	800026591	6353607	Marhagi Secondary School	2	136	106	77.9	7	156	150	96.2	99	176	148	84.1
	800013573	6333508	Mayisha Secondary School	2	45	33	73.3	0	97	90	92.8	33	91	77	84.6
	800013623	6354106	Mbalenhle Secondary School	1	79	60	75.9	0	116	92	79.3	15	93	69	74.2
	800013789	6374201	Mbulawa Secondary School	2	61	56	91.8	17	95	59	62.1	23	84	59	70.2
	800013979	6305208	Mehlwana Secondary School	2	60	33	55.0	5	91	35	38.5	52	72	68	94.4
	800014118	6353603	Mgudlwa Secondary School	1	76	70	92.1	12	87	83	95.4	37	119	89	74.8

District Name	EMIS No	Centre No	Centre Name	Quintile	2014			2015			2016				
					Wrote	Achieved	% Achieved	No Progressed	Wrote	Achieved	% Achieved	No Progressed	Wrote	Achieved	% Achieved
NKANGALA DISTRICT	800014274	6304806	Middelburg Combined School	4	64	54	84.4	9	64	58	90.6	3	90	77	85.6
	800015842	6304891	Middelburg Muslim School	99	23	23	100.0	0	16	16	100.0	0	21	21	100.0
	800014399	6353606	Mkhephuli Secondary School	1	34	14	41.2	0	48	34	70.8	24	28	17	60.7
	800014449	6304904	Mkhulu Combined School	1	49	42	85.7	0	58	47	81.0	20	68	50	73.5
	800026567	6353807	Mkhutshwa Secondary School	2	10	7	70.0	0	16	9	56.3	18	11	10	90.9
	800014654	6374404	Mmametlhake Secondary School	1	113	88	77.9	4	125	110	88.0	8	133	92	69.2
	800014712	6333407	Mmashadi Secondary School	2	46	39	84.8	3	53	50	94.3	27	84	68	81.0
	800014860	6374304	Moepi Secondary School	2	67	35	52.2	0	41	35	85.4	10	63	50	79.4
	800014886	6333505	Mogobosheng Secondary School	1	9	9	100.0	0	13	13	100.0	10	10	8	80.0
	800014969	6333506	Mokebe Secondary School	1	44	41	93.2	0	61	56	91.8	6	53	48	90.6
	800015222	6305005	Morelig Combined School	2	37	35	94.6	6	92	66	71.7	9	62	44	71.0
	800015545	6353602	Mphalali Secondary School	3	84	54	64.3	0	95	77	81.1	12	80	67	83.8
	800015552	6304705	Mphanama Secondary School	3	142	142	100.0	12	144	135	93.8	11	149	127	85.2
	800035499	6353611	MPHUMELOMUHLE SECONDARY SCHOOL	1	24	15	62.5	0	16	16	100.0	8	29	28	96.6
	800015735	6353705	Mpumelelo Secondary School	3	47	42	89.4	4	110	96	87.3	32	78	48	61.5
	800016022	6353804	Musa Secondary School	2	112	90	80.4	13	234	190	81.2	29	224	146	65.2
	800016147	6354101	Mzimhlophe Secondary School	2	40	13	32.5	0	32	24	75.0	32	56	39	69.6
	800016253	6353706	Nansindlela Secondary School	2	74	71	95.9	5	103	80	77.7	44	107	95	88.8
	800016535	6353903	Ndzundza Mabhoko Secondary School	2	152	120	78.9	0	137	134	97.8	120	263	186	70.7
	800018135	6354102	Phambili Secondary School	2	58	49	84.5	10	58	53	91.4	36	60	56	93.3
	800018192	6304604	Phaphamani Secondary School	1	115	72	62.6	0	106	93	87.7	44	81	76	93.8
	800018283	6305201	Phillip Ndimande Secondary School	2	142	103	72.5	17	83	73	88.0	99	116	105	90.5
	800034589	6247009	PHOLA SECONDARY	1	63	41	65.1	4	74	57	77.0	26	70	61	87.1
	800007385	6304801	PHUMELELA SECONDARY SCHOOL	3	54	41	75.9	25	81	75	92.6	4	77	74	96.1
	800018457	6354002	Phumzile Secondary School	2	104	100	96.2	12	152	144	94.7	7	126	116	92.1
	800018564	6305105	Pine Ridge Combined School	2	67	57	85.1	0	77	71	92.2	14	119	92	77.3

District Name	EMIS No	Centre No	Centre Name	Quintile	2014			2015			2016				
					Wrote	Achieved	% Achieved	No Progressed	Wrote	Achieved	% Achieved	No Progressed	Wrote	Achieved	% Achieved
NKANGALA DISTRICT	800018770	6374503	Pungutsha Secondary School	1	65	44	67.7	8	88	65	73.9	8	76	57	75.0
	800019117	6374501	Ramoshidi Secondary School	2	102	79	77.5	0	94	66	70.2	70	138	77	55.8
	800019174	6374401	Ratlhahana Secondary School	2	81	51	63.0	0	48	40	83.3	46	68	49	72.1
	800020016	6374504	Seabe Secondary School	2	63	34	54.0	0	61	42	68.9	19	67	60	89.6
	800020248	6353808	SELE SENIOR SECONDARY SCHOOL	2	24	23	95.8	4	28	25	89.3	0	17	17	100.0
	800020339	6353905	Senzangakhona Secondary School	2	129	100	77.5	27	209	144	68.9	110	144	105	72.9
	800020362	6374307	Seruane Secondary School	1	38	35	92.1	7	68	66	97.1	29	67	54	80.6
	800020693	6305305	Sibongamandla Secondary School	1	111	97	87.4	5	123	114	92.7	8	127	105	82.7
	800020859	6333507	Sidlasoke Secondary School	1	37	14	37.8	0	44	29	65.9	15	33	25	75.8
	800021006	6353608	Sihlengiwe Secondary School	1	34	30	88.2	0	39	36	92.3	9	34	33	97.1
	800021048	6305001	Sikhulile Secondary School	3	45	34	75.6	3	79	68	86.1	10	81	60	74.1
	800021097	6353803	Silamba Secondary School	2	140	99	70.7	43	204	127	62.3	156	193	132	68.4
	800021386	6374303	Sithenjisiwe Secondary School	1	45	34	75.6	0	58	30	51.7	0	53	47	88.7
	800021436	6333511	Sivumelene Secondary School	3	26	22	84.6	0	36	33	91.7	23	56	47	83.9
	800021584	6333405	Siyathokoza Secondary School	1	33	8	24.2	0	40	31	77.5	22	36	27	75.0
	800001891	6305002	Siyifunile Secondary School	3	43	41	95.3	5	49	48	98.0	19	53	51	96.2
	800021899	6333410	Sobantu Secondary School	2	108	85	78.7	4	156	128	82.1	43	145	87	60.0
	800021923	6304701	Sofunda Secondary School	3	185	115	62.2	10	170	130	76.5	64	205	100	48.8
	800022053	6333411	Somkhahlekwa Secondary School	3	58	44	75.9	8	71	57	80.3	39	72	60	83.3
	800022087	6354005	Somsuswa Secondary School	2	89	59	66.3	33	141	99	70.2	39	175	100	57.1
	800022210	6333403	Sovetjheza Secondary School	1	69	47	68.1	12	64	55	85.9	50	91	58	63.7
	800022228	6304703	Sozama Secondary School	3	161	128	79.5	32	218	152	69.7	47	123	91	74.0
	800022434	6304901	Steelcrest High School	4	115	112	97.4	0	146	146	100.0	0	135	134	99.3
	800005512	6304602	Sundra Secondary School	1	76	52	68.4	1	108	90	83.3	7	102	66	64.7
	800022616	6304603	Swartklip Combined School	1	60	54	90.0	9	76	57	75.0	44	62	45	72.6
	800023267	6333501	Tholulwazi Secondary School	3	95	74	77.9	2	175	151	86.3	68	102	88	86.3

District Name	EMIS No	Centre No	Centre Name	Quintile	2014			2015			2016				
					Wrote	Achieved	% Achieved	No Progressed	Wrote	Achieved	% Achieved	No Progressed	Wrote	Achieved	% Achieved
NKANGALA DISTRICT	800023325	6374502	Thufane Secondary School	1	72	54	75.0	3	67	57	85.1	27	62	46	74.2
	800029561	6305004	Tonteldoos Secondary School	1	19	10	52.6	0	33	27	81.8	8	34	26	76.5
	800023283	6305308	TP SILILO SECONDARY SCHOOL	3	103	71	68.9	1	86	74	86.0	21	91	83	91.2
	800023960	6304905	Tshwenyane Combined School	1	65	62	95.4	0	75	62	82.7	69	84	74	88.1
	800023986	6304802	Tsiki Naledi Secondary School	3	22	19	86.4	9	33	14	42.4	13	43	31	72.1
	800024083	6333412	Ubuhlebethu Secondary School	3	32	28	87.5	7	81	62	76.5	54	146	101	69.2
	800024604	6333408	Vezilwazi Secondary School	3	37	27	73.0	8	37	28	75.7	82	68	57	83.8
	800024885	6354006	Vukuzame Secondary School	2	77	51	66.2	35	109	66	60.6	21	115	69	60.0
	800024919	6354104	Vukuzenzele Secondary School	2	78	70	89.7	0	78	71	91.0	32	101	94	93.1
	800025064	6354107	Vumabesala Secondary School	1	82	55	67.1	0	69	60	87.0	4	94	66	70.2
	800025478	6305104	Witbank High School	5	111	77	69.4	0	74	67	90.5	34	111	93	83.8
	800025726	6305202	Zacheus Malaza Secondary School	2	120	92	76.7	0	166	143	86.1	201	123	113	91.9
	800031088	6353901	Zakheni High School	3	74	57	77.0	0	85	65	76.5	96	66	56	84.8
	800025916	6354105	Zidobhele Secondary School	2	96	67	69.8	0	144	90	62.5	16	94	73	77.7
	800029629	6353801	Ziphakamiseni Secondary School	2	70	62	88.6	3	91	79	86.8	14	109	81	74.3

## North West





District Name	EMIS No	Centre No	Centre Name	Quintile	2014			2015				2016			
					Wrote	Achieved	% Achieved	No Progressed	Wrote	Achieved	% Achieved	No Progressed	Wrote	Achieved	% Achieved
BOJANALA PLATINIUM DISTRICT	600100010	9111003	ACADAMY FOR CHRISTIAN EDUCATION	99	30	30	100.0	0	20	20	100.0	1	30	27	90.0
	600100022	9121005	ALFRED MAUBANE SCHOOL	3	135	80	59.3	59	104	77	74.0	27	104	74	71.2
	600100045	9121008	BADUMEDI SECONDARY SCHOOL	1								9	61	56	91.8
	600100046	9121009	BAFEDILE SECONDARY SCHOOL	3								0	48	33	68.8
	600100048	9152002	BAFOKENG HIGH SCHOOL	4	183	154	84.2	0	209	156	74.6	24	142	113	79.6
	600100065	9112004	BAKWENA HIGH SCHOOL	2	73	42	57.5	2	87	69	79.3	61	103	83	80.6
	600100091	9142009	BATLENG HIGH SCHOOL	1	24	24	100.0	15	72	62	86.1	14	42	41	97.6
	600100504	9152013	BERGSIG HIGH SCHOOL	5	172	168	97.7	1	191	190	99.5	1	197	192	97.5
	600100137	9152014	BOIKAGONG SECONDARY SCHOOL	3	126	90	71.4	30	157	140	89.2	2	193	136	70.5
	600105062	9152224	BOITEKONG SEC SCHOOL	3	181	154	85.1	2	203	182	89.7	30	245	204	83.3
	600100210	9111017	BOTLHABELO HIGH SCHOOL	3	85	75	88.2	11	140	130	92.9	11	136	119	87.5
	600100505	9111020	BRITS HIGH SCHOOL	4	161	158	98.1	0	164	163	99.4	1	133	132	99.2
	600103619	9111022	CENTRAL SECONDARY	4	55	52	94.5	1	53	47	88.7	6	72	64	88.9
	600100236	9152016	CHARORA HIGH SCHOOL	1	109	101	92.7	12	163	147	90.2	26	120	109	90.8
	600105359	9108038	DIPHETOGO SECONDARY SCHOOL	3								31	60	54	90.0
	600105253	9111264	EAGLE CHRISTIAN COLLEGE	99	36	30	83.3	10	46	39	84.8	3	51	46	90.2
	600100353	9101034	ELESA SECONDARY SCHOOL	2	145	117	80.7	0	161	139	86.3	0	174	146	83.9
	600100370	9152193	FIELDS COLLEGE	4	81	81	100.0	0	96	96	100.0	0	105	105	100.0
	600105075	9152233	FREEDOM PARK SECONDARY SCHOOL	3	118	80	67.8	6	168	119	70.8	5	153	120	78.4
	600100379	9101038	FUMANE SECONDARY SCHOOL	3								4	52	50	96.2
	600100414	9132023	GAOPOTLAKE SECONDARY SCHOOL	3	86	70	81.4	4	84	73	86.9	3	67	62	92.5
	600100416	9132024	GAOTIME SECONDARY SCHOOL	1				1	18	9	50.0	9	26	11	42.3
	600100423	9121041	GASEITSIWE HIGH SCHOOL	1	49	43	87.8	0	70	51	72.9	14	52	42	80.8
	600105061	9152227	GEELHOUT PARK SECONDARY	4	108	105	97.2	0	141	132	93.6	4	144	105	72.9
	600100506	9152026	GRENSWAG HIGH SCHOOL	4	102	99	97.1	1	103	101	98.1	0	83	78	94.0
	600100472	9152027	GRENVILLE HIGH SCHOOL	4	158	155	98.1	1	165	165	100.0	0	178	173	97.2
	600100497	9152028	H F TLOU HIGH SCHOOL	4	170	167	98.2	3	264	247	93.6	0	228	224	98.2
	600100501	9152029	H T S RUSTENBURG	4	103	94	91.3	7	94	90	95.7	3	80	76	95.0

District Name	EMIS No	Centre No	Centre Name	Quintile	2014			2015				2016			
					Wrote	Achieved	% Achieved	No Progressed	Wrote	Achieved	% Achieved	No Progressed	Wrote	Achieved	% Achieved
BOJANALA PLATINUM DISTRICT	600100507	9111047	HARTBEESPOORT HIGH SCHOOL	5	172	169	98.3	0	141	139	98.6	0	191	188	98.4
	600101448	9101048	HEBRON TECH AND COMM HIGH SCHOOL	3	196	142	72.4	28	235	149	63.4	125	198	142	71.7
	600100493	9121049	HENDRIK MAKAPAN HIGH SCHOOL	3	94	77	81.9	4	113	101	89.4	26	114	90	78.9
	600100495	9142030	HERMAN THEBE HIGH SCHOOL	3	47	43	91.5	46	46	40	87.0	3	55	50	90.9
	600100511	9132031	HOLY FAMILY COMBINED SCHOOL	4	61	60	98.4	0	59	56	94.9	0	82	79	96.3
	600100528	9121054	IKANENG HIGH SCHOOL	1	31	29	93.5	1	23	22	95.7	4	33	29	87.9
	600100530	9101055	IKATISONG SECONDARY SCHOOL	3	136	112	82.4	0	169	141	83.4	12	178	129	72.5
	600100534	9152032	IKETLETSO SECONDARY SCHOOL	2	81	73	90.1	21	105	101	96.2	26	201	189	94.0
	600100567	9121059	ITHUTENG COMMERCIAL HIGH SCHOOL	3	101	93	92.1	6	95	83	87.4	10	88	74	84.1
	600105127	9101262	ITSOSENS COMBINED SCHOOL	2	78	56	71.8	18	75	61	81.3	26	66	61	92.4
	600100582	9132036	ITUMELENG SECONDARY SCHOOL	3	93	88	94.6	69	115	97	84.3	22	81	70	86.4
	600100599	9132038	J M NTSIME SCHOOL	4	220	185	84.1	20	235	202	86.0	15	209	162	77.5
	600100598	9101061	JETHRO PELLE HIGH SCHOOL	1	54	40	74.1	2	74	58	78.4	5	71	46	64.8
	600100600	9111062	JOHANE MOKOLOBETSI SECONDARY SCHOOL	1								10	80	70	87.5
	600100615	9142039	KALAFI HIGH SCHOOL	3	38	20	52.6	0	34	29	85.3	8	38	25	65.8
	600100653	9152200	KELE COMBINED SCHOOL	99	30	29	96.7	0	21	19	90.5	9	28	22	78.6
	600100655	9152065	KELEDI SECONDARY SCHOOL	3	65	57	87.7	0	95	84	88.4	22	115	96	83.5
	600100671	9142044	KGALATLOWE HIGH SCHOOL	2	62	47	75.8	19	83	59	71.1	28	82	66	80.5
	600100673	9132045	KGAMANYANE HIGH SCHOOL	3	46	42	91.3	33	93	75	80.6	15	72	61	84.7
	600100675	9121063	KGAPHAMADI SCHOOL	2	108	101	93.5	0	138	123	89.1	11	94	85	90.4
	600100706	9152050	KHAYALETHU SEC SCHOOL	1	75	62	82.7	0	77	64	83.1	38	83	69	83.1
	600100736	9101070	KLIPGAT HIGH SCHOOL	1	111	106	95.5	21	218	194	89.0	2	155	132	85.2
	600100793	9132058	KWENA TLASE SEC SCHOOL	1	54	51	94.4	0	89	62	69.7	21	68	61	89.7
	600100815	9142059	LANGA-LA-SEMBO HIGH SCHOOL	1	26	21	80.8	14	43	29	67.4	38	25	13	52.0
	600100867	9132061	LEROME SECONDARY SCHOOL	2				13	52	45	86.5	4	53	51	96.2
	600100868	9112063	LEROTHODI HIGH SCHOOL	3	50	31	62.0	0	60	38	63.3	22	58	44	75.9
	600100877	9152064	LESELE SECONDARY SCHOOL	2	31	25	80.6	0	69	48	69.6	6	75	39	52.0

District Name	EMIS No	Centre No	Centre Name	Quintile	2014			2015				2016			
					Wrote	Achieved	% Achieved	No Progressed	Wrote	Achieved	% Achieved	No Progressed	Wrote	Achieved	% Achieved
BOJANALA PLATINUM DISTRICT	600103620	9111085	LIGHTHOUSE CHRISTIAN COLLEGE	99	32	27	84.4	0	26	26	100.0	0	27	26	96.3
	600100910	9121086	LOALANE SEC SCHOOL	1	67	63	94.0	2	104	86	82.7	42	61	58	95.1
	600100911	9121087	LOBANG HIGH SCHOOL	1	18	15	83.3	8	12	10	83.3	0	35	28	80.0
	600100932	9101090	LOT MASHIANE SECONDARY SCHOOL	1	30	29	96.7	21	29	27	93.1	5	43	40	93.0
	600100964	9111095	MACHADAM COMBINED SCHOOL	3	16	11	68.8	28	37	22	59.5	0	19	19	100.0
	600102191	9101072	MADIBA-A-TOLOANE HIGH SCHOOL	3	71	54	76.1	0	87	80	92.0	63	89	86	96.6
	600101040	9132073	MAKUKA MIDDLE SCHOOL	1	45	35	77.8	0	50	41	82.0	7	52	48	92.3
	600101043	9111104	MALATSE-MOTSEPE HIGH SCHOOL	3	113	97	85.8	0	106	93	87.7	30	115	99	86.1
	600101048	9142074	MALEFO HIGH SCHOOL	1	124	106	85.5	0	134	111	82.8	11	106	98	92.5
	600101221	9121107	MAMODIBO HIGH SCHOOL	2	67	59	88.1	28	114	89	78.1	0	82	78	95.1
	600101066	9132075	MANAMAKGOTHA HIGH SCHOOL	1	137	130	94.9	108	131	120	91.6	31	125	114	91.2
	600101111	9152080	MARIKANA HIGH SCHOOL	1	63	59	93.7	33	86	81	94.2	0	73	69	94.5
	600101118	9101114	MARUATONA DIKOBÉ HIGH SCHOOL	1	27	27	100.0	0	38	33	86.8	3	50	35	70.0
	600101140	9152083	MATETENENE HIGH SCHOOL	2	58	39	67.2	0	47	40	85.1	6	102	72	70.6
	600101147	9121115	MATLAISANE SEC SCHOOL	3	75	59	78.7	32	89	72	80.9	109	149	112	75.2
	600101155	9152087	MATLHARE MOKAUTU HIGH SCHOOL	2	66	64	97.0	52	86	68	79.1	17	103	80	77.7
	600102384	9111118	MEERHOF SCHOOL	99	14	14	100.0	0	19	19	100.0	0	6	6	100.0
	600105344	9152092	MERIDIAN RUSTENBURG SECONDARY SCHOOL	99	54	49	90.7	0	85	77	90.6	5	94	82	87.2
	600105188	9152235	MERITI SECONDARY SCHOOL	3	99	97	98.0	1	146	137	93.8	59	239	170	71.1
	600101200	9101120	MICHA KGASI HIGH SCHOOL	2	61	53	86.9	66	166	142	85.5	35	112	89	79.5
	600104032	9111121	MICHAEL MODISAKENG SECONDARY SCHOOL	1	120	99	82.5	47	113	94	83.2	83	156	120	76.9
	600105358	9101155	MMADIKETE LION SECONDARY SCHOOL	1								68	61	45	73.8
	600101212	9121124	MMAKAUNYANA SEC SCHOOL	2	69	60	87.0	8	74	57	77.0	40	74	42	56.8
	600101222	9101127	MMAMOGWAI SECONDARY SCHOOL	3								0	29	25	86.2
	600101226	9152095	MMANAPE HIGH SCHOOL	3	55	53	96.4	0	55	54	98.2	4	89	84	94.4
	600101228	9121128	MMANKALA TECH and COMM HIGH SCHOOL	3	155	78	50.3	80	156	133	85.3	13	135	113	83.7

District Name	EMIS No	Centre No	Centre Name	Quintile	2014			2015				2016			
					Wrote	Achieved	% Achieved	No Progressed	Wrote	Achieved	% Achieved	No Progressed	Wrote	Achieved	% Achieved
BOJANALA PLATINUM DISTRICT	600101229	9101129	MMANOTSHE MODUANE HIGH SCHOOL	3	73	59	80.8	0	135	79	58.5	85	95	70	73.7
	600101249	9132096	MOCHUDI SECONDARY SCHOOL	2				0	24	13	54.2	9	29	17	58.6
	600101266	9132099	MODISE SECONDARY SCHOOL	2	21	17	81.0	0	20	13	65.0	19	24	19	79.2
	600101284	9111137	MOGALE SEC SCHOOL	2	73	53	72.6	8	99	92	92.9	50	98	83	84.7
	600103625	9112104	MOJAGEDI SECONDARY SCHOOL	1	17	13	76.5	0	19	11	57.9	0	20	18	90.0
	600101335	9121143	MOLEBATSII SEC SCHOOL	1	42	38	90.5	11	95	71	74.7	9	82	62	75.6
	600101375	9121144	MORATWE HIGH SCHOOL	1	31	24	77.4	6	20	14	70.0	2	16	14	87.5
	600101423	9111147	MOTHOTLUNG SCHOOL	3	85	75	88.2	68	133	120	90.2	88	95	85	89.5
	600101445	9121151	MOTSHOGA HIGH SCHOOL	3	22	15	68.2	0	33	21	63.6	5	44	32	72.7
	600101457	9121153	MOTSWATEMENG HIGH SCHOOL	1	22	19	86.4	11	25	23	92.0	0	32	29	90.6
	600101469	9132114	MPHELA MIDDLE SCHOOL	1	9	9	100.0	1	21	13	61.9	1	25	13	52.0
	600101482	9152116	NAAUWPOORT HIGH SCHOOL	1	22	22	100.0	0	25	23	92.0	1	22	20	90.9
	600101489	9121156	NCHAUPE HIGH SCHOOL	3	59	33	55.9	19	59	49	83.1	22	86	67	77.9
	600101511	9132117	NKOBONG HIGH SCHOOL	3	21	21	100.0	0	34	27	79.4	15	26	20	76.9
	600101536	9101160	NTOLO SECONDARY SCHOOL	3	36	31	86.1	7	65	54	83.1	36	68	61	89.7
	600101544	9152120	NURAL-IMAN-MUSLIM SCHOOL	99	14	14	100.0	0	12	12	100.0	0	11	10	90.9
	600101563	9142122	OLEFILE HIGH SCHOOL	2	40	39	97.5	0	39	38	97.4	0	40	38	95.0
	600101681	9152129	PRES MANGOPE TECH HIGH SCHOOL	4	237	232	97.9	2	307	284	92.5	11	271	263	97.0
	600101692	9101170	PUO-PHA SECONDARY SCHOOL	2	10	7	70.0	2	6	5	83.3	2	8	6	75.0
	600104059	9111171	RABBONI CHRISTIAN SCHOOL	99	39	38	97.4	0	38	37	97.4	0	34	34	100.0
	600101708	9112131	RAKGATLA HIGH SCHOOL	3	57	55	96.5	12	93	78	83.9	47	107	74	69.2
	600101711	9142132	RAKOKO SEN SEC SCHOOL	3	79	70	88.6	1	80	75	93.8	3	116	110	94.8
	600101743	9142138	RAMOTSHODI HIGH SCHOOL	3	47	23	48.9	0	50	31	62.0	0	23	11	47.8
	600101755	9132142	RAPHURELE HIGH SCHOOL	2	121	92	76.0	14	142	103	72.5	46	93	75	80.6
	600101769	9152143	RAUWANE SEPENG SEN SEC SCHOOL	4	184	162	88.0	0	201	159	79.1	101	201	149	74.1
	600101823	9101186	REKOPANTSWE HIGH SCHOOL	3	54	35	64.8	0	40	35	87.5	20	48	44	91.7
	600101839	9152148	RETHUSEGILE SEC SCHOOL	3	71	63	88.7	0	76	64	84.2	20	78	58	74.4
	600999001	9152151	RUSTENBURG COLLEGE (PART-TIME)	3								0	5	3	60.0

District Name	EMIS No	Centre No	Centre Name	Quintile	2014			2015				2016			
					Wrote	Achieved	% Achieved	No Progressed	Wrote	Achieved	% Achieved	No Progressed	Wrote	Achieved	% Achieved
BOJANALA PLATINUM DISTRICT	600100509	9152153	RUSTENBURG HIGH SCHOOL	4	272	270	99.3	0	231	230	99.6	1	250	250	100.0
	600101866	9152154	RUSTENBURG OPVOEDKUNDIGE KOLLEGE	99	63	44	69.8	0	77	68	88.3	18	56	54	96.4
	600101900	9132236	SEDIBELO SECONDARY SCHOOL	3				2	18	18	100.0	2	45	44	97.8
	600101933	9152162	SEKETE IV HIGH SCHOOL	4	131	116	88.5	0	213	174	81.7	0	182	147	80.8
	600101939	9121202	SEKITLA HIGH SCHOOL	3	72	59	81.9	24	63	52	82.5	8	84	58	69.0
	600101953	9142163	SEMETSA SECONDARY SCHOOL	3	28	20	71.4	0	17	15	88.2	14	21	19	90.5
	600101989	9142167	SHADRACK F ZIBI SEC SCHOOL	3	12	4	33.3	13	13	9	69.2	0	16	12	75.0
	600102017	9142169	ST ANNE'S HIGH SCHOOL	4	59	59	100.0	0	78	78	100.0	0	79	79	100.0
	600102027	9111211	ST TERESA HIGH SCHOOL	3	175	161	92.0	129	169	142	84.0	71	132	102	77.3
	600102071	9111216	THABA-MORULA HIGH SCHOOL	3	61	59	96.7	6	122	112	91.8	35	121	103	85.1
	600102096	9152177	THETHE HIGH SCHOOL	3	112	101	90.2	2	138	126	91.3	41	165	144	87.3
	600102109	9121221	THULARE HIGH SCHOOL	3	68	56	82.4	1	64	51	79.7	43	147	96	65.3
	600103615	9101223	THUTO-PELE HIGH SCHOOL	3	65	63	96.9	0	181	166	91.7	43	118	109	92.4
	600102134	9132237	TIDIMANE SECONDARY SCHOOL	3				2	46	39	84.8	0	101	47	46.5
	600102142	9152180	TIRELONG SECONDARY SCHOOL	3				3	30	23	76.7	8	41	30	73.2
	600102153	9152182	TLHABANE TECH AND COMM HIGH SCHOOL	4	199	189	95.0	30	185	178	96.2	73	290	262	90.3
	600102213	9132184	TSHAILE HIGH SCHOOL	3	26	24	92.3	10	21	18	85.7	0	31	31	100.0
	600102227	9101231	TSHEPAGALANG HIGH SCHOOL	3	83	69	83.1	2	145	121	83.4	37	128	82	64.1
	600102248	9132043	TSHOMANKANE HIGH SCHOOL	1	57	54	94.7	16	54	34	63.0	26	55	40	72.7
	600102250	9152187	TSHUKUDU HIGH SCHOOL	3	124	108	87.1	183	190	147	77.4	21	109	86	78.9
	600102264	9111237	TSOGO SECONDARY SCHOOL	3	103	98	95.1	8	127	122	96.1	21	139	134	96.4
	600102269	9132189	TSWAIDI HIGH SCHOOL	3	57	43	75.4	43	97	65	67.0	0	73	52	71.2
	600102293	9121241	UTSANE HIGH SCHOOL	3	136	93	68.4	13	158	117	74.1	16	127	101	79.5
	600100510	9111242	WAGPOS HIGH SCHOOL	4	148	141	95.3	0	122	121	99.2	0	143	140	97.9
	600102349	9121244	ZACHARIA MANKGATLENG SECONDARY	2				0	39	37	94.9	0	50	42	84.0
	600102359	9152191	ZINNIIVILLE SECONDARY	4	66	65	98.5	0	76	76	100.0	0	85	85	100.0

District Name	EMIS No	Centre No	Centre Name	Quintile	2014			2015				2016			
					Wrote	Achieved	% Achieved	No Progressed	Wrote	Achieved	% Achieved	No Progressed	Wrote	Achieved	% Achieved
DR. K. KAUNDA DISTRICT	600105078	9215184	ALABAMA COMBINED SCHOOL	2	26	26	100.0	0	34	29	85.3	2	42	23	54.8
	600100020	9215003	ALABAMA SECONDARY	4	62	45	72.6	0	116	79	68.1	29	153	65	42.5
	600104089	9215004	AL-HUDA MUSLIM SCHOOL	99	12	12	100.0	0	9	9	100.0	0	20	20	100.0
	600100026	9215005	ARE-FADIMEHENG	3	140	115	82.1	0	261	191	73.2	24	184	131	71.2
	600100160	9225009	BOITSHOKO HIGH SCHOOL	1	112	95	84.8	0	160	152	95.0	52	147	124	84.4
	600100190	9215010	BORAKANELO SECONDARY SCHOOL	3	99	90	90.9	0	163	109	66.9	53	95	85	89.5
	600100199	9204030	BOSCHPOORT COMBINED SCHOOL	1	19	8	42.1	0	23	15	65.2	6	32	13	40.6
	600100202	9205011	BOSKUIL COMBINED SCHOOL	1	7	7	100.0	0	17	16	94.1	0	21	16	76.2
	600100213	9225012	BOTOKA COMPREHENSIVE SCHOOL	3	73	65	89.0	0	87	74	85.1	3	86	66	76.7
	600100238	9215014	CHRIS HANI SECONDARY SCHOOL	3	28	9	32.1	19	29	27	93.1	14	41	38	92.7
	600100241	9215016	COCEKANI HIGH SCHOOL	2	60	41	68.3	2	45	35	77.8	19	77	51	66.2
	600100303	9215019	DIRANG KA NATLA COMPREHENSIVE HIGH	4	75	39	52.0	4	73	47	64.4	27	75	42	56.0
	600100348	9215022	EDUCATORS HIGH SCHOOL	99	7	7	100.0	5	23	20	87.0	2	19	15	78.9
	600100517	9225024	FERDINAND POSTMA	4	83	83	100.0	0	69	69	100.0	1	77	77	100.0
	600100389	9215026	GAENTHONE SECONDARY SCHOOL	3	100	74	74.0	57	117	61	52.1	62	74	61	82.4
	600100428	9205028	GATELAPELE SECONDARY SCHOOL	3	100	95	95.0	70	186	151	81.2	95	142	102	71.8
	600100734	9215031	H T S KLERKSDORP	4	176	163	92.6	6	208	201	96.6	0	202	190	94.1
	600100500	9225032	H T S POTCHEFSTROOM	4	97	90	92.8	0	115	104	90.4	2	122	94	77.0
	600100502	9225034	HOER VOLSKOOL	4	216	206	95.4	0	201	200	99.5	1	185	183	98.9
	600100626	9215042	KANANA SEC SCHOOL	2	85	60	70.6	0	56	55	98.2	33	97	82	84.5
	600100733	9215051	KLERKSDORP HIGH SCHOOL	5	169	169	100.0	0	167	166	99.4	1	148	148	100.0
	600100731	9215053	KLERKSDORP SECONDARY	4	62	57	91.9	0	60	55	91.7	9	66	51	77.3
	600100866	9204086	LERETLETSE-LESEDI SEC SCHOOL	1	36	23	63.9	0	41	35	85.4	18	16	16	100.0
	600100871	9205060	LERUNTSE-LESEDI SEC SCHOOL	3	22	19	86.4	11	25	24	96.0	8	25	23	92.0
	600100892	9215062	LETLHASEDI COMBINED SCHOOL	1	18	18	100.0	0	31	26	83.9	20	28	24	85.7
	600100914	9215063	LOFDAL CHRISTIAN SCHOOL	99	5	5	100.0	0	9	9	100.0	0	10	9	90.0
	600105124	9205182	MAITEMOGELO SEC SCHOOL	3	57	49	86.0	41	91	58	63.7	36	79	59	74.7



District Name	EMIS No	Centre No	Centre Name	Quintile	2014			2015				2016			
					Wrote	Achieved	% Achieved	No Progressed	Wrote	Achieved	% Achieved	No Progressed	Wrote	Achieved	% Achieved
DR. K. KAUNDA DISTRICT	600101060	9204107	MAMORATWA MIDDLE F A	1	20	20	100.0	0	36	31	86.1	1	21	19	90.5
	600101154	9215068	MATLHALENG HIGH SCHOOL	2	72	60	83.3	0	100	79	79.0	15	95	69	72.6
	600101159	9215069	MATLOSANE SEN SEC SCHOOL	3	141	98	69.5	0	96	87	90.6	29	149	123	82.6
	600101203	9215071	MILNER HIGH SCHOOL	4	145	132	91.0	0	165	154	93.3	4	166	149	89.8
	600101241	9215072	MMOKENG SECONDARY SCHOOL	3	103	81	78.6	78	114	86	75.4	43	89	59	66.3
	600101280	9215073	MOFATLHOSI SECONDARY SCHOOL	3	54	34	63.0	105	104	40	38.5	59	32	28	87.5
	600105347	9158037	NEW COVENANT ACADEMY	99				0	20	5	25.0	3	13	3	23.1
	600104291	9215169	NEW VISION SECONDARY SCHOOL	4	109	101	92.7	0	127	125	98.4	1	134	123	91.8
	600101508	9215079	NKANG-MAHLALE SECONDARY SCHOOL	2	120	75	62.5	49	133	120	90.2	51	84	71	84.5
	600101534	9205081	NTLATSENG PUBLIC COMBINED SCHOOL	1	10	7	70.0	0	9	6	66.7	0	15	8	53.3
	600101582	9215086	ORKNEY HIGH SCHOOL	4	58	57	98.3	0	48	46	95.8	4	53	45	84.9
	600104247	9215156	OVERVAAL PRIVAAT SKOOL	99	12	11	91.7	0	16	16	100.0	0	11	10	90.9
	600101620	9215090	PHAKELA COMBINED SCHOOL	1	18	18	100.0	0	22	17	77.3	0	28	21	75.0
	600101639	9225092	PHIRI HIGH SCHOOL	4	42	30	71.4	0	47	40	85.1	0	62	56	90.3
	600104104	9215093	PINNACLE PRIM and SEC BOARDING SCHOOL	99	33	26	78.8	0	32	25	78.1	0	28	21	75.0
	600101661	9225094	POELANO HIGH SCHOOL	3	25	17	68.0	0	45	33	73.3	0	43	30	69.8
	600101672	9225095	POTCHEFSTROOM BOYS HIGH	4	87	84	96.6	0	85	82	96.5	0	83	82	98.8
	600101674	9225098	POTCHEFSTROOM GIMNASIUM	4	169	168	99.4	1	207	207	100.0	0	185	185	100.0
	600101675	9225099	POTCHEFSTROOM GIRLS HIGH	4	111	111	100.0	0	97	96	99.0	0	88	88	100.0
	600101676	9225100	POTCHEFSTROOM SECONDARY	3	38	38	100.0	0	61	58	95.1	10	59	56	94.9
	600101683	9225104	PROMOSA SECONDARY SCHOOL	4	59	28	47.5	88	134	58	43.3	33	59	50	84.7
	600101771	9205106	REABONA SECONDARY SCHOOL	3	59	48	81.4	0	125	90	72.0	46	102	70	68.6
	600104096	9204181	REALEKA SECONDARY SCHOOL	2	130	104	80.0	5	114	106	93.0	18	132	118	89.4
	600101804	9225107	REGOROGILE COMBINED SCHOOL	3	19	13	68.4	0	20	10	50.0	16	17	3	17.6
	600101835	9225108	RESOLOFETSE SECONDARY SCHOOL	3	83	52	62.7	0	84	48	57.1	20	79	46	58.2
	600101883	9204200	SANNIESHOF HIGH SCHOOL	4	35	35	100.0	0	41	41	100.0	0	37	37	100.0

District Name	EMIS No	Centre No	Centre Name	Quintile	2014			2015				2016			
					Wrote	Achieved	% Achieved	No Progressed	Wrote	Achieved	% Achieved	No Progressed	Wrote	Achieved	% Achieved
DR. K. KAUNDA DISTRICT	600101887	9215110	SCHOONSPRUIT HIGH SCHOOL	4	129	129	100.0	3	138	138	100.0	3	145	145	100.0
	600101928	9225116	SEIPHEMELO SECONDARY SCHOOL	4	101	83	82.2	23	105	101	96.2	23	114	102	89.5
	600102035	9215118	STILFONTEIN HIGH SCHOOL	4	77	61	79.2	0	56	53	94.6	14	89	82	92.1
	600102126	9215125	THUTO THEBE SECONDARY SCHOOL	3	53	42	79.2	0	71	51	71.8	26	40	31	77.5
	600102122	9225126	THUTO-BOSWA SECONDARY SCHOOL	3	89	65	73.0	0	104	89	85.6	38	154	134	87.0
	600102127	9215129	THUTO-TSEBO SECONDARY SCHOOL	2	77	69	89.6	0	124	116	93.5	38	118	102	86.4
	600102140	9205131	TIRAGALO SECONDARY SCHOOL	3	64	60	93.8	0	38	31	81.6	45	60	41	68.3
	600105167	9204464	TIRISANO SECONDARY SCHOOL	2	28	20	71.4	0	88	51	58.0	60	71	57	80.3
	600102172	9204237	TLHOAFALO SECONDARY SCHOOL	2	49	47	95.9	8	82	42	51.2	71	84	30	35.7
	600102181	9225133	TLOKWE SECONDARY SCHOOL	3	78	61	78.2	0	127	89	70.1	12	102	88	86.3
	600102202	9215134	TSAMMA SECONDARY SCHOOL	3	86	44	51.2	15	114	101	88.6	14	94	78	83.0
	600102216	9215135	TSHEBEDISANO SECONDARY SCHOOL	3	116	101	87.1	1	148	123	83.1	1	83	74	89.2
	600102217	9215136	TSHEDIMOSETSO SECONDARY SCHOOL	3	86	52	60.5	0	63	48	76.2	26	102	72	70.6
	600102295	9215142	VAAL REEFS TECHNICAL HIGH SCHOOL	4	159	120	75.5	1	243	172	70.8	80	241	150	62.2
	600102305	9225144	VENTERSDORP HIGH SCHOOL	5	18	18	100.0	1	20	16	80.0	0	15	15	100.0
	600102324	9215146	VUYANIMAWETHU SECONDARY SCHOOL	3	106	80	75.5	22	141	69	48.9	77	175	138	78.9
	600102335	9215149	WESVALIA HIGH SCHOOL	5	122	122	100.0	5	136	136	100.0	1	126	126	100.0
	600102344	9205150	WOLMARANSSTAD HIGH SCHOOL	4	71	67	94.4	0	57	56	98.2	0	57	56	98.2
DR. R.S. MOMPATI DISTRICT	600105122	9225183	B A SEOBI SECONDARY SCHOOL	3	78	78	100.0	3	190	188	98.9	6	148	145	98.0
	600100041	9304004	BADIBANA HIGH SCHOOL	2	36	34	94.4	0	72	42	58.3	15	52	42	80.8
	600100062	9304006	BAKOLOBENG JUNIOR SECONDARY SCHOOL	3	60	44	73.3	0	61	51	83.6	4	73	62	84.9
	600100094	9313007	BATLHAPING HIGH SCHOOL	1	148	134	90.5	0	182	165	90.7	57	208	183	88.0
	600100431	9315008	BLOEMHOF COMBINED	4	41	37	90.2	0	38	34	89.5	0	34	32	94.1
	600100135	9313011	BOGOSING HIGH SCHOOL	1	21	20	95.2	0	41	33	80.5	0	44	36	81.8
	600100152	9304021	BOITHAOPPO HIGH SCHOOL	3	140	92	65.7	1	95	70	73.7	11	100	86	86.0

District Name	EMIS No	Centre No	Centre Name	Quintile	2014			2015				2016			
					Wrote	Achieved	% Achieved	No Progressed	Wrote	Achieved	% Achieved	No Progressed	Wrote	Achieved	% Achieved
DR. R.S. MOMPATI DISTRICT	600100185	9333017	BOPAGANANG PUBLIC SCHOOL	3	93	77	82.8	17	84	64	76.2	37	147	96	65.3
	600100191	9323018	BORE SECONDARY SCHOOL	2				0	76	66	86.8	18	56	52	92.9
	600100219	9323022	BRAY INTERMEDIATE SCHOOL	1	13	9	69.2	0	11	7	63.6	4	28	25	89.3
	600100237	9333023	CHOSENG SECONDARY SCHOOL	1								0	32	30	93.8
	600100239	9315015	CHRISTIANA COMBINED	4	43	34	79.1	0	39	37	94.9	0	32	32	100.0
	600105106	9313234	CHRISTIANA SCHOOL FOR THE BLIND	99	4	2	50.0	0	4	4	100.0	1	5	5	100.0
	600100245	9333025	COLINDA SECONDARY	3	47	42	89.4	0	68	54	79.4	6	48	38	79.2
	600100311	9323032	DITEHO SECONDARY SCHOOL	1								0	40	27	67.5
	600100381	9304043	G S PHOI HIGH SCHOOL	1	66	33	50.0	0	91	40	44.0	80	58	33	56.9
	600100384	9313034	GABOBIDIWE HIGH SCHOOL	2	69	68	98.6	0	97	84	86.6	21	133	87	65.4
	600104075	9304048	GA-KHUNWANA HIGH SCHOOL	3	61	45	73.8	3	132	88	66.7	31	122	90	73.8
	600100413	9315027	GAOPALELWE SECONDARY SCHOOL	2	68	47	69.1	0	123	70	56.9	63	130	95	73.1
	600100436	9304051	GEYSDORP SECONDARY SCHOOL	1	86	66	76.7	0	76	69	90.8	13	50	43	86.0
	600100463	9304053	GOTHATA SECONDARY SCHOOL	1	25	22	88.0	8	69	43	62.3	19	37	33	89.2
	600100518	9323045	HUHUDI HIGH SCHOOL	2	107	70	65.4	0	129	90	69.8	40	60	57	95.0
	600100541	9304057	IKOPANYENG SECONDARY SCHOOL	1	93	88	94.6	0	111	107	96.4	16	100	93	93.0
	600100549	9335038	IPELEGENG HIGH SCHOOL	3	46	35	76.1	0	93	69	74.2	34	75	54	72.0
	600101286	9304131	ITLOTLENG MOGAWANE SECONDARY SCHOOL	2	1	1	100.0	0	43	38	88.4	20	36	23	63.9
	600100578	9335039	ITSHUPENG SECONDARY SCHOOL	3	106	92	86.8	2	121	92	76.0	6	140	125	89.3
	600100596	9333054	JERRY MAHURA SECONDARY SCHOOL	2	40	37	92.5	13	50	43	86.0	45	79	62	78.5
	600100601	9333233	JOHN FRYLINCK SECONDARY SCHOOL	1								0	20	17	85.0
	600100604	9313055	JOSEPH SAKU MIDDLE SCHOOL	1	39	35	89.7	0	33	30	90.9	0	42	40	95.2
	600100692	9323068	KGONONYANE HIGH SCHOOL	1	107	91	85.0	0	115	85	73.9	52	82	51	62.2
	600100697	9313070	KGOSIETSILE-LETHOLA MIDDLE SCHOOL	3	74	52	70.3	0	93	61	65.6	0	61	33	54.1
	600100699	9323072	KGOSITHEBE COMBINED SCHOOL	1	19	10	52.6	4	38	16	42.1	17	30	18	60.0
	600100725	9333075	KISMET SECONDARY	4	27	27	100.0	0	24	24	100.0	0	30	30	100.0
600100726	9323076	KITLANANG SECONDARY SCHOOL	1								0	19	9	47.4	

District Name	EMIS No	Centre No	Centre Name	Quintile	2014			2015				2016			
					Wrote	Achieved	% Achieved	No Progressed	Wrote	Achieved	% Achieved	No Progressed	Wrote	Achieved	% Achieved
DR. R.S. MOMPATI DISTRICT	600105066	9304279	KOPANELO SECONDARY SCHOOL	1	28	27	96.4	1	30	29	96.7	2	46	43	93.5
	600100770	9315056	KROMELLENBOOG COMBINED SCHOOL	1	13	7	53.8	0	20	18	90.0	0	24	15	62.5
	600100864	9313085	LEPHA TSHIMILE HIGH SCHOOL	1	71	52	73.2	55	70	55	78.6	42	82	56	68.3
	600100819	9315059	LE-RONA SCHOOL	3	58	55	94.8	0	89	81	91.0	0	76	59	77.6
	600100872	9304088	LERUNTSE-LESEDI HIGH SCHOOL	1	54	53	98.1	0	71	66	93.0	20	77	67	87.0
	600101594	9304164	LODIRILE-TSWAING HIGH SCHOOL	1	51	39	76.5	6	54	40	74.1	6	55	48	87.3
	600100955	9333091	MAATLA HIGH SCHOOL	1	95	61	64.2	0	112	79	70.5	33	146	99	67.8
	600104057	9304101	MADIBOGO HIGH SCHOOL	2	77	70	90.9	0	117	108	92.3	28	157	138	87.9
	600101016	9313094	MAJENG SEC SCHOOL	2	39	36	92.3	16	74	48	64.9	27	53	31	58.5
	600105077	9313231	MAMMUTLA SECONDARY SCHOOL	3	17	14	82.4	0	29	17	58.6	10	37	15	40.5
	600104004	9335155	MAMPHO SECONDARY SCHOOL	1	48	47	97.9	0	54	53	98.1	0	66	62	93.9
	600101071	9313099	MANKUROANE TECH AND COMM H/S	1	64	62	96.9	0	48	47	97.9	14	47	47	100.0
	600101119	9333102	MARUBISING SECONDARY SCHOOL	2	28	21	75.0	0	26	23	88.5	7	43	31	72.1
	600101267	9323111	MODISE KANONO SECONDARY SCHOOL	2								0	25	5	20.0
	600101319	9333115	MOKGARENG HIGH SCHOOL	2	61	43	70.5	8	74	37	50.0	57	55	26	47.3
	600101357	9323117	MONCHUSI SECONDARY SCHOOL	2	67	61	91.0	0	112	103	92.0	0	79	69	87.3
	600101380	9323120	MORERI SECONDARY SCHOOL	1	59	35	59.3	0	47	36	76.6	24	31	28	90.3
	600101419	9313125	MOTHELESI SECONDARY SCHOOL	2	26	17	65.4	11	16	15	93.8	0	15	14	93.3
	600101442	9333126	MOTSEMME SECONDARY SCHOOL	2								20	37	24	64.9
	600101524	9304156	NOTO HIGH SCHOOL	1	46	39	84.8	5	54	47	87.0	0	142	95	66.9
	600101552	9335084	OBANG SECONDARY SCHOOL	3	56	39	69.6	0	43	32	74.4	8	72	45	62.5
	600101558	9323131	OGODISENG SECONDARY SCHOOL	2				0	40	35	87.5	0	68	50	73.5
	600104097	9304162	ONKABETSE-THUTO TECHNICAL and COMM	3	52	25	48.1	0	121	72	59.5	20	68	49	72.1
	600101590	9313134	P H MOEKETSI AGRIC HIGH SCHOOL	3	35	34	97.1	1	46	44	95.7	0	48	46	95.8
	600101632	9304167	PHATSIMA SEC SCHOOL	3	71	65	91.5	10	76	67	88.2	13	96	80	83.3
	600101650	9323143	PICA PAU HIGH SCHOOL	1	17	8	47.1	0	8	1	12.5	0	13	8	61.5
	600101653	9313145	PINAGARE HIGH SCHOOL	3	91	84	92.3	0	90	85	94.4	15	94	84	89.4

District Name	EMIS No	Centre No	Centre Name	Quintile	2014			2015				2016			
					Wrote	Achieved	% Achieved	No Progressed	Wrote	Achieved	% Achieved	No Progressed	Wrote	Achieved	% Achieved
DR. R.S. MOMPATI DISTRICT	600101656	9323146	PITSO LETLHOGILE MIDDLE SCHOOL	1	26	23	88.5	3	41	31	75.6	12	25	19	76.0
	600101687	9333148	PUDUMONG SEC SCHOOL	3	78	59	75.6	0	90	60	66.7	52	140	105	75.0
	600101690	9333149	PULE LEEUW COMPREHENSIVE SEC SCHOOL	3	114	65	57.0	49	133	87	65.4	26	111	69	62.2
	600100170	9304174	RAKGWEDI-BOKANG HIGH SCHOOL	3	40	30	75.0	0	63	39	61.9	25	59	44	74.6
	600101734	9304178	RAMOKONYANE SECONDARY SCHOOL	1								0	9	9	100.0
	600101814	9323161	REITSHOKILE INTERMEDIATE SCHOOL	1	16	11	68.8	4	16	3	18.8	0	25	14	56.0
	600101818	9313162	REIVILO COMBINED PUBLIC SCHOOL	3	30	20	66.7	0	27	19	70.4	4	32	24	75.0
	600101819	9313163	REIVILO HIGH SCHOOL	3	16	16	100.0	0	38	38	100.0	10	45	42	93.3
	600105310	9333235	REKGARATLHILE SECONDARY SCHOOL	3	26	23	88.5	0	25	20	80.0	6	29	25	86.2
	600100503	9335111	SCHWEIZER RENEKE HIGH SCHOOL	4	70	60	85.7	0	72	65	90.3	0	65	58	89.2
	600105132	9313064	SEABO HIGH SCHOOL	3	78	49	62.8	0	79	60	75.9	38	86	63	73.3
	600101896	9323171	SEBETWANE SECONDARY SCHOOL	1	85	63	74.1	32	133	72	54.1	21	74	53	71.6
	600100136	9333012	SEKATE BOIJANE MAHURA SEC SCHOOL	1	44	38	86.4	0	51	43	84.3	48	62	33	53.2
	600101980	9323176	SETSWAKGOSING HIGH SCHOOL	2	150	132	88.0	0	122	109	89.3	39	141	86	61.0
	600102025	9313178	ST PAUL'S HIGH SCHOOL	3	92	64	69.6	0	89	59	66.3	0	84	68	81.0
	600102031	9333180	STELLA HIGH SCHOOL	4	25	25	100.0	0	28	27	96.4	0	25	25	100.0
	600102057	9323181	TASMAN SECONDARY SCHOOL	2								17	25	23	92.0
	600102073	9313183	THABASIKWA SECONDARY SCHOOL	2	30	14	46.7	0	52	28	53.8	0	25	15	60.0
	600102084	9333184	THAKUNG SECONDARY SCHOOL	3				2	12	9	75.0	2	16	16	100.0
	600102086	9333185	THAPAMA HIGH SCHOOL	1	69	51	73.9	0	71	61	85.9	108	145	66	45.5
	600102119	9323190	THUSO THEBE HIGH SCHOOL	1	29	25	86.2	20	77	52	67.5	26	83	76	91.6
	600102120	9313191	THUSOETSILE MIDDLE SCHOOL	1	51	31	60.8	2	40	32	80.0	31	52	40	76.9
	600103604	9315128	THUTO-LORE PUBLIC SEC SCHOOL	3	65	50	76.9	3	62	46	74.2	32	79	63	79.7
	600102137	9333195	TIGER KLOOF COMBINED SCHOOL	4	67	62	92.5	0	78	75	96.2	0	81	80	98.8
	600102183	9323198	TLOTLANG-THUTO MIDDLE SCHOOL	1	14	3	21.4	0	15	13	86.7	7	17	17	100.0
	600102192	9323199	TONG COMPREHENSIVE SECONDARY SCHOOL	2	126	94	74.6	0	165	93	56.4	13	94	40	42.6

District Name	EMIS No	Centre No	Centre Name	Quintile	2014			2015				2016			
					Wrote	Achieved	% Achieved	No Progressed	Wrote	Achieved	% Achieved	No Progressed	Wrote	Achieved	% Achieved
DR. R.S. MOMPATI DISTRICT	600102198	9313201	TOTONYANE SECONDARY SCHOOL	1	19	3	15.8	10	19	18	94.7	5	22	20	90.9
	600103611	9323232	TSHIPIETSILE SECONDARY SCHOOL	2	13	10	76.9	0	11	10	90.9	1	14	14	100.0
	600102292	9304249	UTLWANANG-BAROLONG SECONDARY SCHOOL	2	87	75	86.2	0	111	84	75.7	62	175	105	60.0
	600102298	9315143	VAALOEWER SECONDARY SCHOOL	3	10	7	70.0	4	11	8	72.7	1	10	9	90.0
	600102321	9333217	VRYBURG HIGH SCHOOL	4	106	106	100.0	0	106	105	99.1	0	106	106	100.0
	600102328	9313219	WALTER LETSIE SECONDARY SCHOOL	2	38	14	36.8	2	61	43	70.5	13	69	39	56.5
NGAKA M. MOLEMA DISTRICT	600100056	9414005	BAITSHOKI SENIOR SECONDARY SCHOOL	1	143	126	88.1	62	183	144	78.7	50	80	71	88.8
	600100083	9434010	BAROLONG HIGH SCHOOL	1	220	182	82.7	40	197	144	73.1	42	224	195	87.1
	600100097	9424013	BATLOUNG JUNIOR SECONDARY SCHOOL	1	91	68	74.7	22	156	94	60.3	20	110	92	83.6
	600100101	9434015	BATSWANA HIGH COMMERCIAL SCHOOL	4	154	148	96.1	23	323	305	94.4	39	228	209	91.7
	600100109	9414016	BETHEL HIGH SCHOOL	4	95	84	88.4	0	126	117	92.9	1	109	84	77.1
	600100124	9414018	BODIBE SECONDARY SCHOOL	1								0	61	55	90.2
	600100155	9434022	BOITSEANAPE TECH and COMM SCHOOL	4	71	67	94.4	38	65	64	98.5	17	160	138	86.3
	600100161	9424023	BOITSHOKO SECONDARY SCHOOL	1								0	9	8	88.9
	600100188	9414026	BOPHIRIMA SECONDARY SCHOOL	1	47	42	89.4	34	66	49	74.2	90	110	88	80.0
	600100243	9414033	COLIGNY HIGH SCHOOL	4	40	40	100.0	7	50	50	100.0	3	51	49	96.1
	600100255	9424034	DANVILLE SECONDARY	4	89	62	69.7	39	123	64	52.0	33	58	42	72.4
	600100374	9414039	F M RAMABOEA TECHN AND COMM HIGH SCHO	1	24	24	100.0	26	84	75	89.3	38	38	36	94.7
	600100385	9402021	GABONEWE SECONDARY SCHOOL	1	25	25	100.0	0	48	46	95.8	0	32	32	100.0
	600100386	9414044	GABORONE SECONDARY SCHOOL	1	14	13	92.9	0	21	15	71.4	6	20	18	90.0
	600100393	9414047	GAETSHO HIGH SCHOOL	1	130	117	90.0	31	131	117	89.3	98	160	138	86.3
	600105067	9424277	GOLF VIEW PARK HIGH SCHOOL	4	94	90	95.7	0	102	87	85.3	1	88	82	93.2
	600100522	9444054	IKAGELENG HIGH SCHOOL	1	38	35	92.1	24	113	79	69.9	44	62	51	82.3
	600100586	9414063	J M LEKGETHA COMMERCIAL HIGH	1	43	43	100.0	9	101	88	87.1	55	62	61	98.4
	600100592	9434064	JAN MASIBI SECONDARY SCHOOL	2								0	45	38	84.4
	600100593	9444065	JANGJO SECONDARY SCHOOL	2	49	38	77.6	0	73	31	42.5	21	48	45	93.8
600100612	9434066	KAGISO BAROLONG HIGH SCHOOL	2	29	28	96.6	10	45	41	91.1	5	40	34	85.0	

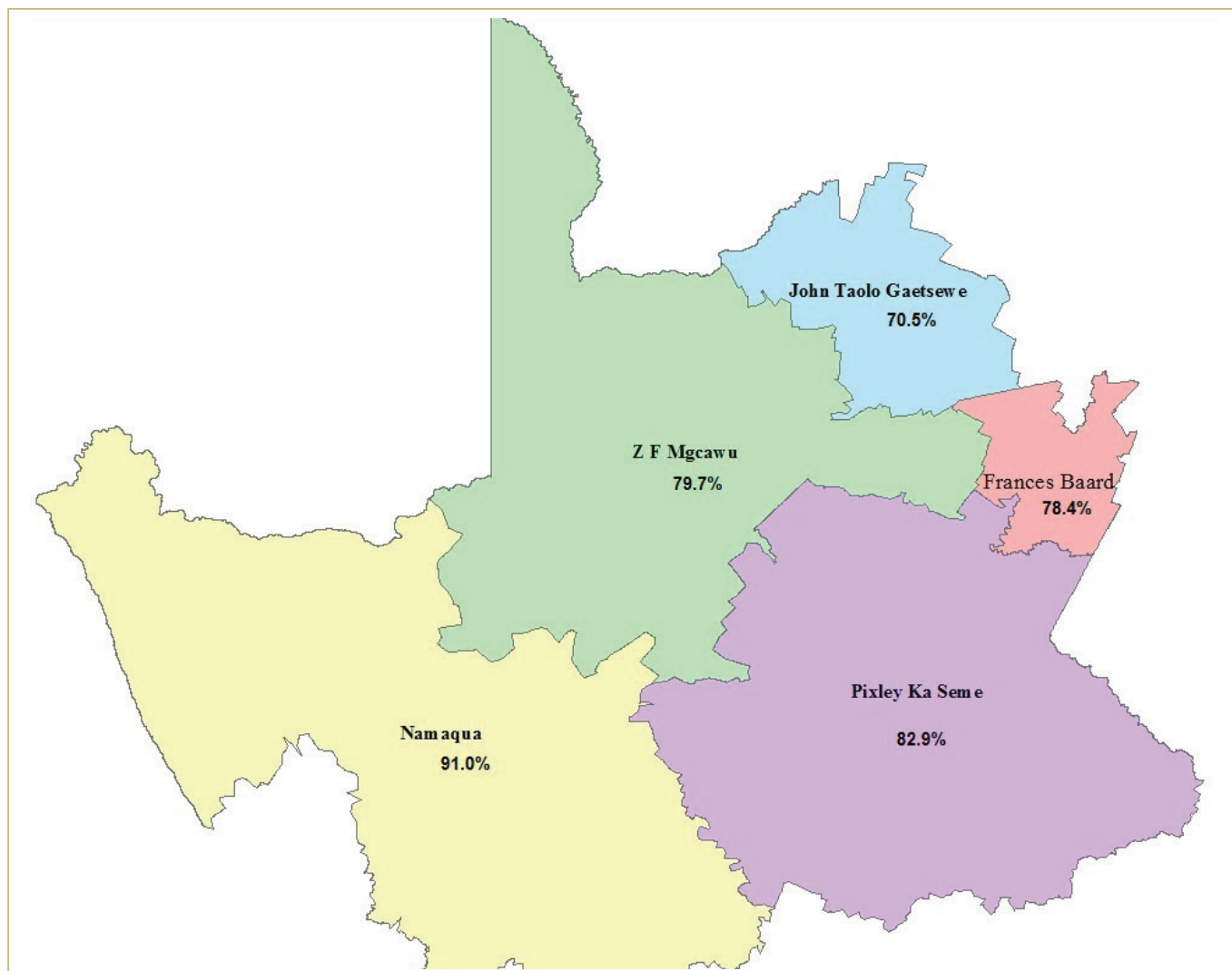


District Name	EMIS No	Centre No	Centre Name	Quintile	2014			2015				2016			
					Wrote	Achieved	% Achieved	No Progressed	Wrote	Achieved	% Achieved	No Progressed	Wrote	Achieved	% Achieved
NGAKA M. MOLEMA DISTRICT	600100642	9434068	KEBALEPILE JUN SEC SCHOOL	4	115	110	95.7	0	232	184	79.3	5	145	127	87.6
	600103608	9424069	KEBONANG SECONDARY SCHOOL	4	130	119	91.5	37	169	129	76.3	52	134	83	61.9
	600103624	9414071	KGOKE LESABE PUBLIC SCHOOL	1	23	21	91.3	0	50	34	68.0	27	31	19	61.3
	600100695	9402049	KGOSIBODIBA COMMERCIAL SEC SCHOOL	3								9	59	59	100.0
	600100759	9414077	KOPANELO COMBINED SCHOOL	1	23	22	95.7	7	54	38	70.4	0	26	26	100.0
	600100768	9402056	KOSTER HIGH SCHOOL	3	44	44	100.0	0	52	51	98.1	0	27	27	100.0
	600100783	9404079	KUTLWANO COMBINED SCHOOL	1	9	9	100.0	0	15	15	100.0	9	14	14	100.0
	600100816	9424080	LAPOLOGANG SEN SEC SCHOOL	3	104	78	75.0	57	200	113	56.5	55	89	71	79.8
	600100882	9434089	LETEANE HIGH SCHOOL	3	71	66	93.0	0	96	93	96.9	73	130	103	79.2
	600100898	9424090	LETSATSING HIGH SCHOOL	4	118	90	76.3	2	141	111	78.7	0	122	96	78.7
	600100904	9414095	LICHTENBURG HIGH SCHOOL	5	240	239	99.6	1	196	196	100.0	0	209	207	99.0
	600104098	9424261	LIVING FAITH COMBINED SCHOOL	99								0	14	11	78.6
	600104001	9424099	MAANO SECONDARY SCHOOL	2	30	22	73.3	0	35	28	80.0	8	38	35	92.1
	600100967	9424100	MADIBA HIGH SCHOOL	1	15	15	100.0	0	15	14	93.3	0	9	9	100.0
	600100984	9424102	MAFIKENG HIGH SCHOOL	4	85	75	88.2	0	84	76	90.5	2	89	81	91.0
	600103606	9444112	MARUAPULA SECONDARY SCHOOL	1	34	30	88.2	0	32	26	81.3	9	37	29	78.4
	600104037	9434115	MASELWANYANE HIGH SCHOOL	1	28	20	71.4	0	37	30	81.1	6	41	36	87.8
	600101169	9444117	MATTHEWS MANGOPE HIGH SCHOOL	1	17	17	100.0	2	44	40	90.9	16	16	16	100.0
	600101207	9424120	MMABATHO HIGH SCHOOL	4	127	117	92.1	18	185	177	95.7	11	177	172	97.2
	600101210	9444123	MMAJANE SEC SCHOOL	2	65	43	66.2	16	93	59	63.4	27	51	47	92.2
	600101213	9444124	MMAKGAJE SECONDARY SCHOOL	2	10	2	20.0	0	23	21	91.3	2	21	20	95.2
	600101240	9434127	MMOLEDI HIGH SCHOOL	2	71	66	93.0	0	53	47	88.7	40	69	50	72.5
	600101251	9424129	MOCOCE HIGH SCHOOL	2	65	63	96.9	4	67	63	94.0	8	73	72	98.6
	600101274	9402218	MOEDWIL SECONDARY SCHOOL	1	24	23	95.8	0	30	28	93.3	16	55	47	85.5
	600101275	9402100	MOEFI HIGH SCHOOL	2	24	20	83.3	0	52	36	69.2	47	59	55	93.2
	600101283	9434130	MOGAKOLODI-MASIBI COMPR SCHOOL	1	44	44	100.0	25	35	32	91.4	1	34	29	85.3
	600101315	9444135	MOKGAKALA HIGH SCHOOL	2	64	51	79.7	0	89	44	49.4	71	49	34	69.4

District Name	EMIS No	Centre No	Centre Name	Quintile	2014			2015				2016			
					Wrote	Achieved	% Achieved	No Progressed	Wrote	Achieved	% Achieved	No Progressed	Wrote	Achieved	% Achieved
NGAKA M. MOLEMA DISTRICT	600101029	9444136	MOKGOJWA INTERMEDIATE SCHOOL	2	16	10	62.5	14	33	26	78.8	2	17	17	100.0
	600105254	9424476	MOLELWANE SECONDARY SCHOOL	3	75	65	86.7	12	165	133	80.6	26	133	118	88.7
	600101374	9402108	MORARE SCHOOL	3	67	62	92.5	0	78	67	85.9	2	74	72	97.3
	600101376	9414140	MORE SEC SCHOOL	1	19	17	89.5	8	51	51	100.0	4	62	56	90.3
	600101395	9444142	MOSEKAPHOFU SECONDARY SCHOOL	1	29	19	65.5	26	54	30	55.6	18	24	22	91.7
	600101406	9434144	MOSIKARE SECONDARY SCHOOL	1	93	65	69.9	12	74	58	78.4	23	133	101	75.9
	600101420	9434146	MOTHIBINYANE HIGH SCHOOL	2	27	27	100.0	0	68	58	85.3	8	59	54	91.5
	600101434	9402110	MOTLHAPUTSENG SCHOOL	3	95	86	90.5	0	139	129	92.8	14	80	78	97.5
	600101439	9444148	MOTSAALORE SECONDARY SCHOOL	1	46	34	73.9	0	62	37	59.7	48	39	34	87.2
	600101458	9444149	MOTSWEDI HIGH SCHOOL	3	218	195	89.4	0	306	214	69.9	27	274	198	72.3
	600101459	9424150	MOTUBA HIGH SCHOOL	1	46	38	82.6	6	68	51	75.0	31	63	44	69.8
	600101467	9402113	MPHE-BANA SECONDARY SCHOOL	2	113	96	85.0	16	163	140	85.9	9	168	134	79.8
	600101475	9444152	MPOLOKANG HIGH SCHOOL	1	81	75	92.6	4	124	78	62.9	33	66	46	69.7
	600100843	9444153	N R MANDELA COMM SEC SCHOOL	2	30	23	76.7	31	69	44	63.8	16	31	20	64.5
	600101501	9444154	NGOTWANA SEC SCHOOL	3	64	48	75.0	4	70	38	54.3	0	64	35	54.7
	600101528	9444157	NTEBOGANG SECONDARY SCHOOL	3	38	31	81.6	40	101	46	45.5	24	52	34	65.4
	600104266	9424259	ONKGOPOTSE TIRO COMP SCHOOL	1	46	43	93.5	0	50	35	70.0	5	42	35	83.3
	600101619	9444165	PHAKEDI HIGH SCHOOL	3	33	25	75.8	11	55	39	70.9	18	66	52	78.8
	600101630	9444166	PHATLHOSO HIGH SCHOOL	3	10	9	90.0	0	16	12	75.0	1	10	9	90.0
	600101695	9434171	R A KOBUE HIGH SCHOOL	1	56	51	91.1	0	94	83	88.3	8	81	71	87.7
	600101720	9434175	RAMAINE HIGH SCHOOL	3	45	43	95.6	12	55	45	81.8	47	52	44	84.6
	600101728	9444177	RAMATU HIGH SCHOOL	3	92	80	87.0	0	142	127	89.4	12	116	109	94.0
	600101742	9444179	RAMOTSHERE HIGH SCHOOL	3	131	108	82.4	28	185	116	62.7	32	160	143	89.4
	600104268	9335162	REABETSWE SECONDARY SCHOOL	3	99	93	93.9	0	172	167	97.1	35	160	133	83.1
	600101782	9444183	REARABILWE SECONDARY SCHOOL	1	91	79	86.8	1	78	61	78.2	18	96	83	86.5
	600104292	9414475	REBONEILWE SECONDARY SCHOOL	3	54	52	96.3	0	87	81	93.1	43	131	109	83.2
	600101786	9424186	REDIBONE SECONDARY SCHOOL	4				0	52	48	92.3	4	63	59	93.7
	600101789	9402146	REEBONE SEC SCHOOL	2	83	65	78.3	10	82	53	64.6	20	97	81	83.5

District Name	EMIS No	Centre No	Centre Name	Quintile	2014			2015				2016			
					Wrote	Achieved	% Achieved	No Progressed	Wrote	Achieved	% Achieved	No Progressed	Wrote	Achieved	% Achieved
NGAKA M. MOLEMA DISTRICT	600101801	9414188	REGOLOTSWE HIGH SCHOOL	3	92	73	79.3	36	175	145	82.9	98	66	62	93.9
	600101809	9402147	REIPUSENG HIGH SCHOOL	3	29	28	96.6	0	66	64	97.0	13	42	37	88.1
	600101871	9424196	S C KGOBOKOE HIGH SCHOOL	2	46	38	82.6	33	90	50	55.6	7	38	38	100.0
	600101875	9444198	SAKALENGWE HIGH SCHOOL	3	7	5	71.4	3	15	9	60.0	0	9	8	88.9
	600101915	9402159	SEFUTSWELO HIGH SCHOOL	1	68	45	66.2	8	58	48	82.8	7	24	22	91.7
	600101930	9424205	SEJANKABO HIGH SCHOOL	2	100	86	86.0	0	130	86	66.2	24	37	34	91.9
	600101948	9434208	SELEJE SECONDARY SCHOOL	1	19	19	100.0	0	15	14	93.3	2	40	39	97.5
	600105353	9434210	SETILO SECONDARY SCHOOL	3								53	73	56	76.7
	600104248	9424211	SETLOPO SCIENCE and COMM SCHOOL	2	75	68	90.7	5	113	80	70.8	0	113	88	77.9
	600101982	9424212	SETUMO HIGH SCHOOL	2	154	119	77.3	0	180	109	60.6	92	118	90	76.3
	600101987	9402166	SEWAGODIMO TECH AND COMM HIGH	3	25	23	92.0	2	33	30	90.9	42	63	58	92.1
	600104106	9424216	SOL PLAATJE SECONDARY SCHOOL	4	139	136	97.8	0	171	158	92.4	5	144	137	95.1
	600102028	9424218	ST MARY'S SEC SCHOOL	4	61	58	95.1	0	69	66	95.7	2	68	68	100.0
	600100430	9402172	SWARTRUGGENS COMBINED	4	18	18	100.0	0	19	16	84.2	0	22	21	95.5
	600102060	9414219	TAU-RAPULANA HIGH SCHOOL	1	105	82	78.1	74	108	73	67.6	51	53	45	84.9
	600102068	9424221	TETLANO SECONDARY SCHOOL	3								0	43	26	60.5
	600102090	9402175	THEBE-YA-TLHAJWA MIDDLE SCHOOL	1	36	32	88.9	0	65	64	98.5	9	55	54	98.2
	600102123	9404227	THUTO-KE-MATLA SECONDARY SCHOOL	3	11	11	100.0	4	20	19	95.0	6	18	15	83.3
	600102135	9424229	TIEGO TAWANA SECONDARY SCHOOL	2								0	44	32	72.7
	600102407	9434254	TLAMELANG SPECIAL SCHOOL	99	5	5	100.0	0	7	1	14.3	3	3	3	100.0
	600102165	9444235	TLHAOLE HIGH SCHOOL	3	116	95	81.9	40	202	120	59.4	52	73	65	89.0
	600102271	9414248	TSWELELOPELE HIGH SCHOOL	3	66	50	75.8	59	112	68	60.7	55	45	45	100.0
	600102360	9434250	Z M SEATLHOLO HIGH SCHOOL	2	48	48	100.0	0	35	35	100.0	21	64	58	90.6
	600105069	9444278	ZEERUST COMBINED SCHOOL	4	44	39	88.6	0	82	73	89.0	3	58	48	82.8
	600102353	9444251	ZEERUST HIGH SCHOOL	5	124	120	96.8	0	95	95	100.0	0	102	94	92.2

## Northern Cape



District Name	EMIS No	Centre No	Centre Name	Quintile	2014			2015				2016			
					Wrote	Achieved	% Achieved	No Progressed	Wrote	Achieved	% Achieved	No Progressed	Wrote	Achieved	% Achieved
Frances Baard	300012601	2012601	H/Landbouskool Noord-Kaapland	5	33	30	90.9	0	30	27	90.0	0	38	36	94.7
	300017302	2017302	H/SCHOOL BANKSDRIFT	1	120	64	53.3	67	155	69	44.5	131	80	59	73.8
	300013401	2013401	H/SCHOOL BORESETSE	3	163	88	54.0	36	122	67	54.9	21	125	67	53.6
	300013302	2013302	H/SCHOOL DIKGATLONG	1	43	30	69.8	0	53	34	64.2	28	49	33	67.3
	300015406	2015406	H/SCHOOL E P LEKHELA	2	86	62	72.1	70	124	34	27.4	42	82	49	59.8
	300010706	2010706	H/SCHOOL ELIZABETH CONRADIE	99	16	14	87.5	0	15	15	100.0	3	21	19	90.5
	300011303	2011303	H/SCHOOL EMANG MMOGO	2	105	66	62.9	0	120	85	70.8	18	135	82	60.7
	300011401	2011401	H/SCHOOL FLOORS HIGH	4	106	93	87.7	11	156	114	73.1	34	111	84	75.7
	300017407	2017407	H/SCHOOL FLOORS NO2	3				41	39	22	56.4	4	62	35	56.5
	300016403	2016403	H/SCHOOL GREENPOINT	3	42	29	69.0	9	87	38	43.7	0	82	40	48.8
	300012402	2012402	H/SCHOOL HOMEVALE	3	194	114	58.8	18	273	146	53.5	22	184	125	67.9
	600100690	2100690	H/SCHOOL KGOMOTSO	2	286	180	62.9	40	253	150	59.3	46	217	173	79.7
	300017404	2017404	H/SCHOOL MOGOMOTSI	1	112	85	75.9	15	152	115	75.7	54	101	88	87.1
	300101600	2101600	H/SCHOOL PAMPIERSTAD	3	179	162	90.5	40	209	193	92.3	42	246	194	78.9
	300014402	2014402	H/SCHOOL ST BONIFACE	99	140	131	93.6	3	159	145	91.2	0	176	163	92.6
	300016402	2016402	H/SCHOOL TETLANYO	2	98	89	90.8	0	104	97	93.3	25	143	127	88.8
	300012403	2012403	H/SCHOOL THABANE	2	67	53	79.1	12	60	32	53.3	30	70	63	90.0
	300017405	2017405	H/SCHOOL TLHWAHALANG	1	129	69	53.5	106	283	120	42.4	93	136	74	54.4
	300015405	2015405	H/SCHOOL TSHIRELECO	2	72	48	66.7	0	113	63	55.8	38	57	38	66.7
	300012404	2012404	H/SCHOOL VUYOLWETHU	2	167	109	65.3	1	191	154	80.6	40	183	140	76.5
	300014403	2014403	H/SCHOOL WILLIAM PESCOD	4	129	96	74.4	9	210	142	67.6	16	118	97	82.2
	300012401	2012401	H/skool Adamantia	5	83	83	100.0	0	88	87	98.9	8	80	80	100.0
	300012301	2012301	H/skool Barkly-Wes	3	60	37	61.7	11	99	40	40.4	17	78	42	53.8
	300011304	2011304	H/skool Delportshoop	3	30	17	56.7	0	93	53	57.0	31	57	37	64.9
	300015401	2015401	H/skool Diamantveld	5	132	129	97.7	0	134	132	98.5	0	140	140	100.0
	300017401	2017401	H/skool Hartswater	4	62	60	96.8	2	65	63	96.9	12	62	62	100.0
	300011402	2011402	H/skool Noord-Kaap	5	165	162	98.2	3	199	189	95.0	4	179	176	98.3
	300015404	2015404	H/skool Pescodia	3	104	71	68.3	0	166	79	47.6	51	110	85	77.3
	300014303	2014303	H/skool Rietvale	1	64	41	64.1	62	119	42	35.3	37	34	32	94.1
	300017402	2017402	H/skool Vaalharts	5	39	38	97.4	0	63	61	96.8	0	38	36	94.7
	300013402	2013402	H/skool Vaalrivier	5	21	21	100.0	0	27	26	96.3	2	21	20	95.2
	300017403	2017403	H/skool Warrenton	4	19	19	100.0	0	36	25	69.4	3	26	21	80.8
	300017305	2017305	H/skool Warrenvale	2	30	18	60.0	0	29	21	72.4	8	21	20	95.2
300011501	2011501	H/Tegniese Skool Kimberley	5	92	79	85.9	0	113	97	85.8	5	112	87	77.7	

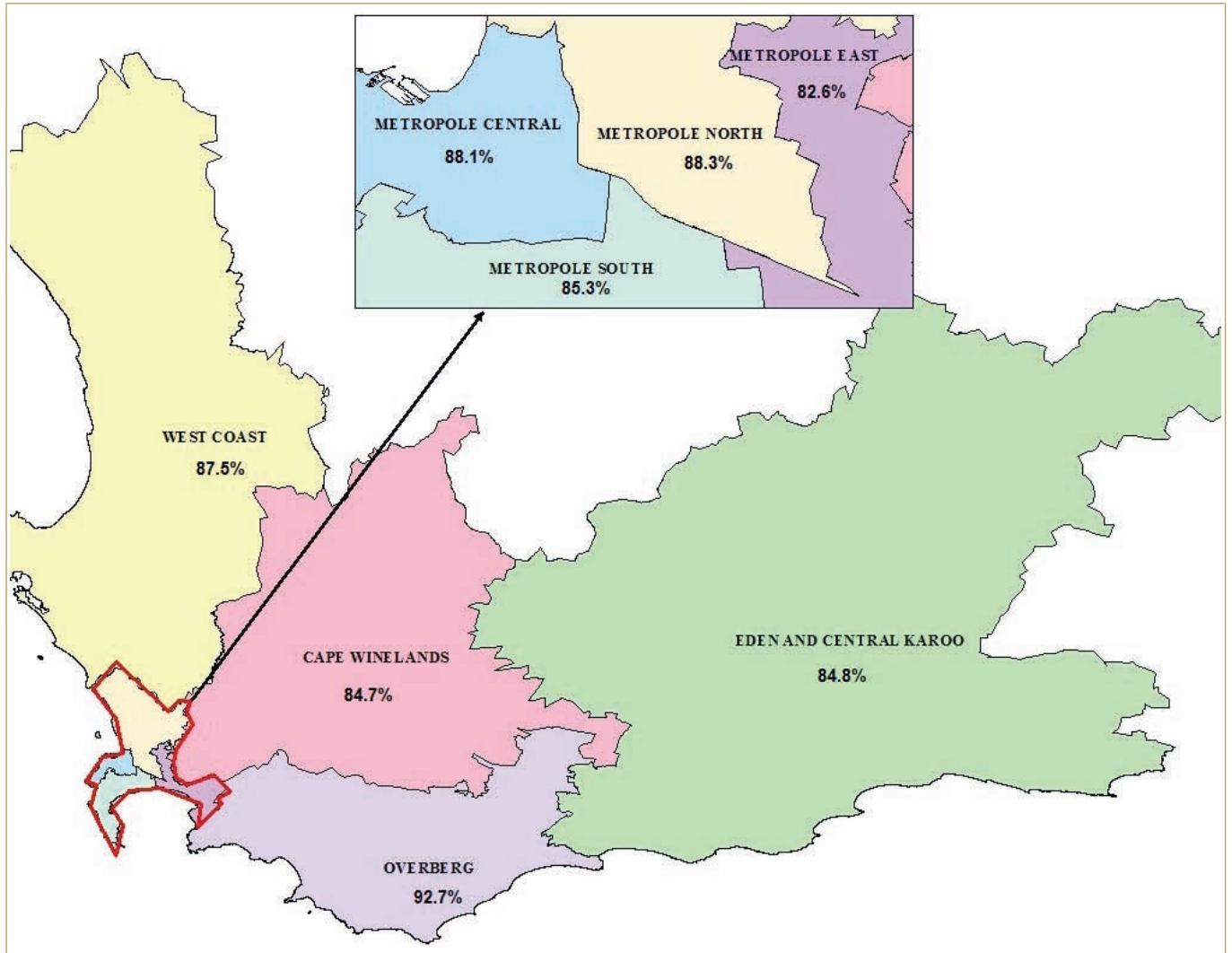
District Name	EMIS No	Centre No	Centre Name	Quintile	2014			2015				2016			
					Wrote	Achieved	% Achieved	No Progressed	Wrote	Achieved	% Achieved	No Progressed	Wrote	Achieved	% Achieved
Frances Baard	300016302	2016302	Ixunkhwesa Combined School	1	13	6	46.2	8	22	7	31.8	6	36	12	33.3
	300015403	2015403	Kimberley Boys' High School	5	74	67	90.5	9	86	83	96.5	14	62	58	93.5
	300011403	2011403	Kimberley Girls' High School	5	124	124	100.0	0	119	119	100.0	2	123	123	100.0
	300010705	2010705	Re Tlameleng Special School	99	3	3	100.0	0	4	0	0.0	8	5	5	100.0
	300012304	2012304	Reakantswe Intermediate School	1	28	22	78.6	0	33	23	69.7	3	40	31	77.5
	300017307	2017307	ST Cyprian's Grammar School	99	13	12	92.3	0	14	13	92.9	0	23	21	91.3
John Taolo Gaetsewe	300100037	2100037	H/SCHOOL BA-GALOTLHARE	1				0	9	9	100.0	19	84	28	33.3
	600104042	2104042	H/SCHOOL BA-GA-PHADIMA	3				0	22	15	68.2	0	49	14	28.6
	600100055	2100055	H/SCHOOL BAITIREDI TECH	3	104	94	90.4	56	146	80	54.8	124	70	46	65.7
	300045219	2045219	H/SCHOOL BANKHARA BODULONG	1	30	30	100.0	32	53	42	79.2	22	82	69	84.1
	600100095	2100095	H/SCHOOL BATLHARO-TLHAPING	3	177	143	80.8	67	190	117	61.6	117	166	127	76.5
	600100557	2100557	H/SCHOOL BOTHITHONG	1				0	36	29	80.6	0	29	20	69.0
	600100271	2100271	H/SCHOOL DIBOTSWA	1				0	62	59	95.2	64	96	78	81.3
	600100397	2100397	H/SCHOOL GALALETSANG	3	114	80	70.2	42	166	94	56.6	75	138	74	53.6
	300044208	2044208	H/SCHOOL GAMAGARA	1	29	15	51.7	30	72	33	45.8	25	45	31	68.9
	600100526	2100526	H/SCHOOL IKAKANYENG	1	18	9	50.0	5	26	19	73.1	14	22	9	40.9
	300100573	2100573	H/SCHOOL ITLOTLENG	1	47	21	44.7	21	65	25	38.5	2	61	35	57.4
	600100769	2100769	H/SCHOOL K P TOTO TECH & COMM	1	78	62	79.5	20	61	22	36.1	49	37	31	83.8
	600100774	2100774	H/SCHOOL K S SHUPING	1	48	35	72.9	29	70	46	65.7	64	34	17	50.0
	600100646	2100646	H/SCHOOL KEGOMODITSWE	1				0	16	15	93.8	4	26	22	84.6
	600100873	2100873	H/SCHOOL LESEDI	1	43	34	79.1	51	112	63	56.3	88	101	77	76.2
	600101402	2101402	H/SCHOOL MOSHAWENG	1								29	19	14	73.7
	300101486	2101486	H/SCHOOL NAMETSEGANG	1				0	105	74	70.5	32	107	75	70.1
	300101562	2101562	H/SCHOOL OLEBOGENG	1	21	20	95.2	1	34	30	88.2	35	39	22	56.4
	600101617	2101617	H/SCHOOL PHAKANE	3	50	24	48.0	54	69	21	30.4	19	61	25	41.0
	300101655	2101655	H/SCHOOL PITSO-JANTJIE	3	71	47	66.2	102	139	62	44.6	49	84	73	86.9
	300101821	2101821	H/SCHOOL REKGARATLHILE	3	85	40	47.1	79	134	62	46.3	80	97	74	76.3
	600101827	2101827	H/SCHOOL REMMOGO	3	127	93	73.2	86	208	105	50.5	82	118	95	80.5
	600101920	2101920	H/SCHOOL SEGOPOTSO	3				0	20	20	100.0	1	18	14	77.8
	300045401	2045401	H/skool Kalahari	5	131	115	87.8	5	176	155	88.1	2	185	161	87.0
	300044402	2044402	H/skool Kathu	5	126	112	88.9	11	142	124	87.3	36	166	136	81.9



District Name	EMIS No	Centre No	Centre Name	Quintile	2014			2015				2016			
					Wrote	Achieved	% Achieved	No Progressed	Wrote	Achieved	% Achieved	No Progressed	Wrote	Achieved	% Achieved
John Taolo Gaetsewe	300044302	2044302	H/skool Langberg	3	53	30	56.6	36	51	23	45.1	20	45	19	42.2
	300045403	2045403	H/skool Wrenchville	3	45	18	40.0	9	121	82	67.8	12	71	51	71.8
	0	2045209	HOTAZEL COLLEGE	99				0	14	12	85.7	0	12	12	100.0
	300045303	2045303	Hotazel Combined School	3	24	12	50.0	14	46	24	52.2	9	25	19	76.0
	300051301	2051301	KURUMAN CHRISTIAN ACADAMY	99				0	11	11	100.0	0	9	9	100.0
Namaqua	300032302	2032302	F J Smit Intermediate School	5	31	26	83.9	7	44	23	52.3	4	19	16	84.2
	300034206	2034206	H/skool Aggeneys	5	22	21	95.5	0	16	15	93.8	0	22	22	100.0
	300031402	2031402	H/skool Alexanderbaai	5	32	29	90.6	0	39	36	92.3	1	36	33	91.7
	300034304	2034304	H/skool Boesmanland	4	60	42	70.0	7	58	41	70.7	15	45	38	84.4
	300031401	2031401	H/skool Concordia	4	93	84	90.3	0	98	94	95.9	1	96	91	94.8
	300033301	2033301	H/skool Fraserburg	2	14	14	100.0	0	19	17	89.5	2	17	17	100.0
	300033302	2033302	H/skool Garies	5	31	28	90.3	5	41	27	65.9	4	37	33	89.2
	300033401	2033401	H/skool Hantam	4	68	57	83.8	12	98	66	67.3	11	69	61	88.4
	300032305	2032305	H/skool Kharkhams	1	41	37	90.2	5	47	42	89.4	7	46	45	97.8
	300033211	2033211	H/skool Loeriesfontein	4	22	17	77.3	0	19	8	42.1	1	13	11	84.6
	300031302	2031302	H/skool Nababeep	5	68	47	69.1	0	62	45	72.6	0	38	32	84.2
	300032401	2032401	H/skool Namakwaland	5	62	61	98.4	0	80	79	98.8	0	74	74	100.0
	300034309	2034309	H/skool O'kiep	4	53	42	79.2	0	65	53	81.5	5	57	46	80.7
	300032308	2032308	H/skool Port Nolloth	4	58	38	65.5	7	50	23	46.0	2	42	35	83.3
	300033313	2033313	H/skool Protea	2	17	15	88.2	0	20	16	80.0	1	21	20	95.2
	300032402	2032402	H/skool S A Van Wyk	5	54	41	75.9	0	80	53	66.3	0	57	48	84.2
	300031403	2031403	H/skool Steinkopf	4	87	66	75.9	4	77	67	87.0	0	92	83	90.2
	300033303	2033303	H/skool Sutherland	4	9	9	100.0	0	17	14	82.4	2	14	13	92.9
	300033304	2033304	H/skool Williston	4	29	24	82.8	8	21	18	85.7	0	23	23	100.0
	300034401	2034401	St Anna Privaatskool	99	30	24	80.0	0	15	8	53.3	0	28	25	89.3
Pixley Ka Seme	300011404	2011404	H/SCHOOL BONGANI	2	48	43	89.6	65	87	55	63.2	14	50	36	72.0
	300023401	2023401	H/SCHOOL ENOCH MTHETHO	2	36	11	30.6	24	33	14	42.4	6	14	5	35.7
	300021403	2021403	H/SCHOOL MONWABISI	3	70	51	72.9	12	67	50	74.6	10	84	62	73.8
	300023402	2023402	H/SCHOOL PHAKAMISANI	2	39	14	35.9	24	43	20	46.5	12	26	21	80.8
	300021208	2021208	H/SCHOOL PHILIPSTOWN	1	17	13	76.5	12	25	21	84.0	8	27	21	77.8
	300023403	2023403	H/SCHOOL UMSO	2	77	44	57.1	103	84	69	82.1	31	66	55	83.3
	300024401	2024401	H/skool Carnarvon	4	60	44	73.3	34	87	71	81.6	10	68	56	82.4
	300023302	2023302	H/skool Colesberg	4	30	30	100.0	3	31	30	96.8	0	41	40	97.6
	300021401	2021401	H/skool De Aar	5	75	75	100.0	0	57	56	98.2	0	67	66	98.5
	300011305	2011305	H/skool Douglas	5	34	34	100.0	0	33	32	97.0	1	23	23	100.0
	300022402	2022402	H/skool Gariep	4	62	56	90.3	0	119	99	83.2	6	80	74	92.5
	300022301	2022301	H/skool Hopetown	4	23	23	100.0	0	29	29	100.0	0	24	24	100.0
	300016401	2016401	H/skool Karrikamma	2	60	39	65.0	20	85	37	43.5	7	43	36	83.7

District Name	EMIS No	Centre No	Centre Name	Quintile	2014			2015				2016			
					Wrote	Achieved	% Achieved	No Progressed	Wrote	Achieved	% Achieved	No Progressed	Wrote	Achieved	% Achieved
Pixley Ka Seme	300021404	2021404	H/skool Orion	2	88	48	54.5	0	87	61	70.1	0	97	86	88.7
	300021402	2021402	H/skool Petrusville	1	39	31	79.5	0	74	57	77.0	1	68	50	73.5
	300022302	2022302	H/skool Prieska	5	31	30	96.8	0	32	32	100.0	0	27	27	100.0
	300024303	2024303	H/skool Richmond	4	41	27	65.9	13	56	32	57.1	13	50	37	74.0
	300022305	2022305	H/skool Steynville	3	68	63	92.6	0	91	73	80.2	2	59	53	89.8
	300022303	2022303	H/skool Theron	2	16	9	56.3	3	57	35	61.4	3	44	23	52.3
	300021405	2021405	H/skool Veritas	2	74	43	58.1	0	80	66	82.5	7	64	54	84.4
	300024307	2024307	H/skool Victoria-Wes	2	38	23	60.5	3	47	35	74.5	13	49	45	91.8
	300011302	2011302	H/skool Weslaan	4	76	67	88.2	26	151	118	78.1	27	108	84	77.8
	300023303	2023303	Noupoort Gekombineerde Skool	4	29	24	82.8	9	36	26	72.2	12	20	16	80.0
	300022307	2022307	Strydenburg Combined School	2	15	12	80.0	2	22	21	95.5	0	18	18	100.0
	300017304	2017304	Vaalharts Gekombineerde Skool	1	18	11	61.1	0	35	21	60.0	15	28	19	67.9
	300024304	2024304	Victoria-Wes Gekombineerde Skool	2	32	27	84.4	9	37	32	86.5	2	37	28	75.7
	Z F MGCWU	300041401	2041401	H/skool A J Ferreira	4	79	58	73.4	66	124	90	72.6	25	112	102
300044401		2044401	H/skool Blinkklip	4	124	87	70.2	1	112	88	78.6	4	181	129	71.3
300033402		2033402	H/skool Calvinia	5	40	33	82.5	3	42	26	61.9	0	38	38	100.0
300043401		2043401	H/skool Carlton van Heerden	4	180	150	83.3	54	174	128	73.6	58	157	129	82.2
300045302		2045302	H/skool Danielskuil	5	84	76	90.5	14	104	99	95.2	8	110	105	95.5
300041402		2041402	H/skool Duineveld	5	153	148	96.7	0	164	163	99.4	0	167	165	98.8
300043402		2043402	H/skool Groblershoop	4	93	77	82.8	36	113	86	76.1	9	103	75	72.8
300043303		2043303	H/skool Kakamas	4	130	78	60.0	25	206	101	49.0	20	124	93	75.0
300042303		2042303	H/skool Keimoes	4	59	44	74.6	5	57	40	70.2	1	59	49	83.1
300034305		2034305	H/skool Kenhardt	2	40	28	70.0	13	50	38	76.0	0	50	45	90.0
300045402		2045402	H/skool Kuilsville	4	81	63	77.8	33	115	57	49.6	68	98	83	84.7
300043403		2043403	H/skool Martin Oosthuizen	5	37	37	100.0	0	46	46	100.0	6	42	42	100.0
300042401		2042401	H/skool Oranjezicht	4	102	73	71.6	73	189	95	50.3	10	172	89	51.7
300044403		2044403	H/skool Postmasburg	5	48	44	91.7	0	53	52	98.1	0	76	76	100.0
300041301		2041301	H/skool Rietfontein	1	59	35	59.3	4	70	48	68.6	0	52	35	67.3
300043306		2043306	H/skool S C Kearns	4	140	99	70.7	42	185	127	68.6	0	148	84	56.8
300042403		2042403	H/skool Saul Damon	3	168	100	59.5	133	183	95	51.9	37	183	141	77.0
300041403		2041403	H/skool Upington	5	120	118	98.3	2	120	120	100.0	3	105	105	100.0
300042402		2042402	Pabellelo High School	1	48	39	81.3	36	107	81	75.7	7	69	61	88.4
300044404		2044404	Ratang-Thuto High School	2	68	59	86.8	0	65	52	80.0	23	109	80	73.4

## Western Cape



District Name	EMIS No	Centre No	Centre Name	Quintile	2014			2015				2016			
					Wrote	Achieved	% Achieved	No Progressed	Wrote	Achieved	% Achieved	No Progressed	Wrote	Achieved	% Achieved
CAPE WINELANDS	108007173	1007746	AL-AZHAR INSTITUTE OF PAARL	2	5	4	80.0	0	5	5	100.0	0	8	6	75.0
	127041104	1008802	ASHTON PUBLIC COMBINED	2	35	33	94.3	3	42	40	95.2	0	60	59	98.3
	127333522	1008803	ASHTON SEK. SKOOL	3	97	67	69.1	21	126	85	67.5	16	142	100	70.4
	126333581	1008805	BELLA VISTA HS.	4	117	102	87.2	0	155	125	80.6	0	150	122	81.3
	112473340	1007701	BERGRIVIER SEK.	4	114	80	70.2	12	162	141	87.0	2	141	114	80.9
	109310202	1007702	BLOEMHOF HS.	5	137	137	100.0	0	140	140	100.0	0	137	137	100.0
	108306202	1007703	BOLAND LANDBOUSKOOL	5	68	68	100.0	0	67	67	100.0	0	69	69	100.0
	117312202	1008806	BONNIEVALE HS.	4	54	54	100.0	4	61	61	100.0	0	67	67	100.0
	100000265	1008807	BRANDVLEI YOUTH CENTRE					0	9	6	66.7	0	10	8	80.0
	130333352	1008809	BRE   RIVIER HS.	4	186	138	74.2	42	233	190	81.5	9	190	161	84.7
	126333034	1008810	CERES SEK.	4	132	95	72.0	14	206	152	73.8	5	200	132	66.0
	108473480	1007704	CHARLESTON HILL SEK.	2	156	86	55.1	41	139	85	61.2	38	118	85	72.0
	126310214	1008811	CHARLIE HOFMEYR HS.	5	98	96	98.0	0	114	114	100.0	1	97	96	99.0
	109323535	1007705	CLOETESVILLE HS.	4	152	119	78.3	47	196	154	78.6	0	146	108	74.0
	130333409	1008812	DE KRUISE SEK.	1	58	44	75.9	11	63	60	95.2	5	76	62	81.6
	130315604	1008813	DE LA BAT-SKOOL		4	4	100.0	0	6	6	100.0	4	16	13	81.3
	130042202	1007706	DESMOND MPIOLO TUTU SEC.	1	160	122	76.3	52	200	154	77.0	34	234	145	62.0
	130303201	1008815	DROSTDY HTS.	5	141	140	99.3	0	170	170	100.0	0	158	158	100.0
	130333344	1008818	ESSELENPARK SEK.	4	192	170	88.5	24	269	215	79.9	5	215	171	79.5
	108312212	1007707	FRANSCHHOEK HS.	4	31	28	90.3	0	32	31	96.9	1	39	38	97.4
	108310233	1007708	GIMNASIUM HS. (PAARL)	5	211	210	99.5	0	229	229	100.0	0	219	218	99.5
	130312220	1008820	GOUDINI HS.	5	34	23	67.6	2	31	28	90.3	1	44	38	86.4
	108473502	1007710	GROENDAL SEK.	1	109	94	86.2	5	150	122	81.3	4	143	105	73.4
	130312225	1008827	HEXVALLEI HS.	5	27	26	96.3	0	26	26	100.0	0	29	29	100.0
	130333557	1008828	HEXVALLEI SEK.	2	124	104	83.9	59	175	135	77.1	34	155	125	80.6
	108310249	1007716	HOER JONGENSKOOL PAARL	5	178	177	99.4	0	172	172	100.0	1	177	177	100.0
	112310243	1007715	HUGENOTE HS.	5	148	148	100.0	0	163	162	99.4	0	151	150	99.3
	130007282	1007778	IHLUMELO JUN SEK	1	204	108	52.9	62	174	111	63.8	3	132	96	72.7
	126041327	1008829	IINGCINGA ZETHU SEC	1	124	54	43.5	0	149	77	51.7	28	132	72	54.5
	109042106	1007717	KAYAMANDI SEC.	1	142	97	68.3	19	179	153	85.5	10	213	176	82.6
	108473367	1007719	KLEIN NEDERBURG SEK.	4	223	198	88.8	22	238	222	93.3	20	229	201	87.8
	108473499	1007720	KYLEMORE SEK.	2	107	73	68.2	16	133	97	72.9	7	113	86	76.1
	108310254	1007722	LA ROCHELLE MEISIES HS.	5	106	106	100.0	0	111	111	100.0	0	113	113	100.0
	108310257	1007721	LABORI HS.	5	76	71	93.4	0	81	79	97.5	0	93	92	98.9
	128333026	1008832	LANGEBERG SEK.	3	190	142	74.7	32	213	175	82.2	36	219	174	79.5

District Name	EMIS No	Centre No	Centre Name	Quintile	2014			2015				2016				
					Wrote	Achieved	% Achieved	No Progressed	Wrote	Achieved	% Achieved	No Progressed	Wrote	Achieved	% Achieved	
CAPE WINELANDS	100000436	1008918	LANGERUGSKOOL					0	12	6	50.0	0	8	8	100.0	
	109323411	1007723	LUCKHOFF SEK.	4	112	94	83.9	0	129	90	69.8	2	152	108	71.1	
	109324167	1007730	MAKUPULA SEC.	1	79	64	81.0	47	133	100	75.2	22	99	87	87.9	
	128041108	1008834	MASAKHEKE COMBINED	2	38	27	71.1	6	49	29	59.2	9	41	33	80.5	
	127310261	1008835	MONTAGU HS.	4	74	74	100.0	7	101	99	98.0	0	72	72	100.0	
	130310263	1008836	MONTANA HS.	5	103	103	100.0	1	93	91	97.8	0	108	107	99.1	
	108473375	1007727	NEW ORLEANS SEK.	3	245	202	82.4	0	289	243	84.1	13	236	205	86.9	
	108473383	1007728	NOORDER-PAARL SEK.	3	177	139	78.5	13	190	162	85.3	27	211	188	89.1	
	108312236	1007729	PAARL GIRLS HS.	5	89	89	100.0	0	86	86	100.0	0	82	82	100.0	
	109310275	1007732	PAUL ROOS GIMNASIUM	5	226	224	99.1	0	245	244	99.6	0	223	221	99.1	
	108473391	1007733	PAULUS JOUBERT SEK.	2	151	134	88.7	22	179	157	87.7	3	190	164	86.3	
	130315610	1008840	PIONIER-SKOOL		14	14	100.0	1	4	2	50.0	0	8	8	100.0	
	109310282	1007734	RHENISH GIRLS' HS.	5	129	129	100.0	1	144	144	100.0	0	139	139	100.0	
	128310285	1008843	ROBERTSON HS.	5	88	88	100.0	1	81	80	98.8	0	77	76	98.7	
	129333433	1008844	ROODEZANDT SEK.	3	81	70	86.4	17	106	89	84.0	15	97	77	79.4	
	126333425	1008845	SKURWEBERG SEK.	3	115	89	77.4	38	129	79	61.2	6	102	80	78.4	
	109310299	1007737	STELLENBOSCH HS.	5	140	139	99.3	0	148	148	100.0	0	106	106	100.0	
	109007537	1008919	STELLENBOSCH WALDORF SCHOOL	1								0	15	14	93.3	
	109323306	1007738	STELLENZICHT SEK.	2	54	39	72.2	30	81	41	50.6	0	58	50	86.2	
	108007589	1007763	TERSIA THERON PRIVAATSKOOL		5	4	80.0	0	1	1	100.0	0	4	3	75.0	
	129312252	1008850	TULBAGH HS.	5	22	22	100.0	1	24	24	100.0	0	29	29	100.0	
	130041107	1008851	VAN CUTSEM COMBINED SCHOOL	1	68	43	63.2	18	58	44	75.9	7	72	52	72.2	
	130041103	1008853	VUSISIZWE SEC	1	205	130	63.4	120	236	126	53.4	54	220	160	72.7	
	129330566	1008855	WAVEREN HS	5	79	54	68.4	25	82	44	53.7	41	77	44	57.1	
	112473537	1005565	WELLINGTON SEC.	3	204	171	83.8	48	196	152	77.6	6	146	123	84.2	
	112473448	1007744	WELTEVREDE SEK.	4	60	43	71.7	5	90	68	75.6	6	91	68	74.7	
	129333530	1008866	WOLSELEY SEK.	4	60	49	81.7	17	123	97	78.9	24	78	69	88.5	
	130310235	1008859	WORCESTER GIMNASIUM	5	184	180	97.8	0	188	186	98.9	0	199	197	99.0	
	130333395	1008861	WORCESTER SEK.	2	170	124	72.9	24	221	181	81.9	30	180	125	69.4	
	EDEN & CENTRAL KAROO	121112200	1003301	ALBERTINIA HS.	4	31	30	96.8	1	42	42	100.0	0	39	38	97.4
		124007217	1003391	AURIAL COLLEGE	3	65	55	84.6	0	76	63	82.9	0	71	63	88.7
		139363316	1003302	BASTIAANSE SEK.	3	140	83	59.3	22	158	107	67.7	3	146	107	73.3
		139363030	1003351	BEAUFORT-WES SEK.	3	176	140	79.5	16	188	149	79.3	20	193	150	77.7
124353361		1003304	BRIDGTON SEK.	3	200	167	83.5	8	216	193	89.4	66	217	204	94.0	
122112206		1003305	CALITZDORP HS.	4	40	39	97.5	0	48	45	93.8	5	41	40	97.6	
100000266		1003421	CONCORDIA HIGH SCHOOL	2	115	75	65.2	5	148	101	68.2	14	167	92	55.1	
124353491		1003384	DE RUST SEK.	1	45	41	91.1	4	63	58	92.1	4	50	49	98.0	
124353418		1003308	DYSSELSDORP SEK.	1	101	74	73.3	4	148	119	80.4	5	97	81	83.5	



District Name	EMIS No	Centre No	Centre Name	Quintile	2014			2015				2016			
					Wrote	Achieved	% Achieved	No Progressed	Wrote	Achieved	% Achieved	No Progressed	Wrote	Achieved	% Achieved
EDEN & CENTRAL KAROO	124041301	1003309	FEZEKILE SEC	1	49	30	61.2	5	46	43	93.5	8	66	56	84.8
	118353310	1003311	GEORGE SEK.	3	334	280	83.8	11	400	330	82.5	36	341	270	79.2
	121353337	1003312	GERRIT DU PLESSIS SEK.	3	137	83	60.6	18	161	113	70.2	12	86	72	83.7
	120353396	1003313	GROOT-BRAKRIVIER SEK.	3	108	95	88.0	3	112	102	91.1	4	107	97	90.7
	125353043	1003314	HAARLEM SEK.	1	51	47	92.2	8	57	51	89.5	16	64	53	82.8
	116112221	1008824	HEIDELBERG HS.	5	17	17	100.0	0	17	17	100.0	0	15	15	100.0
	120353388	1003315	HILLCREST SEK.	4	142	114	80.3	15	142	128	90.1	10	109	94	86.2
	118041302	1003316	IMIZAMO YETHU SEC	1	262	135	51.5	14	218	149	68.3	21	148	106	71.6
	120041227	1003317	INDWE SEC	1	163	101	62.0	30	164	115	70.1	20	177	123	69.5
	116333069	1008830	KAIROS SEK.	4	89	84	94.4	9	85	80	94.1	10	62	55	88.7
	119110238	1003318	KNYSNA HS.	5	95	93	97.9	0	102	102	100.0	0	102	102	100.0
	119353019	1003319	KNYSNA SEK.	4	170	103	60.6	35	224	178	79.5	30	179	155	86.6
	123112229	1003320	LADISMITH HS.	5	23	23	100.0	1	33	32	97.0	1	27	27	100.0
	123353450	1003321	LADISMITH SEK.	4	100	77	77.0	16	104	94	90.4	17	94	77	81.9
	140212221	1008831	LAINGSBURG HS.	4	36	27	75.0	5	33	30	90.9	9	31	28	90.3
	124110240	1003322	LANGENHOVEN GIMNASIUM	5	134	131	97.8	0	134	133	99.3	0	148	147	99.3
	121110243	1008833	LANGENHOVEN HS.	5	82	82	100.0	0	85	85	100.0	2	80	79	98.8
	139041303	1003323	MANDLENKOSI SEC	3	42	31	73.8	5	69	61	88.4	21	38	33	86.8
	124353329	1003326	MORESTER SEK	3	168	129	76.8	17	138	132	95.7	10	158	144	91.1
	119353078	1003328	MURRAY HIGH SCHOOL	2	128	80	62.5	0	147	97	66.0	2	108	83	76.9
	141112238	1003329	MURRAYSBURG HS.	3	83	24	28.9	28	63	36	57.1	40	54	24	44.4
	121106203	1003330	OAKDALE LANDBOUSKOOL	5	71	71	100.0	0	64	64	100.0	0	78	78	100.0
	124110254	1003331	OUUDTSHOORN HS.	5	131	128	97.7	0	122	120	98.4	0	114	112	98.2
	118110257	1003334	OUTENIQUA HS.	5	346	346	100.0	0	307	306	99.7	0	309	309	100.0
	118103202	1003341	P.W. BOTHA KOLLEGE	5	110	102	92.7	1	114	107	93.9	0	145	134	92.4
	118353426	1003337	PARKDENE SEK.	3	202	140	69.3	29	191	148	77.5	20	188	135	71.8
	119041315	1003338	PERCY MDALA HS.	1	98	74	75.5	5	106	92	86.8	19	123	96	78.0
	119353469	1003339	PLETTENBERGBAAI SEK.	3	151	109	72.2	18	187	138	73.8	49	150	99	66.0
	120110264	1003340	PUNT HS.	5	201	198	98.5	0	221	221	100.0	1	224	221	98.7
	120353353	1003342	SAO BRAS SEK.	4	127	107	84.3	20	142	122	85.9	23	162	146	90.1
	139210225	1003343	SENTRAAL HS.	5	62	62	100.0	0	60	59	98.3	1	69	69	100.0
	123008273	1003307	SHALOM AKADEMIE	1	3	3	100.0	0	2	2	100.0	0	9	9	100.0
	118353485	1003306	THEMALETHU SEC.	2	157	116	73.9	5	183	136	74.3	0	193	148	76.7
	125112257	1003345	UNIONDALE HS.	4	40	38	95.0	9	38	37	97.4	6	53	44	83.0
	119112261	1003347	WITTEDRIFT HS.	5	66	66	100.0	0	59	59	100.0	0	64	64	100.0
	118110288	1003348	YORK HS.	5	162	160	98.8	1	172	172	100.0	0	159	159	100.0
	142212240	1003349	ZWARTBERG HS.	5	55	47	85.5	5	60	59	98.3	7	39	27	69.2



District Name	EMIS No	Centre No	Centre Name	Quintile	2014			2015				2016			
					Wrote	Achieved	% Achieved	No Progressed	Wrote	Achieved	% Achieved	No Progressed	Wrote	Achieved	% Achieved
METRO CENTRAL	105000798	1009901	ABBOTT'S COLLEGE		160	155	96.9	0	164	159	97.0	39	154	150	97.4
	100000330	1009969	ADVANCED LEARNING ACADEMY					0	33	3	9.1	0	11	7	63.6
	100000151	1001158	AL-AZHAR HIGH SCHOOL		60	51	85.0	0	72	61	84.7	0	61	49	80.3
	105483311	1001102	ALEXANDER SINTON SEC.	5	174	164	94.3	4	214	198	92.5	4	167	160	95.8
	102483338	1001103	ARCADIA SEN. SEK.	4	61	37	60.7	6	68	56	82.4	6	73	59	80.8
	105483346	1001106	ATHLONE SEC.	5	94	62	66.0	33	90	73	81.1	4	119	104	87.4
	105483362	1001107	BELGRAVIA SEC.	5	106	93	87.7	5	170	148	87.1	4	126	111	88.1
	105000876	1009910	BISHOPS	5	149	149	100.0	0	142	142	100.0	0	150	150	100.0
	102483389	1001108	BONTEHEUWEL SEK.	4	60	50	83.3	0	63	58	92.1	21	69	59	85.5
	105483397	1001111	BRIDGETOWN SEC.	4	121	94	77.7	30	134	131	97.8	25	154	125	81.2
	103310325	1001115	CAMPS BAY HS.	5	153	153	100.0	0	109	109	100.0	1	137	137	100.0
	102007105	1001105	CANNONS CREEK SCHOOL	5	19	19	100.0	0	22	22	100.0	0	21	21	100.0
	103310213	1001117	CAPE TOWN HS.	5	82	80	97.6	5	75	71	94.7	3	79	72	91.1
	105483400	1001118	CATHKIN SEC.	4	36	25	69.4	11	28	23	82.1	12	43	38	88.4
	105008250	1001202	CITY MISSION EDUCATIONAL SERVICES		7	4	57.1	0	8	7	87.5	1	9	4	44.4
	100000055	1001203	CLAREMONT HS	5	17	17	100.0	0	86	86	100.0	0	74	73	98.6
	105313602	1001120	CRYSTAL SEK.	4	93	66	71.0	31	71	60	84.5	38	72	52	72.2
	105007063	1001121	DARUL ISLAM ISLAMIC HS.	5	70	65	92.9	0	79	71	89.9	4	76	66	86.8
	103315605	1009911	DOMINICAN GRIMLEY-SCHOOL		4	4	100.0	0	10	10	100.0	0	7	7	100.0
	105484652	1009918	EROS SCHOOL									0	16	9	56.3
	106042201	1006605	FEZEKA SEC	3	209	137	65.6	47	140	87	62.1	12	127	88	69.3
	103307200	1001124	GARDENS COMMERCIAL HS.	5	100	93	93.0	4	108	104	96.3	0	94	93	98.9
	105483435	1001125	GARLANDALE SEK.	5	98	76	77.6	14	136	123	90.4	15	104	87	83.7
	103310238	1001126	GOOD HOPE SEMINARY HS.	5	63	62	98.4	1	73	73	100.0	0	75	75	100.0
	105483443	1001127	GROENVLEI SEC.	4	158	129	81.6	26	142	135	95.1	17	139	127	91.4
	105310240	1009917	GROOTE SCHUUR HS.	5	126	119	94.4	2	148	142	95.9	0	135	133	98.5
	103313378	1001128	HAROLD CRESSY HS.	5	83	75	90.4	9	115	111	96.5	10	116	115	99.1
	105483451	1001129	HEIDEVELD SEK.	4	110	91	82.7	20	147	135	91.8	33	138	123	89.1
	105007209	1009968	HERITAGE COLLEGE		20	20	100.0	0	21	20	95.2	0	11	9	81.8
	105000844	1009921	HERSCHEL GIRLS SCHOOL	5	100	100	100.0	0	103	103	100.0	2	95	95	100.0
	103000806	1001131	HERZLIA HS.		100	100	100.0	1	103	103	100.0	1	93	93	100.0
	103000809	1001132	HOLY CROSS HIGH SCHOOL (MAITLAND)		30	30	100.0	1	48	47	97.9	2	45	40	88.9
	105313904	1009922	HOUTBAAI SEK.	3	92	57	62.0	25	80	69	86.3	7	36	31	86.1
106042301	1006607	I. D. MKIZE SEN SEC	3	184	115	62.5	47	136	88	64.7	8	135	118	87.4	
103006042	1001177	ICRA COMPREHENSIVE SCHOOL		1	1	100.0	0	5	3	60.0	0	5	1	20.0	

District Name	EMIS No	Centre No	Centre Name	Quintile	2014			2015				2016			
					Wrote	Achieved	% Achieved	No Progressed	Wrote	Achieved	% Achieved	No Progressed	Wrote	Achieved	% Achieved
METRO CENTRAL	102041321	1001133	IKAMVALETHU SEC.	3	171	61	35.7	0	143	86	60.1	33	97	48	49.5
	106042118	1006609	INTSHUKUMO SEC.	3	153	64	41.8	28	161	94	58.4	33	165	103	62.4
	102042104	1001134	ISILIMELA SEC	3	216	125	57.9	1	230	183	79.6	26	218	174	79.8
	105003386	1001135	ISLAMIA COLLEGE SEC.	5	105	104	99.0	0	114	111	97.4	0	115	111	96.5
	103310246	1001136	JAN VAN RIEBEECK HS.	5	107	107	100.0	1	112	112	100.0	1	92	92	100.0
	103323810	1001137	KENSINGTON SEC.	5	194	160	82.5	42	195	180	92.3	17	178	171	96.1
	102042218	1001138	KULANI SEC	3	94	44	46.8	13	67	39	58.2	19	111	59	53.2
	102042103	1001140	LANGA SEC.	3	134	59	44.0	7	129	54	41.9	50	137	47	34.3
	105008025	1009979	LEAP SCIENCE AND MATHS SCHOOL		82	77	93.9	0	72	72	100.0	0	95	94	98.9
	105313343	1009926	LIVINGSTONE HS.	5	173	172	99.4	3	181	180	99.4	0	180	178	98.9
	103323829	1001141	MAITLAND SEK.	4	117	89	76.1	26	169	129	76.3	5	132	118	89.4
	105483486	1001142	MANENBERG SEK.	4	103	49	47.6	18	97	64	66.0	41	74	54	73.0
	130007064	1008869	MCGREGOR WALDORF SCHOOL	1	6	6	100.0	0	11	11	100.0	1	7	7	100.0
	102483508	1001145	MODDERDAM SEK.	4	123	79	64.2	14	181	140	77.3	19	146	114	78.1
	105313610	1001146	MOUNT VIEW SEC.	4	67	53	79.1	22	68	52	76.5	26	48	43	89.6
	105483516	1001147	NED DOMAN HS.	4	58	41	70.7	18	53	36	67.9	12	66	66	100.0
	105313432	1001148	OAKLANDS SEK.	5	122	112	91.8	3	160	150	93.8	10	151	143	94.7
	103303206	1001149	OUDE MOLEN HTS.	5	85	75	88.2	7	111	107	96.4	4	67	64	95.5
	105483524	1001182	PEAK VIEW SEK.	4	53	41	77.4	10	55	48	87.3	11	52	52	100.0
	105483494	1001150	PHOENIX SEK.	4	90	55	61.1	42	48	41	85.4	0	51	41	80.4
	102310278	1001151	PINELANDS HS.	5	180	180	100.0	1	186	185	99.5	0	179	179	100.0
	105008028	1009936	PREMIER COLLEGE		101	80	79.2	2	111	88	79.3	0	121	97	80.2
	103310281	1001152	QUEEN'S PARK HS.	5	60	56	93.3	8	66	58	87.9	6	68	61	89.7
	105310284	1009937	RHODES HS.	5	162	145	89.5	17	191	156	81.7	5	182	141	77.5
	105310288	1009938	RONDEBOSCH BOYS' HS.	5	151	151	100.0	0	164	164	100.0	0	150	150	100.0
	105000817	1009940	ROSEBANK PROGRESS COLLEGE		78	76	97.4	0	71	70	98.6	0	57	56	98.2
	105310291	1009939	RUSTENBURG GIRLS' HS.	5	151	151	100.0	0	152	152	100.0	0	149	149	100.0
	105062458	1001153	RYLANDS HS.	5	175	167	95.4	13	180	173	96.1	6	183	181	98.9
	105310293	1009942	S.A. COLLEGE HS.	5	150	150	100.0	0	139	137	98.6	0	141	139	98.6
	103313459	1001154	SALT RIVER SEC	5	59	45	76.3	12	63	39	61.9	32	76	47	61.8
	105310296	1009943	SANS SOUCI GIRLS' HS.	5	60	60	100.0	0	84	83	98.8	0	63	63	100.0
	103007340	1001195	SCHOOL OF HOPE		14	8	57.1	0	10	9	90.0	8	16	12	75.0
	103310297	1001156	SEA POINT HS.	5	53	48	90.6	6	67	63	94.0	1	59	50	84.7
	1000000129	1009919	SILIKAMVA HIGH SCHOOL	3								3	72	66	91.7
105483559	1001159	SILVERSTREAM SEK.	4	80	24	30.0	17	73	32	43.8	5	65	39	60.0	
105483540	1001161	SPES BONA HS.	5	95	73	76.8	1	147	128	87.1	5	107	75	70.1	
103000819	1009951	ST. GEORGE'S GRAMMAR SCHOOL.	5	40	40	100.0	0	33	33	100.0	1	32	32	100.0	
105000820	1009952	ST. JOSEPH'S COLLEGE.		32	31	96.9	0	41	41	100.0	0	21	20	95.2	

District Name	EMIS No	Centre No	Centre Name	Quintile	2014			2015				2016			
					Wrote	Achieved	% Achieved	No Progressed	Wrote	Achieved	% Achieved	No Progressed	Wrote	Achieved	% Achieved
METRO CENTRAL	100000434	1001130	STAR COLLEGE - BRIDGETOWN	4								0	21	21	100.0
	105008275	1001186	STONEFOUNTAIN COLLEGE - ATHLONE					0	44	20	45.5	0	42	32	76.2
	100000320	1001205	STONEFOUNTAIN COLLEGE - KENILWORTH		30	21	70.0	0	26	19	73.1	1	35	26	74.3
	105041120	1009953	THANDOKHULU SEC	4	196	167	85.2	12	201	178	88.6	8	135	125	92.6
	105008404	1001207	THE LEADERSHIP COLLEGE		40	35	87.5	0	57	40	70.2	0	62	57	91.9
	103313335	1001167	TRAFALGAR SEC.	5	97	83	85.6	3	143	137	95.8	0	98	94	95.9
	103313416	1001169	VISTA HS.	5	67	58	86.6	11	70	52	74.3	15	58	53	91.4
	105310311	1009955	VOORTREKKER HS.	5	69	67	97.1	3	91	86	94.5	1	104	100	96.2
	103313122	1001201	WALMER SEC.	5	51	45	88.2	16	61	56	91.8	1	57	52	91.2
	105310316	1009957	WESTERFORD HS.	5	177	177	100.0	0	182	182	100.0	0	180	180	100.0
	103323837	1001171	WINDERMERE SEK.	4	66	47	71.2	10	75	59	78.7	0	80	64	80.0
	105310317	1001172	WINDSOR HS.	5	126	106	84.1	6	132	128	97.0	0	100	100	100.0
	103007511	1001178	Y2K COLLEGE		52	47	90.4	0	57	46	80.7	0	55	51	92.7
	103310328	1001174	ZONNEBLOEM NEST SENIOR SCHOOL	5	40	33	82.5	5	42	38	90.5	6	47	40	85.1
METRO EAST	100000054	1004494	ACADEMY PRIVATE SCHOOL		7	7	100.0	1	5	5	100.0	0	5	5	100.0
	101310200	1002205	BELLVILLE HS.	5	209	209	100.0	0	210	210	100.0	0	203	203	100.0
	101303200	1002206	BELLVILLE HTS.	5	179	175	97.8	8	238	226	95.0	2	190	185	97.4
	101323764	1004401	BERNADINO HEIGHTS SEK.	5	226	219	96.9	21	243	239	98.4	13	230	229	99.6
	107323888	1004402	BLACKHEATH SEK.	5	94	59	62.8	38	119	83	69.7	17	135	115	85.2
	107007987	1004454	BLOEKOMBOS SEC	1	269	166	61.7	5	245	188	76.7	8	221	152	68.8
	101007208	1002242	BOSTON PRIVATE SCHOOL	5	57	53	93.0	0	43	42	97.7	1	46	46	100.0
	107310205	1004403	BRACKENFELL HS.	5	302	300	99.3	0	324	323	99.7	6	306	304	99.3
	106041121	1004404	BULUMKO SEC	3	184	110	59.8	0	292	178	61.0	0	209	118	56.5
	106008233	1004448	CENTRE OF SCIENCE AND TECHNOLOGY	3	75	68	90.7	6	95	89	93.7	2	83	80	96.4
	106041332	1004405	CHRIS HANI SEC	2	198	160	80.8	20	164	139	84.8	2	173	150	86.7
	107310218	1004407	DE KUILEN HS.	5	245	243	99.2	4	309	305	98.7	0	283	282	99.6
	101007546	1002272	DUNATOS PRIVAATSKOOL		11	9	81.8	0	14	14	100.0	0	9	8	88.9
	101310229	1004408	EBEN DONGES HS.	5	120	112	93.3	4	162	151	93.2	4	142	139	97.9
	107323861	1004409	EERSTERIVIER SEK.	5	160	131	81.9	28	180	146	81.1	3	190	142	74.7
	102323934	1004410	ESANGWENI SEC.	2	95	58	61.1	39	118	86	72.9	14	129	74	57.4
	107323853	1004412	FOREST HEIGHTS HS.	5	129	100	77.5	34	161	115	71.4	11	169	132	78.1
	107003389	1004414	GOOD HOPE HS		69	54	78.3	0	59	51	86.4	5	59	42	71.2
	110323438	1007709	GORDON SEK.	5	167	130	77.8	22	206	171	83.0	17	157	128	81.5
	103323918	1004443	HARRY GWALA SEC.	2	164	121	73.8	8	200	135	67.5	15	211	127	60.2
107323136	1004415	HECTOR PETERSON SEC.	2	141	85	60.3	4	199	142	71.4	0	202	152	75.2	

District Name	EMIS No	Centre No	Centre Name	Quintile	2014			2015				2016			
					Wrote	Achieved	% Achieved	No Progressed	Wrote	Achieved	% Achieved	No Progressed	Wrote	Achieved	% Achieved
METRO EAST	110000838	1007712	HELDERBERG HIGH SCHOOL.		24	23	95.8	0	32	31	96.9	4	32	31	96.9
	110310242	1007714	HOTTENTOTS-HOLLAND HS.	5	215	210	97.7	2	220	217	98.6	3	250	248	99.2
	106041318	1004419	INTLANGANISO SEC	2	111	92	82.9	52	196	126	64.3	0	124	90	72.6
	106324086	1006665	IQHAYIYA SEC	3	91	76	83.5	26	124	110	88.7	16	107	88	82.2
	107315607	1004420	JAN KRIEL-SKOOL		65	57	87.7	0	48	47	97.9	0	75	67	89.3
	106041220	1004421	JOE SLOVO SEC.	2	129	89	69.0	0	152	105	69.1	41	135	102	75.6
	111323942	1007718	KHANYOLWETHU SEC	3	189	117	61.9	46	305	154	50.5	25	181	112	61.9
	110007280	1004444	KHAYELITSHA NO 1 SENIOR SEC	2	166	125	75.3	0	164	122	74.4	24	146	95	65.1
	107323578	1004422	KLEINVLEI SEK.	5	112	78	69.6	27	129	106	82.2	18	136	110	80.9
	107323977	1004482	KUILS RIVER TECHNICAL SEC	4	130	63	48.5	0	181	103	56.9	38	131	95	72.5
	106323128	1004423	KWAMFUNDO SEC.	2	161	134	83.2	0	145	105	72.4	0	255	143	56.1
	106041101	1004424	LUHLAZA SEC	3	139	102	73.4	1	155	135	87.1	0	145	104	71.7
	110323527	1007724	MACASSAR SEK	5	47	32	68.1	16	87	68	78.2	8	64	55	85.9
	111007200	1007748	MADRASATUR RAJAA STRAND HS		22	21	95.5	0	22	22	100.0	0	33	33	100.0
	107323802	1004425	MALIBU SEK.	5	262	214	81.7	13	258	238	92.2	12	245	211	86.1
	106373435	1006651	MANYANO HS	3	144	116	80.6	0	167	145	86.8	6	175	158	90.3
	107393436	1004468	MASIBAMBANE SEC	1	230	192	83.5	40	195	179	91.8	17	256	224	87.5
	106041105	1004427	MASIYILE SENIOR SEC	3	103	81	78.6	0	144	108	75.0	1	175	138	78.9
	106041102	1004428	MATTHEW GONIWE MEMORIAL HS.	2	155	113	72.9	25	151	125	82.8	19	130	108	83.1
	111008379	1007777	MONDEOR ECO SCHOOL	3	17	14	82.4	0	18	17	94.4	5	29	27	93.1
	101310264	1004429	MONUMENT PARK HS.	5	191	190	99.5	1	205	202	98.5	0	193	190	98.4
	101008201	1007739	NATURAL LEARNING ACADEMY		15	15	100.0	0	17	17	100.0	0	17	17	100.0
	100000328	1007742	NOMZAMO HIGH SCHOOL	3								0	72	40	55.6
	100000108	1004497	NORTHPINE TECHNICAL HS	5				1	30	22	73.3	3	74	50	67.6
	110310273	1007731	PAREL VALLEI HS.	5	201	199	99.0	0	228	228	100.0	0	203	203	100.0
	111323896	1007735	RUSTHOF SEK.	4	102	72	70.6	36	138	91	65.9	20	112	95	84.8
	107323748	1004432	SAREPTA SEK.	5	182	166	91.2	38	199	177	88.9	11	147	133	90.5
	101323039	1004433	SCOTTSDENE SEK.	5	110	99	90.0	44	158	129	81.6	18	106	100	94.3
	101323632	1004434	SCOTTSVILLE SEK.	5	98	67	68.4	27	185	106	57.3	3	111	78	70.3
	105008252	1004491	SILVERSANDS SEC.	4	56	41	73.2	0	57	47	82.5	16	72	58	80.6
	106323993	1006659	SIPHAMANDLA SEC.	3	118	109	92.4	2	151	144	95.4	5	167	161	96.4
	106323144	1006660	SIZIMISELE SEC.	3	138	94	68.1	0	121	95	78.5	19	88	30	34.1
	110007510	1007749	SOMERSET WEST PRIVATE SCHOOL	5	31	31	100.0	0	24	24	100.0	0	28	27	96.4
1000000272	1004406	SONEIKE HIGH SCHOOL	4								0	44	38	86.4	

District Name	EMIS No	Centre No	Centre Name	Quintile	2014			2015				2016			
					Wrote	Achieved	% Achieved	No Progressed	Wrote	Achieved	% Achieved	No Progressed	Wrote	Achieved	% Achieved
METRO EAST	111310327	1007740	STRAND HS	5	190	187	98.4	0	190	186	97.9	0	189	188	99.5
	111323721	1007741	STRAND SEK.	4	85	61	71.8	32	91	70	76.9	2	148	120	81.1
	103313947	1001166	THEMBELIHLE HS.	2	98	60	61.2	45	135	80	59.3	0	95	76	80.0
	107323187	1004483	TUSCANY GLEN SEC.	5	122	98	80.3	27	172	148	86.0	17	146	113	77.4
	103323926	1001168	USASAZO SEC.	2	143	108	75.5	10	135	115	85.2	0	150	140	93.3
	106041339	1004437	UXOLO HS.	3	159	109	68.6	9	160	99	61.9	3	149	120	80.5
	110007281	1007747	VALSBAAI HS.		7	7	100.0	0	11	11	100.0	0	11	11	100.0
	105315613	1009954	VISTA NOVA-SCHOOL		18	18	100.0	0	28	28	100.0	0	22	22	100.0
	107008016	1002279	WALLACEDENE SEC	3	159	107	67.3	78	180	96	53.3	14	186	118	63.4
	107324078	1004411	WEST BANK HS	3	67	54	80.6	20	76	58	76.3	0	67	63	94.0
	107008229	1004488	WESTERN CAPE SPORT SCHOOL	4	62	51	82.3	0	42	36	85.7	0	51	49	96.1
	110323780	1007745	ZANDVLIET HS.	5	169	115	68.0	18	162	126	77.8	5	136	113	83.1
	102483605	1001173	ZOLA SENIOR SEC	3	184	140	76.1	20	194	140	72.2	0	133	123	92.5
METRO NORTH	103007278	1001101	ABBOTTS COLLEGE, MILNERTON		87	87	100.0	3	92	92	100.0	0	80	78	97.5
	101324612	1002201	ATHLONE SKOOL VIR BLINDES		30	14	46.7	14	20	7	35.0	3	18	17	94.4
	132473316	1005501	ATLANTIS SEK.	5	238	179	75.2	2	296	244	82.4	8	270	221	81.9
	107008380	1002280	BARDALE SEC	2	109	84	77.1	1	156	120	76.9	12	180	152	84.4
	102483354	1002202	BEAUVALLON SEK.	4	30	14	46.7	8	16	15	93.8	4	34	18	52.9
	101323500	1002203	BELHAR SEK.	5	190	152	80.0	12	165	140	84.8	6	171	149	87.1
	101323349	1002207	BELLVILLE-SUID SEK.	4	140	99	70.7	10	157	126	80.3	6	131	107	81.7
	102483370	1002208	BISHOP LAVIS SEK.	4	139	77	55.4	23	167	116	69.5	7	133	107	80.5
	103008009	1002261	BLOUBERGRANT SEC	5	71	69	97.2	2	72	71	98.6	0	103	94	91.3
	102310204	1002209	BOSMANSDAM HS.	5	147	144	98.0	2	147	145	98.6	3	146	144	98.6
	103310208	1001112	BUREN HS.	4	69	63	91.3	2	86	73	84.9	0	77	71	92.2
	103008276	1002231	CAPE TOWN STUDIES AND TOURS		11	11	100.0	0	10	10	100.0	0	5	5	100.0
	103000802	1001119	CBC ST. JOHN'S PARKLANDS	4	57	57	100.0	2	62	62	100.0	1	38	38	100.0
	102062450	1002210	CRAVENBY SEC	5	118	89	75.4	9	139	116	83.5	4	94	82	87.2
	101310217	1002212	D.F. MALAN HS.	5	219	219	100.0	0	199	199	100.0	0	208	208	100.0
	100000109	1005432	DELFT TECHNICAL HS	4				1	42	15	35.7	0	96	74	77.1
	101310227	1002213	DURBANVILLE HS.	5	157	154	98.1	2	162	161	99.4	3	178	176	98.9
	102310230	1002214	EDGEMEAD HS.	5	213	209	98.1	0	223	218	97.8	2	224	223	99.6
	102483419	1002215	ELSIESRIVIER SEK.	4	223	198	88.8	21	265	256	96.6	23	271	249	91.9
	102483427	1002216	ELSWOOD SEK.	4	45	32	71.1	0	66	48	72.7	14	52	46	88.5
	102007204	1002262	EMMANUEL CHRISTIAN ACADEMY	5	20	16	80.0	2	25	21	84.0	1	20	19	95.0
	101323616	1002217	EXCELSIOR SEK.	4	179	161	89.9	8	200	189	94.5	6	162	156	96.3
102310231	1002218	FAIRBAIRN COLLEGE	5	162	162	100.0	0	163	163	100.0	0	178	177	99.4	
101310232	1002219	FAIRMONT HS.	5	235	234	99.6	8	229	229	100.0	7	253	251	99.2	



District Name	EMIS No	Centre No	Centre Name	Quintile	2014			2015				2016			
					Wrote	Achieved	% Achieved	No Progressed	Wrote	Achieved	% Achieved	No Progressed	Wrote	Achieved	% Achieved
METRO NORTH	100000122	1002291	FISANTEKRAAL HS	1	90	39	43.3	16	91	59	64.8	31	73	47	64.4
	101323373	1002220	FLORIDA SEK.	4	97	83	85.6	0	99	90	90.9	23	114	101	88.6
	102310219	1002211	GOODWOOD KOLLEGE	4	75	74	98.7	8	85	83	97.6	7	101	101	100.0
	107008334	1002281	HINDLE HS	4	79	73	92.4	4	67	66	98.5	15	116	114	98.3
	103373443	1002249	INKWENKWEZI SEC	3	180	139	77.2	33	171	123	71.9	35	149	118	79.2
	101007216	1002248	IQRA ACADEMY		33	29	87.9	1	29	25	86.2	1	34	25	73.5
	102310245	1002224	J.G. MEIRING HS.	5	172	161	93.6	3	197	176	89.3	1	188	181	96.3
	102483478	1002225	JOHN RAMSAY HS.	4	45	29	64.4	1	55	42	76.4	0	86	62	72.1
	101323586	1002226	KASSELSVLEI KOMPREHENSIEWE HS	4	159	118	74.2	17	141	110	78.0	17	151	119	78.8
	107007994	1002265	LEIDEN SEC.	4	195	143	73.3	12	166	113	68.1	31	165	124	75.2
	199042109	1004426	MANZOMTHOMBO SEC.	3	163	149	91.4	60	237	196	82.7	20	191	175	91.6
	102489220	1002227	MARIAN RC SEC.	4	52	51	98.1	8	71	65	91.5	7	71	66	93.0
	103313920	1001143	MASIBAMBISANE SEC.	4	162	77	47.5	30	139	70	50.4	5	190	104	54.7
	100000110	1002273	MELKBOS HIGH SCHOOL	5				0	64	62	96.9	0	55	55	100.0
	132008331	1002276	MELKBOSSTRAND PRIVATE SCHOOL	5	30	30	100.0	0	23	23	100.0	0	23	23	100.0
	107008031	1002270	MFULENI SEC	3	168	85	50.6	39	225	179	79.6	12	221	193	87.3
	103310260	1001144	MILNERTON HS.	5	191	190	99.5	0	196	196	100.0	1	191	191	100.0
	102008374	1002275	MOUNTAIN VIEW ACADEMY		9	8	88.9	0	10	10	100.0	0	8	8	100.0
	103007232	1002259	PARKLANDS COLLEGE	4	86	86	100.0	0	103	103	100.0	9	77	77	100.0
	101310274	1002228	PAROW HS.	5	206	203	98.5	1	220	215	97.7	0	206	204	99.0
	101323772	1002229	PERSEVERANCE SEK	4	89	50	56.2	27	90	84	93.3	10	102	88	86.3
	102310280	1002230	PRESIDENT HS.	5	100	95	95.0	2	96	94	97.9	0	92	89	96.7
	132473332	1005516	PROTEUS SEK.	5	133	82	61.7	28	189	146	77.2	25	162	117	72.2
	102483532	1002232	RANGE SEK.	4	31	21	67.7	3	36	23	63.9	2	37	25	67.6
	101323624	1002233	RAVENSMEAD SEK.	4	162	145	89.5	46	152	150	98.7	22	109	107	98.2
	103008281	1002289	RIVERSIDE COLLEGE	5	6	5	83.3	0	5	5	100.0	0	4	4	100.0
	132473464	1005517	ROBINVALE HS	5	143	126	88.1	8	162	147	90.7	17	125	113	90.4
	107323101	1004431	ROSENDAAL SEK.	3	139	84	60.4	0	120	80	66.7	14	86	58	67.4
	132473324	1005518	SAXONSEA SEK.	4	89	81	91.0	35	151	124	82.1	39	136	133	97.8
	111322504	1007764	SIMANYENE SEC.	3	243	176	72.4	67	298	169	56.7	25	197	153	77.7
	107007096	1004435	SIMUNYE SEK.	4	93	68	73.1	12	114	89	78.1	0	124	80	64.5
	103353491	1002267	SINENJONGO HS	4	137	122	89.1	6	149	135	90.6	1	149	127	85.2
	102483591	1002234	ST. ANDREW'S SEK.	4	187	84	44.9	5	155	61	39.4	6	177	85	48.0
	101310326	1002235	STELLENBERG HS.	5	321	320	99.7	0	286	286	100.0	1	264	263	99.6
	103007427	1001183	SUNNINGDALE SCHOOL		4	4	100.0	1	7	7	100.0	0	8	8	100.0
	101323659	1002236	SYMPHONY SEK.	4	70	47	67.1	17	84	73	86.9	10	88	74	84.1
	103310307	1001164	TABLE VIEW HS.	5	196	195	99.5	0	182	181	99.5	0	205	205	100.0
	105315611	1001165	TAFELBERGSKOOL		19	19	100.0	0	18	18	100.0	0	17	17	100.0
	101310308	1002237	THE SETTLERS HS.	5	209	206	98.6	0	247	245	99.2	0	233	230	98.7



District Name	EMIS No	Centre No	Centre Name	Quintile	2014			2015				2016			
					Wrote	Achieved	% Achieved	No Progressed	Wrote	Achieved	% Achieved	No Progressed	Wrote	Achieved	% Achieved
METRO NORTH	101310310	1002238	TYGERBERG HS.	5	170	167	98.2	2	181	180	99.4	0	182	181	99.5
	102483567	1002240	UITZIG SEK.	3	26	12	46.2	15	38	20	52.6	5	34	24	70.6
	102483575	1002241	VALHALLA SEK	4	43	37	86.0	17	32	25	78.1	1	31	29	93.5
	107323845	1004438	VOORBRUG SEK.	3	149	85	57.0	29	200	139	69.5	26	160	112	70.0
METRO SOUTH	106493317	1006601	ALOE SEC.	5	140	95	67.9	76	182	93	51.1	50	138	92	66.7
	106493325	1006602	BEACON HILL SEK.	4	109	91	83.5	15	120	103	85.8	3	123	96	78.0
	105310201	1009903	BERGVLIT HS.	5	204	203	99.5	0	181	179	98.9	0	196	196	100.0
	105483613	1009947	CAPE ACADEMY FOR MATHS, SCIENCE AND TEC	5	106	100	94.3	0	133	132	99.2	0	112	98	87.5
	106493333	1006603	CEDAR SEC.	5	232	155	66.8	35	188	153	81.4	26	169	139	82.2
	105008291	1009972	CHRISTEL HOUSE SOUTH AFRICA	5	44	43	97.7	0	40	39	97.5	1	48	48	100.0
	105000822	1009956	CONSTANTIA WALDORF SCHOOL	4	27	27	100.0	0	29	29	100.0	0	24	23	95.8
	105313599	1009908	CRESTWAY SEC.	4	90	74	82.2	0	94	83	88.3	2	118	84	71.2
	106003396	1006612	DARUL ARQAM ISLAMIC HS.		30	28	93.3	5	41	39	95.1	2	35	33	94.3
	100000030	1009984	DARUN-NA'IM GIRLS HS		8	8	100.0	0	13	13	100.0	0	12	12	100.0
	106042317	1006604	DR. NELSON R. MANDELA HS.	2	164	76	46.3	119	161	90	55.9	17	88	66	75.0
	105313769	1009913	FAIRMOUNT SEC.	5	92	71	77.2	11	127	114	89.8	17	110	105	95.5
	104314201	1009914	FISH HOEK HS.	5	178	175	98.3	0	177	176	99.4	1	189	187	98.9
	100000286	1009986	FOCUS COLLEGE		19	10	52.6	0	25	21	84.0	0	32	27	84.4
	106493430	1006606	GLENDALE SEC.	4	96	80	83.3	13	145	133	91.7	10	130	120	92.3
	105313815	1009915	GRASSDALE HOeR	5	87	83	95.4	23	135	133	98.5	17	101	95	94.1
	105313408	1009916	GRASSY PARK SEC.	5	136	121	89.0	3	158	149	94.3	8	177	161	91.0
	105313467	1009920	HEATHFIELD HS	5	116	88	75.9	17	164	136	82.9	2	121	91	75.2
	105319228	1009923	IMMACULATA RK SEC.	5	67	64	95.5	0	70	70	100.0	0	80	76	95.0
	106323969	1006657	INTSEBENZISWANO SEC	2	224	130	58.0	31	191	129	67.5	9	206	156	75.7
	105313661	1009925	LAVENDER HILL HIGH SCHOOL	4	114	85	74.6	10	111	93	83.8	19	144	99	68.8
	106493392	1006610	LENTEGEUR SEC.	5	166	114	68.7	58	172	145	84.3	17	160	134	83.8
	105493341	1009927	LOTUS SEK.	5	39	18	46.2	6	41	26	63.4	9	37	28	75.7
	104373427	1009970	MASIPHUMELELE HS	3	182	135	74.2	4	197	138	70.1	8	221	108	48.9
	105000814	1001194	MICHAEL OAK WALDORF SCHOOL.	5				0	6	6	100.0	0	24	24	100.0
	106493368	1006615	MONDALE HS.	5	245	239	97.6	6	246	244	99.2	2	239	238	99.6
	104310265	1009928	MUIZENBERG HS.	5	128	126	98.4	0	103	100	97.1	0	136	131	96.3
	106493554	1006658	NEW EISLEBEN SEC	3	136	76	55.9	23	210	99	47.1	34	216	147	68.1
	105310269	1009930	NORMAN HENSILWOOD HS.	5	163	163	100.0	2	221	220	99.5	0	211	211	100.0
	104313491	1009931	OCEAN VIEW SEC.	4	119	106	89.1	26	137	118	86.1	34	157	136	86.6

District Name	EMIS No	Centre No	Centre Name	Quintile	2014			2015				2016			
					Wrote	Achieved	% Achieved	No Progressed	Wrote	Achieved	% Achieved	No Progressed	Wrote	Achieved	% Achieved
METRO SOUTH	106042203	1006616	OSCAR MPETHA HS	2	114	68	59.6	27	126	107	84.9	16	149	100	67.1
	106493503	1006617	OVAL NORTH SEC.	4	135	117	86.7	9	163	155	95.1	5	164	155	94.5
	118353345	1003335	PACALTSDORP SEK.	4	144	116	80.6	0	222	174	78.4	1	184	130	70.7
	105062454	1009932	PELICAN PARK HIGH SCHOOL	5	54	48	88.9	8	100	92	92.0	10	97	94	96.9
	106313939	1006618	PHAKAMA SEC.	2	197	89	45.2	54	155	102	65.8	5	129	89	69.0
	106008035	1009971	PHANDULWAZI HS.	3	163	103	63.2	31	192	139	72.4	10	188	131	69.7
	106008278	1006641	PHILLIPI SEC	2	137	100	73.0	3	192	133	69.3	0	170	130	76.5
	105310279	1009933	PLUMSTEAD HS.	5	183	161	88.0	0	172	148	86.0	2	164	158	96.3
	106493376	1006621	PORTLAND SEC.	5	219	181	82.6	16	182	178	97.8	0	139	137	98.6
	106493481	1006622	PRINCETON SEC.	5	103	77	74.8	28	155	113	72.9	27	154	118	76.6
	106493384	1006623	ROCKLANDS SEC.	5	202	173	85.6	3	257	233	90.7	1	225	212	94.2
	105007428	1009941	SHILOAH CHRISTIAN SCHOOL	5	18	18	100.0	0	28	28	100.0	0	20	20	100.0
	105313106	1009944	SIBELIUS HS.	5	79	53	67.1	12	114	95	83.3	6	93	83	89.2
	104312245	1009946	SIMON'S TOWN SCHOOL	5	73	64	87.7	1	104	97	93.3	0	66	64	97.0
	106041230	1006626	SINTHEMBA SEC.	2	200	126	63.0	26	282	179	63.5	18	296	210	70.9
	106042101	1006629	SITHEMBELE MATISO SEC	3	97	60	61.9	0	158	85	53.8	0	115	74	64.3
	106007098	1006635	SOPHUMELELA SEC	3	118	104	88.1	3	142	105	73.9	29	205	146	71.2
	105313351	1009949	SOUTH PENINSULA HS.	5	189	181	95.8	0	204	200	98.0	0	193	189	97.9
	106493422	1006628	SPINE ROAD HIGH SCHOOL.	5	233	233	100.0	24	280	278	99.3	1	223	220	98.7
	105000935	1009907	SPRINGFIELD CONVENT OF THE HOLY ROSARY	5	84	84	100.0	1	84	84	100.0	1	84	84	100.0
	105313521	1009950	STEENBERG SEC.	5	160	139	86.9	0	225	195	86.7	0	200	192	96.0
	106493406	1006631	STRANDFONTEIN SEK.	5	100	82	82.0	18	154	126	81.8	15	103	96	93.2
	106493414	1006632	TAFELSIG SEK.	4	84	73	86.9	53	134	115	85.8	22	117	109	93.2
	105008330	1009981	THE ORACLE ACADEMY		67	65	97.0	1	62	60	96.8	0	80	79	98.8
	106041343	1006634	VUYISEKA SEC.	2	117	73	62.4	24	103	76	73.8	2	86	67	77.9
	106493449	1006637	WESTRIDGE SEC.	5	110	78	70.9	25	157	119	75.8	17	155	120	77.4
	105313424	1009959	WITTEBOME HS.	5	117	99	84.6	9	144	115	79.9	10	107	90	84.1
	106493457	1006638	WOODLANDS SEC.	5	65	49	75.4	0	124	68	54.8	10	70	39	55.7
	105310318	1009960	WYNBERG BOYS' HS.	5	147	145	98.6	0	148	148	100.0	0	178	178	100.0
	105310321	1009961	WYNBERG GIRLS' HS.	5	172	171	99.4	0	187	186	99.5	0	174	174	100.0
	105313696	1009962	WYNBERG SEK.	5	137	109	79.6	6	183	160	87.4	4	134	126	94.0
	105313890	1009963	ZEEKOEVLAI SEC.	5	57	56	98.2	7	103	94	91.3	10	60	59	98.3
106007102	1006636	ZISUKHANYO SEC.	3	138	96	69.6	5	203	137	67.5	1	151	116	76.8	
105310323	1009964	ZWAANSWYK HS.	5	89	79	88.8	9	104	97	93.3	4	79	77	97.5	
OVERBERG	113333360	1008801	ALBERT MYBURGH SEK.	3	110	87	79.1	20	129	117	90.7	6	103	98	95.1
	117312200	1008804	BARRYDALE HS.	3	41	36	87.8	4	41	39	95.1	4	35	33	94.3
	113310206	1008808	BREDASDORP HS.	5	95	93	97.9	0	88	87	98.9	1	85	85	100.0
	114336734	1008885	DE RUST FUTURA AKADEMIE	3	31	29	93.5	0	34	33	97.1	1	43	41	95.3

District Name	EMIS No	Centre No	Centre Name	Quintile	2014			2015				2016			
					Wrote	Achieved	% Achieved	No Progressed	Wrote	Achieved	% Achieved	No Progressed	Wrote	Achieved	% Achieved
OVERBERG	114310220	1008814	DE VILLIERS GRAAFF HS.	5	29	29	100.0	2	37	37	100.0	0	37	37	100.0
	114333328	1008817	EMIL WEDER SEK.	3	67	60	89.6	3	76	70	92.1	3	72	61	84.7
	115007999	1005537	GANSBAAI ACADEMIA	3	76	68	89.5	19	78	69	88.5	11	83	79	95.2
	114312224	1008821	GRABOUW HS.	4	27	26	96.3	1	35	34	97.1	0	35	34	97.1
	114333387	1008822	GROENBERG SEK.	4	177	166	93.8	22	242	224	92.6	0	237	223	94.1
	115333565	1008823	HAWSTON SEK.	3	78	61	78.2	7	132	108	81.8	0	102	75	73.5
	115310241	1008826	HERMANUS HS.	5	142	140	98.6	2	154	154	100.0	2	177	177	100.0
	115007810	1008879	NORTHCLIFF HOUSE COLLEGE	2	13	13	100.0	0	13	12	92.3	0	10	10	100.0
	117000842	1008838	OLYFKRANS COLLEGE.		9	9	100.0	0	14	14	100.0	0	10	10	100.0
	114310270	1008839	OVERBERG HS	5	99	99	100.0	0	114	114	100.0	0	90	90	100.0
	115333646	1008841	QHAYIYA SEC. SCHOOL	1	116	87	75.0	38	129	104	80.6	22	87	77	88.5
	114312243	1008842	RIVIERSONDEREND HS.	3	24	21	87.5	0	26	26	100.0	0	27	27	100.0
	114333336	1008846	SWARTBERG SEK.	3	57	48	84.2	11	93	77	82.8	0	77	69	89.6
	117310305	1008847	SWELLENDAM HS.	5	55	55	100.0	0	76	75	98.7	0	75	75	100.0
	117333417	1008848	SWELLENDAM SEK.	3	90	73	81.1	21	117	108	92.3	8	110	96	87.3
	100000288	1008914	UMYEZO WAMA APILE HS	1	86	61	70.9	51	134	88	65.7	2	112	90	80.4
114333077	1008852	VILLIERSDORP SEK.	3	83	65	78.3	27	100	81	81.0	7	91	87	95.6	
WEST COAST	136312208	1005503	AUGSBURG LANDBOUGIMNASIUM	5	69	68	98.6	0	47	47	100.0	0	74	74	100.0
	100000091	1005596	CEDERBERG ACADEMY	4	71	59	83.1	4	87	70	80.5	12	100	85	85.0
	136473472	1005505	CLANWILLIAM SEK.	3	66	51	77.3	12	88	77	87.5	4	96	79	82.3
	134473359	1005506	DIAZVILLE HS.	4	137	114	83.2	1	150	135	90.0	13	162	147	90.7
	135310225	1005507	DIRKIE UYS HS.	5	58	58	100.0	0	53	53	100.0	0	63	63	100.0
	136312222	1005508	GRAAFWATER HS.	4	32	32	100.0	0	32	32	100.0	0	36	36	100.0
	131312226	1005509	HOPEFIELD HS.	5	39	39	100.0	0	68	68	100.0	0	79	79	100.0
	100000279	1009973	IMHOFF WALDORF HIGH SCHOOL									0	12	11	91.7
	132473510	1005540	LLINGELETHU SEC.	1	80	51	63.8	9	90	51	56.7	12	114	76	66.7
	100000124	1005532	LOUWVILLE HS	4				1	86	68	79.1	3	161	84	52.2
	138312229	1005510	LUTZVILLE HS.	5	35	35	100.0	0	38	38	100.0	0	42	42	100.0
	137312234	1005542	NUWERUS HS.	3	13	12	92.3	1	21	19	90.5	0	19	14	73.7
	133312238	1005513	PIKETBERG HS.	5	60	59	98.3	0	54	54	100.0	0	53	53	100.0
	133312241	1005515	PORTERVILLE HS.	5	47	47	100.0	0	59	59	100.0	0	51	51	100.0
	132473405	1005519	SCHOONSPRUIT SEK.	4	278	245	88.1	28	270	230	85.2	7	254	233	91.7
	133473413	1005521	STEYNVILLE SEK.	4	146	103	70.5	9	166	143	86.1	3	163	141	86.5
	132310302	1005522	SWARTLAND HS.	5	157	154	98.1	1	143	143	100.0	0	150	149	99.3
	137312254	1005523	VANRHYNSDORP HS.	5	45	41	91.1	1	38	37	97.4	0	45	37	82.2
	133312257	1005524	VELDDRIF HS.	5	24	24	100.0	2	30	28	93.3	6	32	32	100.0
	134310314	1005525	VREDENBURG HS.	5	152	151	99.3	12	170	164	96.5	5	144	137	95.1
138310312	1005526	VREDENDAL HS.	5	73	72	98.6	0	82	82	100.0	0	89	89	100.0	

District Name	EMIS No	Centre No	Centre Name	Quintile	2014			2015				2016			
					Wrote	Achieved	% Achieved	No Progressed	Wrote	Achieved	% Achieved	No Progressed	Wrote	Achieved	% Achieved
WEST COAST	138473421	1005527	VREDENDAL SEK.	3	136	123	90.4	3	141	124	87.9	0	155	137	88.4
	132470686	1005529	WESBANK SEK.	4	126	109	86.5	4	179	159	88.8	3	172	152	88.4
	134473456	1005530	WESTON SEK.	4	252	206	81.7	27	220	175	79.5	9	240	192	80.0





**ISBN: 978-1-4315-2694-9**

222 Struben Street, Pretoria, 0001

Private Bag X895, Pretoria, 80001, South Africa

Tel: 012 357 3000 | Fax: 012 323 0601

Private Bag X9035, Cape Town, 8000, South Africa

Tel: 021 486 7000 | Fax 021 461 8110

Call centre: 0800 202 933

**ISBN: 978-1-4315-2694-9**

**Department of Basic Education**



[www.education.gov.za](http://www.education.gov.za)



[www.facebook.com/BasicEd](http://www.facebook.com/BasicEd)



[www.twitter.com/dbe\\_sa](http://www.twitter.com/dbe_sa)