



basic education

Department:
Basic Education
REPUBLIC OF SOUTH AFRICA

**NATIONAL
SENIOR CERTIFICATE**

GRADE 12

MATHEMATICAL LITERACY P2

ADDENDUM

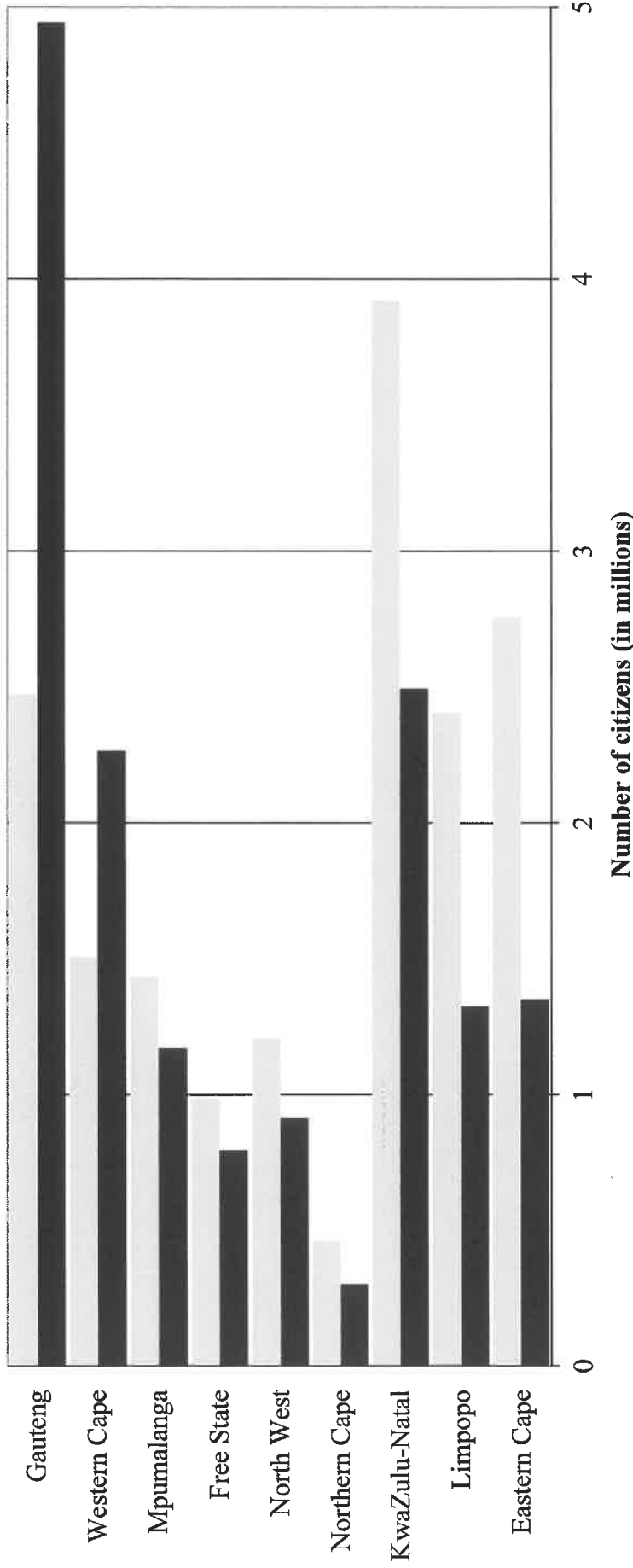
FEBRUARY/MARCH 2018

This addendum consists of 5 pages and 4 annexures.

ANNEXURE A

QUESTION 1.2

Bar graph showing citizens employed against citizens receiving social grants



	EASTERN CAPE	LIMPOPO	KWAZULU-NATAL	NORTHERN CAPE	NORTH WEST	FREE STATE	MPUMALANGA	WESTERN CAPE	GAUTENG
Receiving social grants	2 756 621	2 405 846	3 921 846	463 599	1 205 069	987 337	1 429 411	1 506 147	2 474 055
Employed	1 350 000	1 324 000	2 497 000	303 000	915 000	797 000	1 171 000	2 266 000	4 942 000

[Source: www.statssa.gov.za]

ANNEXURE B**QUESTION 2.1****CREDIT CARD STATEMENT OF MR SON**

RST BANK LTD		Card Division			
Mr J Son 21 Lost Street Greentown 2415		PO Box 789 Greentown 1098			
		Gold Credit Card			
		Account number 2456 **** *0223			
Statement Details					
Statement Date		25 Feb. 2017			
Statement Period		25 Jan. 2017 to 25 Feb. 2017			
Statement Frequency		Monthly			
Statement Number		32			
Payment Information					
Total amount outstanding on this statement		42 452,87			
Minimum payment due		1 273,58			
Payment due date		22 Mar. 2017			
Credit limit		92 500			
Available money to spend		50 047,00			
Account Summary					
Balance brought forward		–37,81			
Payments and credits		200,01			
Purchases and debits		42 690,69			
Closing balance		42 452,87			
VAT Summary					
Total charged excluding VAT		3,51			
Total VAT		0,49			
Total charged including VAT		4,00			
Transaction details					
Date	Description	Amount	Date	Description	Amount
25 Jan. 17	Balance brought forward	–37,81			
Credits			Credits		
2 Feb. 17	Fund transfer	–200,00	25 Feb. 17	Credit interest	–0,01
Debits			Debits		
2 Feb. 17	ATM withdrawal	200,00	10 Feb. 17	Pentavel	31 716,69
2 Feb. 17	ATM withdrawal fee	4,00	10 Feb. 17	Trafalgar	10 770,00
Closing balance					42 452,87

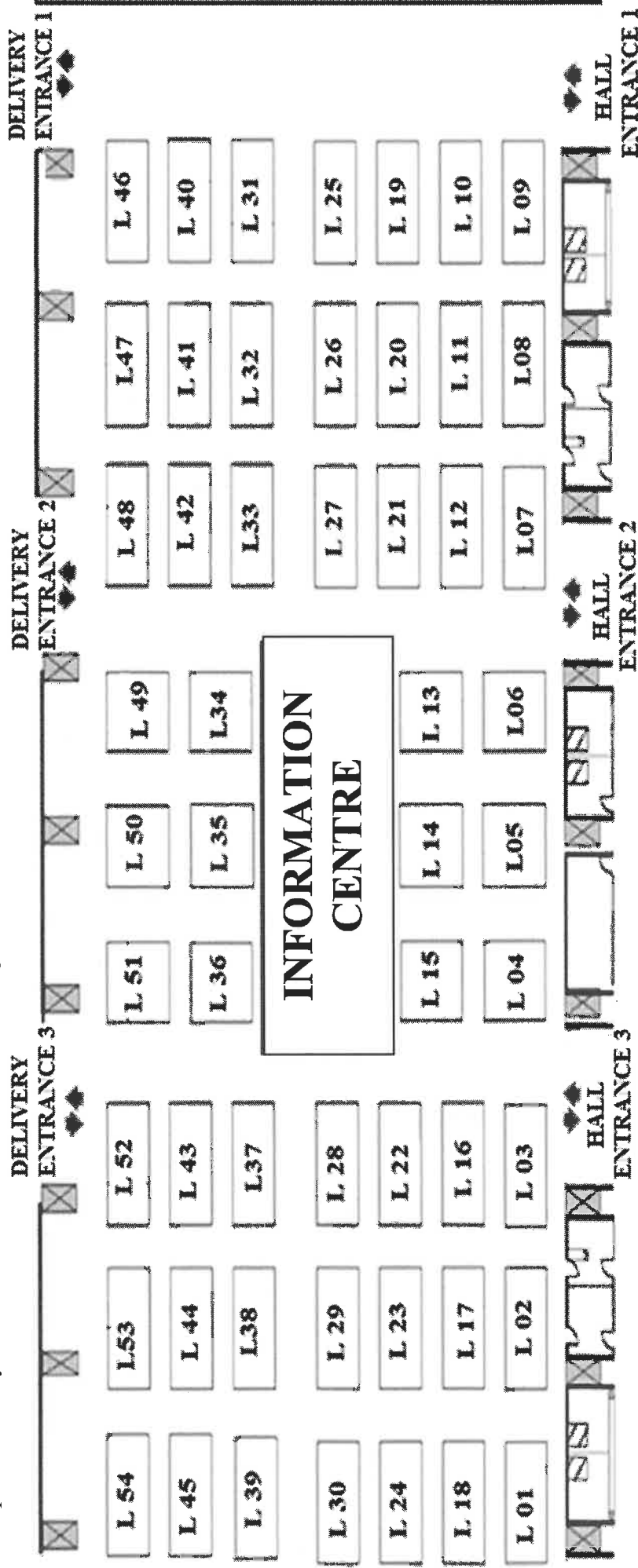
[Adapted from www.standardbank.com]**NOTE:**

- All purchases have a 55-day interest-free period from the date of purchase up to the date of settling the purchase price in full.

ANNEXURE C

QUESTION 3.3

Floor plan of the layout of the stands at the International Higher Education Fair



KEY

Spain	L 01 - L 03	UAE	L 13 - L 15	Ireland	L 28 - L 30	Holland	L 43 - L 45
Germany	L 04 - L 06	Malaysia	L 16 - L 18	UK	L 31 - L 33	China	L 46 - L 48
France	L 07 - L 09	Australia	L 19 - L 21	USA	L 34 - L 36	Belgium	L 49 - L 51
Canada	L 10 - L 12	Russia	L 22 - L 24	Japan	L 37 - L 39	USA	L 52 - L 54
		New Zealand	L 25 - L 27	China	L 40 - L 42		

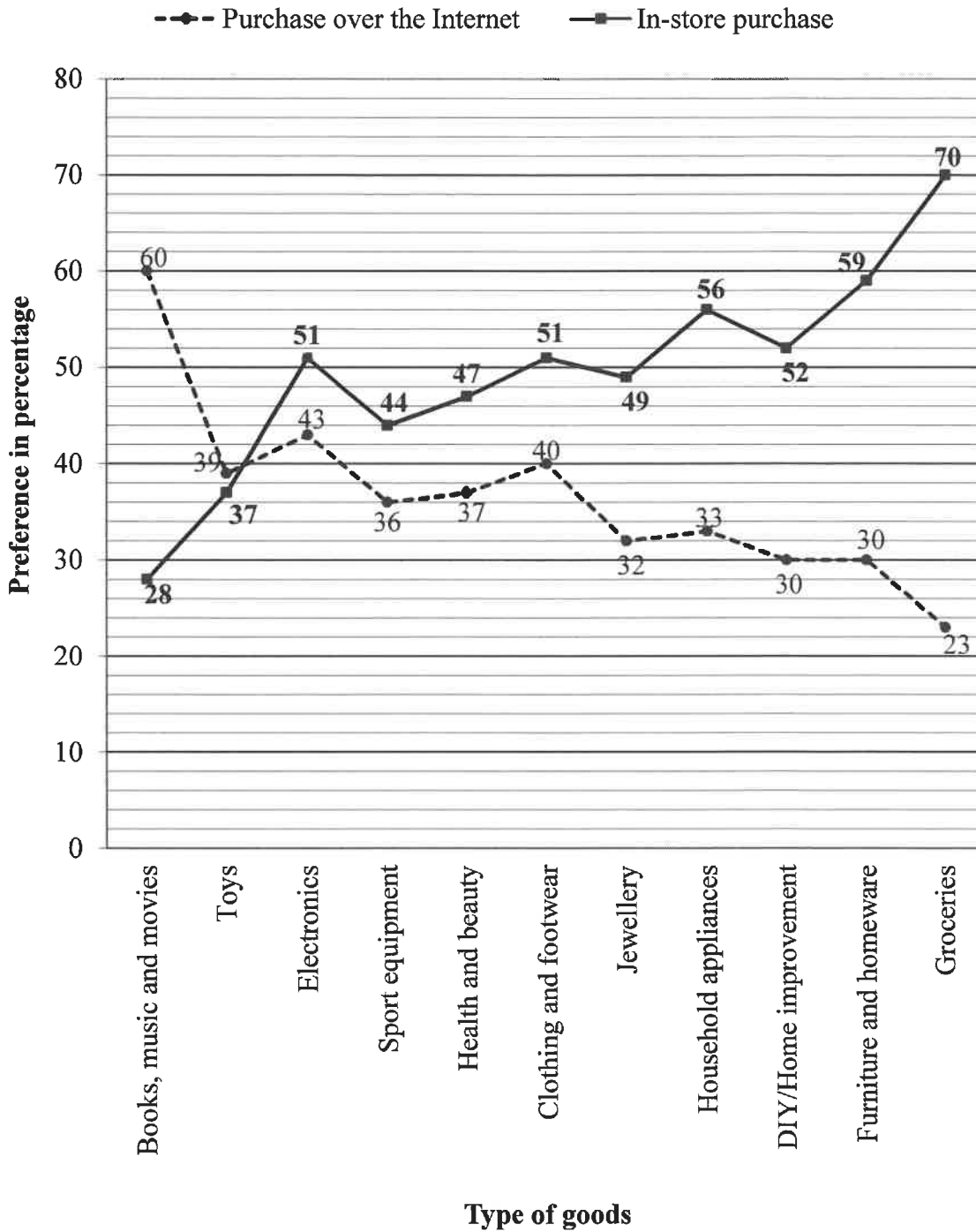
NOTE: Each stand, for example L 54, can accommodate six higher education institutions.

[Adapted from www.ihfef.com]

ANNEXURE D

QUESTION 4.3

**PREFERRED GOODS PURCHASED
OVER THE INTERNET OR IN-STORE**



[Source: www.graphics.com]