



basic education

Department:
Basic Education
REPUBLIC OF SOUTH AFRICA

IIMVAVANYO ZONYAKA NONYAKA KUZWELONKE

IBANGA 1

IMATHEMATIKA- ISIXHOSA

ULUHLU 2: 2012 IPHEPHA ELINGUMZEKELO

Isikhokelo sokusebenzisa imizekelo ka-ANA

1. Umbono jikelele

Uvavanyo lonyaka nonyaka (ANA) luvavanyo oludibeneyo lolwazi nezakhono ezifanele ukuphuhliswa, kubafundi bebanga lo-l ukuya kwele-6 kunye nele-9. Ukuncedisana novavanyo oluqhutywa esikolweni nokuqinisekisa ukuba abafundi bazithemba ngokwaneleyo ukuze bathathe inxaxheba ngempumelelo kwiimviwo zangaphandle, uluhlu lootitshala kunye neencutshe kwizifundo bavelise iimvavanyo eziyimizekelo ezinokusetyenziswa ngootitshala kwizifundo zoLwimi Lwasekhaya neMathematika. Unikwe imibuzo yemizekelo yemvavanyo ethatyathwe kumsebenzi wesikolo wonyaka wekharithulam ukusuka kwikota yokuqala, eyesibini neyesithathu, kunye nesiboniso esipheleleyo sovavanyo (ANA) sebanga ngalinye. Imizekelo yovavanyo equka nesiboniso esipheleleyo soviwo zongeza kuvavanyo oluqhubekayo esikolweni olwenziwa qho kubafundi nekufuneka lungayekwa.

2. Unxulumano namanye amacebiso okufunda nokufundisa

Ngenxa yokubaluleka kokudibanisa eyindlela yokufundisa, eminye imibuzo ekwimizekelo yeemvavanyo inxulunyaniswe neeNcwadi Zomsebenzi ngokwamabanga. Imizekelo yeemvavanyo iinganiswe neemfuno zekharithulam, kusetyenziswe amaxwebhu ekharithulam i-National Curriculum Statement Grades R-12 (NCS) ne-Curriculum and Assessment Policy Statements (CAPS) kumabanga ngamabanga, kusetyenziswe nendlela yokuhlola esemthethweni (National Protocol for Assessment). La maxwebhu ewonke kunye nalawo isikolo siwanika utitshala ukuze enze amacebiso angawo okunceda utitshala xa elungiselela izifundo kwakunye naxa esenza uvavanyo olusesikweni.

3. Unxulumaniso nezinye izixhobo zokufunda nokufundisa

Ukuze kubekho unxulumano olufanelekileyo, eminye imizekelo yezicatshulwa nemibuzo idityaniswe kwiincwadi zokusebenzela zamabanga ngamabanga ezingqale kumgangatho wabafundi. Le mizekelo ilungelelanisiwe ukuze iqwalasele iimfuneko zeNkcazelo yeKharithulam yeSizwe yamabanga R ukuya ku 12 (NCS), iinjongo zekharithulam, iNkcazelo yePolisi yeKharithulam enxulumene namabanga abafundi kunye nendlela yokuhlola esemthethweni. Yonke le miqulu kwakunye neminye imiqulu enokufumaneka esikolweni izizixhobo ezingundoqo ezinokusetyenziswa ukuncedisa ootitshala njengoko bequlunqa izifundo belawula nohlolo olungundoqo (uhlolo olukhulisayo).

4. Isetyenziswa njani imizekelo yovavanyo

Nangona imizekelo yovavanyo yebanga ngalinye nesifundo ngasinye yenziwe yaza yadityaniswa, utitshala akanyanzelekanga ukuba abafundi abaphendulise ngexesha elinye. Utitshala makakhethe umzekelo onombuzo onxulumene nesifundo asilungiseleleyo. Imibuzo ekhethwe kumzekelo vavanyo okanye iqela lemibuzo enokuphenduleka ngexesha elinye ingasetyenziswa ngokuyekukhula ukufunda nokufundisa ngolu hlobo:

4.1 Ekuqaleni kwesifundo, njengovavanyo lokuqonda nokwahlula izinto abafundi abakwazi ukuzenza/abazaziyo nezo bangakwazi ukuzenza/bangazaziyo. Ukuqonda lo mahluko kukhokhelela ekubeni abafundi bacoselelwe ukufundiswa nokuze kwakhiwe izifundo ezilungele ukulungisa ezo ngxaki banazo baze baphucule ukuqonda. Olu vavanyo lokuqonda lungenziwa umsebenzi wasekhaya ukonga ixesha.

4.2 Kwisifundo phakathi, uvavanyo olucwangcisiweyo lusetyenziswa ukuvavanya ukuba ulwazi nezakhono zabafundi ziyaphuhla na. Njengoko isifundo siqhuba lukwasetyenziswa ukuvavanya nokuqinisekisa ukuba akukho mfundi ushiyekayo kwisifundo.

4.3 Ukugqibezela isifundo okanye iqela lezifundo uvavanyo oludityanisiweyo luyenziwa ukuvavanya ukuba abafundi bayaqonda kwaye bayakwazi ukusebenzisa ulwazi nezakhono abazifumene kwizifundo. Inkcaza yokuba abafundi baqhube njani mabayinikwe ngoko nangoko, ngelo xesha utitshala wenza isigqibo ngeendawo ezifuna ukuphindwa kwisifundo okanye kwizifundo ukuncedisa ulwazi okanye izakhono ezingaphuhlanga.

4.4 Kuwo onke la manqanaba makusetyenziswe iindlela ngeendlela zokubuza, umz. indlela yokuphendula ngokukhetha kwiimpindulo azinikiweyo, imibuzo efuna impendulo yakhe, imibuzo efuna impendulo emfutshane, njalo-njalo.

Nangona uvavanyo lokufumana ukuqonda novavanyo lokwakha ulwazi lusenokuba lufutshane ngokwemibuzo, uvavanyo oludityanisiweyo lunokuquka imibuzo emininzi kuxhomekeka kumsebenzi osele wenziwe. Okubalulekileyo kukuqinisekisa ukuba abafundi baqhelaniswa nendlela yokuphendula uvavanyo olupheleleyo olufana novavanyo lukazwelonke lonyaka nonyaka (ANA).

5. Imemorandam okanye iindlela zokuphendula

Umzekelo wendlela yokuphendula okanye iimpindulo ezilindelekileyo zilungiselelwe kumzekelo wovavanyo. Ootitshala mabakhumbule ukuba imemorandam ayiniki mpendulo igqibeleleyo, Imemorandam inika nje kuphela iimpindulo ezilindelekileyo, ngoko utitshala angamnika umfundi amanqaku ngeempindulo ezahlukeneyo, ezivumelekileyo ezinikwe ngabafundi.

6. Ukugutyungelwa kwekharithulam


Kunyanzelekile ukuba ikharithulam igutyungelwe yonke kwibanga ngalinye. Imizekelo yovavanyo yebanga ngalinye ayimeli ikharithulam, ikhupha nje iisampula zovavanyo lolwazi nezakhono ezibalulekileyo kwaye zezomsebenzi wekota yokuqala ukuya kweyesithathu yonyaka Isantya sokusebenza somsebenzi ekufuneka wenziwe sinikezelwe kumaxwebhu ekharithulam (CAPS DOCUMENTS).

7. Ukuphetha

Injongo yeSebe leMfundo kukuphucula nokwakha ezona zisekelo zibalulekileyo, ukufunda nokubala kwabafundi. Uvavanyo lonyaka nonyaka sesinye sezixhobo iSebe leMfundo esisebenzisa ukuqaphela ukuba umgangatho wabafundi uyenyuka, uhleli ndawonye okanye uyehla. Izithili nezilokolo kulindeleke ukuba zancedise ootitshala kwaye zidlulise amacebo aluncedo ukuphucula ukufunda nokufundisa ezikolweni. Ngokusebenzisa imizekelo yokuvavanya njengelinye icebiso lokufundisa, ootitshala baza kunceda abafundi baqhelane neendlela nobuchule bokuvavanya. Ukusetyenziswa kwale mizekelo kuya kunceda abafundi bafumane ulwazi olufanelekileyo baze baphuhlise nezakhono ezinxulumene nokufunda ukuze baphucule kuvavanyo lukazwelonke olulandelayo.

AMANANI, II - OPHAREYISHINI NOLWALAMANO.

1. **Bala iipensile uze ubhale inani lazo.**





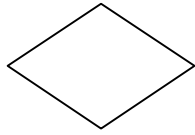
2. **Zingaphi iipaynapile ozibonayo?**




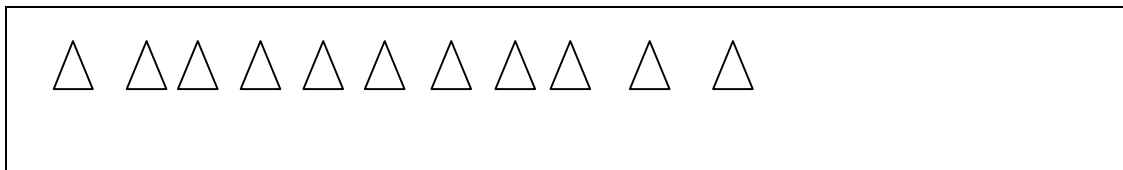
3. **Mingaphi imithi kwibhokisi nganye. Kwibhokisi yokuqala sele ubhalelwe.**

	6

4. **Mangaphi amacala emilo nganye?**



5. **Jonga inani loonxantathu uze uzobe inani laba nxantathu kwibhokisi engezantsi.**



6. **Fakela amanani ashiyiweyo.**

a.

5	6			9	10
---	---	--	--	---	----





b.

2	4		8	10
---	---	--	---	----

c.



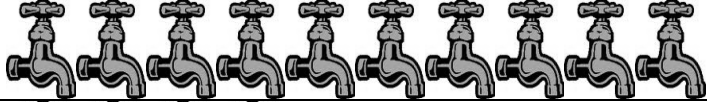


10		8		6	5	4
----	--	---	--	---	---	---

7. **Zoba umgca ukutshatisa inani elichanekileyo kunye nenani leepensile.**

	14
	21
	33
	8

8. **Jonga umfanekiso ngamnye.**

Zoba isangqa kwinani elihambelana nemifanekiso ekwiqela ngalinye.

	6	7	8	9	10
	2	3	4	5	6
	6	7	8	9	10
	2	3	4	5	6
	0	1	2	3	4

9. **Zoba imigca ukudibanisa amanani afanayo.**

●8 ●7 ●5

●5 ●8 ●7

10. **Khuphela inani olinikiweyo ebhokisini enganto: 6, 8, 9.**

6	
---	--

8	
---	--

9	
---	--






11. **Kwibhokisi nganye bhala inani elihambelana negama elikrwelelweyo.**

Zintandathu iinkwenkwezi

Zisibhozo iintyatyambo

Isixhenxe imivundla

12. **Gqibezela itheyibhile engezantsi.**

I mifanekiso	Inani	Inani magama
	_____	Zilishumi
	6	_____
	_____	Zisixhenxe
	8	_____
	5	_____

13. **Bhala amanani magama.**

9	
3	
2	
4	
1	

14. **Zoba itola ukudibanisa inani kunye negama lenani.**

7		Zisibhozo
6		Zilithoba
5		Zintandathu
8		Zintlanu
8		Zisixhenxe

UKUTHELEKISA NOKULANDELELANISA AMANANI

1. Jonga amakhandlela nezikere. Gqibezela izivakalisi usebenzise la magama "ninzi" okanye " mbalwa"



Kukho amakhandlela a _____ kunezikere.

Kukho izikere ezi _____ kunamakhandlela.

2. Jonga imifanekiso uze uphendule imibuzo.



Inkwenkwe



Udyakalashi

a ----- nemilenze emininzi kun ----- .

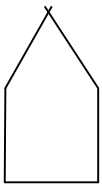


imoto

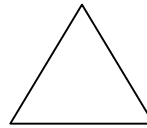


iteletele

b I _____ inamavili ambalwa kune _____ .



indlu



unxantathu

c _____ inamacala amaninzi ku _____ .

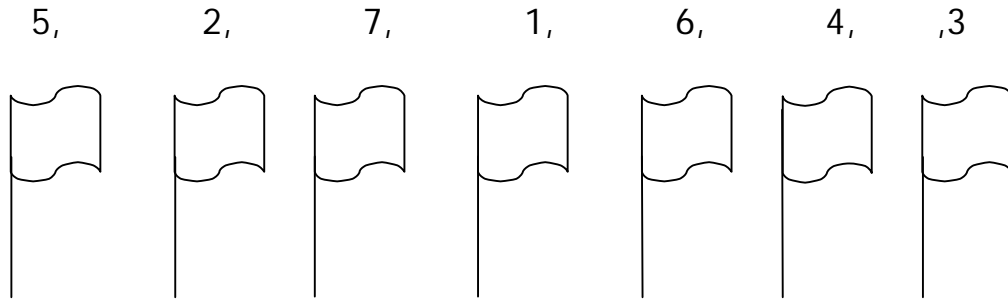
Landelelanisa amanani uqale ngelincinci ugqibele ngelikhulu.

3.

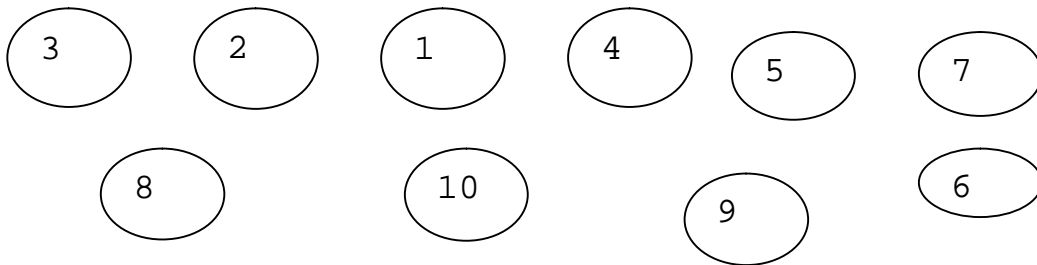
6, 8, 9, 7, 1

____, ____ , ____ , ____ , ____

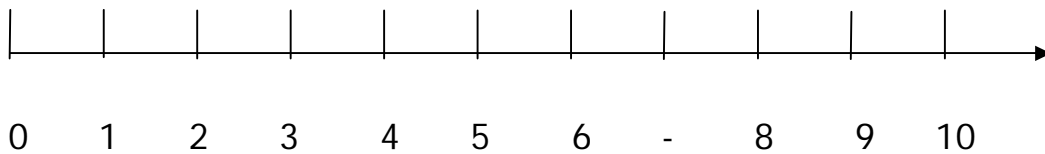
4. **Bhala amanani kwiiflegi ukusuka kwelincinci ukuya kwelikhulu.**



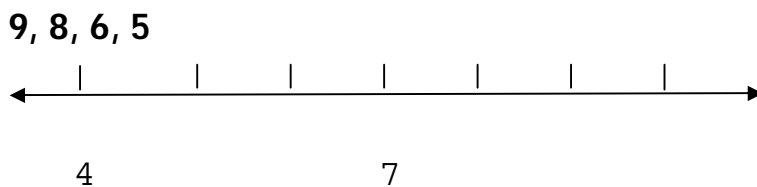
5. **Beka amanani akwizangqa ukusuka kwelikhulu ukuya kwelincinci.**



6. **Fakela amanani ashayiweyo kumgca manani.**



7. **Bhala la manani alandelayo kwindawo efanelekileyo kumgca manani.**



UKUSOMBULULA INGXAKI

1. UThabo uneelekese ezi 3 aze uSipho abeneelekese ezi 6.
USipho no Thabo baneelekese ezi _____ zizonke.
2. UTom uneeorenj i ezi 5 aze uNandi abeneeorenj i ezi 3.
Zingaphi iorenj i zika Tom no Nandi zizonke?

3. UVusi uchole ama apile ama 4 waze uNonto wachola ama apile ama 5.
Bobabini bachole ii apile ezi _____.
4. Iipensile ezi 4 neepensile ezi 3 zenza iipensile ezi _____ zizonke.
5. Kwibhanana ezi 6 uthathe iibhanana ezi 4 kushiyeke iibhanana ezi _____.
6. UTim unamapetyu asi 8. UJomo uthatha amapetyu ama 6 kuye.
Mangaphi amapetyu u Tim anawo ngoku?

7. UAna uneepesika ezili 10. Unika uLizi ezi 3.
UAna uneepesika ezi _____ ezishiyekileyo.

8. Iibhola ezingaphantsi ngo 4 kwiibhola ezisi 7 Ziibhola ezi_____ .

9. Utata uneebhokhwe ezisi 8. Uthengisa iibhokhwe ezi 4.

Uneebhokhwe ezi _____ ezishiyekileyo.

UKUBALA, OKUDIBANISA AMANANI, UKUPHINDA PHINDA NESIQINGATHA, UKUDIBANISA, UKUTHABATHA

1. Jonga iibloko, uze uphendule imibuzo.

	●
●	● ●
● ● ●	● ● ●
● ● ● ●	● ● ● ●
● ● ● ● ●	● ● ● ●

a. Phinda kabini u 1 = _____

Phinda kabini u 5 = _____

b. Isiqingatha sika 10 = _____

Isiqingatha sika 8 = _____

2. **Bhala impendulo.**

a. $10 = 5 + \underline{\hspace{2cm}}$

b. $4 + 4 = \underline{\hspace{2cm}}$

3. **Bhala iimpendulo.**

a. $2 + 3 = \underline{\hspace{2cm}}$

b. $1 + 5 = \underline{\hspace{2cm}}$

c. $2 + 3 = \underline{\hspace{2cm}}$

d. $7 + 2 = \underline{\hspace{2cm}}$

4. **Bhala iimpendulo.**

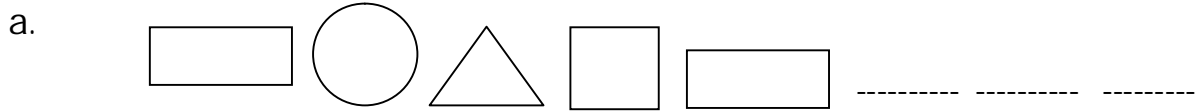
a. $8 - 2 = \underline{\hspace{2cm}}$

b. $5 - 1 = \underline{\hspace{2cm}}$

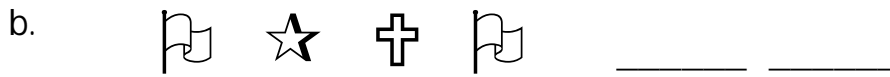
c. $3 - 1 = \underline{\hspace{2cm}}$

IIPHATHENI, IMISEBENZI NEALJIBRA

1. Zoba iidayagram ezi 3 ezilandelayo kule phatheni.



Zoba izinto ezi 2 ezilandelayo.



ISITHUBA NESIMO

1. Biyela unobumba onempendulo echanekileyo.



a. Ibhedi ikwicala lasekunene lebhasikithi .


b. Ibhedi ikwicala lasesekhohlo lebhasikithi.

2. **Biyela unobumba onempendulo echanekileyo.**



- a. I kati isebhaskithini.
- b. I kati iphantsi kwebhasikithi.

3. **Biyela unobumba onempendulo echanekileyo.**



- a. I milo engasentla ifana nebhola.
- b. I milo engentla ifana nebhokisi.

UMLINGANISELO- IXESHA, UBUDE, UBUNZIMA, UMTHAMO


1. **Biyela impendulo echanekileyo.**



kusasa

ebusuku

2. **Bhala u“X” phezu kwento ende.**




3. **Biyela into emfutshane.**



4. **Biyela inkonkxa egcina amanzi amaninzi.**



5. Zoba umnqamlezo ecaleni kwento elula.



6. Zoba umnqamlezo ecaleni kwesilwanyana esinzima.

