



ENGLISH HOME LANGUAGE
GRADE 1 – BOOK 1
TERMS 1 & 2
ISBN 978-1-920458-05-8
THIS BOOK MAY NOT BE SOLD.
9th Edition



a b c d e
f g h i j
k l m n o p
q r s t u
v w x y z

ENGLISH HOME LANGUAGE – Grade 1 Book 1

ISBN 978-1-920458-05-8

Revised and
CAPS aligned



Name:

Class:



basic education
Department:
Basic Education
REPUBLIC OF SOUTH AFRICA

ENGLISH HOME
LANGUAGE

Book 1
Terms 1 & 2





Mrs Angie Motshekga,
Minister of
Basic Education



Mr Enver Surty,
Deputy Minister of
Basic Education

These workbooks have been developed for the children of South Africa under the leadership of the Minister of Basic Education, Mrs Angie Motshekga, and the Deputy Minister of Basic Education, Mr Enver Surty.

The Rainbow Workbooks form part of the Department of Basic Education's range of interventions aimed at improving the performance of South African learners in the first six grades. As one of the priorities of the Government's Plan of Action, this project has been made possible by the generous funding of the National Treasury. This has enabled the Department to make these workbooks, in all the official languages, available at no cost.

We hope that teachers will find these workbooks useful in their everyday teaching and in ensuring that their learners cover the curriculum. We have taken care to guide the teacher through each of the activities by the inclusion of icons that indicate what it is that the learner should do.

We sincerely hope that children will enjoy working through the book as they grow and learn, and that you, the teacher, will share their pleasure.

We wish you and your learners every success in using these workbooks.

RESPONSIBILITIES OF THE YOUTH OF SOUTH AFRICA

Equity Treat every person equally and fairly. Do not discriminate. 	Human dignity Respect everyone. Be kind and caring. 	Life All life is precious. Treat all life with respect.
Family Honour and respect your parents. Be kind and loyal to your family. 	Education Attend school, learn and work hard. Adhere to the school's rules. 	Work Help your family with work in your home. Children must not be forced to get a job.
Freedom and security Do not hurt, bully or intimidate others, and do not let others do so. Solve disagreements in a peaceful way. 	Property Respect the property of others. Do not damage property and do not steal. 	Religion, belief and opinion Respect the beliefs and opinion of others.
Safety Look after the earth. Do not waste water and electricity. Look after animal and plant life. Keep your home and community clean and safe. 	Citizenship Be a good and loyal South African citizen. Obey the laws, and ensure others do as well. 	Freedom of expression Do not spread lies and hatred. Ensure others are not insulted or have their feelings hurt.



Published by the Department of Basic Education
222 Struben Street
Pretoria
South Africa

© Department of Basic Education
Ninth edition 2019


ISBN 978-1-920458-05-8

The Department of Basic Education has made every effort to trace copyright holders but if any have been inadvertently overlooked the Department will be pleased to make the necessary arrangements at the first opportunity.

This book may not be sold.


Grade

1



Home Language

in ENGLISH



ENGLISH
Book
1



Theme 1: School

Term 1: weeks 1–5

1 Do what they are doing 2

Copy the poses of children in pictures
Motor coordination

2 The body 4

Parts of the body
Listen and point to the correct part of the body.
Cut out activity of body parts pasting them correctly on picture.

3 Left and Right 6

Laterality
Trace left and right hand and count the fingers.

4 Left and Right 8

Laterality
Show left and right hand
Writing: Tracing

5 Practise your name 10

Writing: Visual discrimination
Identify and circle the letters of your name
Practise writing your name
Downward lines: draw sticks for the flags and stems for the flowers

6 Where are they? 12

Position in space
Speaking: concepts on, under, behind
Say where these children are

7 What noise does it make? 14

Auditory perception: What sounds does it make?
Does it make loud or soft sounds?
Visual discrimination: Circle the odd one in each row

8 Home safety 16

Speaking: Identify what is dangerous in the picture.
Explain why it is dangerous.

9 Matching 18

Visual discrimination, fine motor coordination
Draw a line to match each baby animal to its mother.
Auditory perception: What sound does each animal make?

10 My classroom 20

Visual literacy, speaking: Name items in a classroom.
Which do you have in your classroom?

11 Summer and winter 22

Colours and seasons: Circle the clothes we wear in summer in red and in winter in blue.

12 Cleanliness 24

Circle the things we use for cleanliness.
Writing: Eye tracking following a maze.



13 Playing together 26

Speaking about a picture
Reading a sentence
Phonic: s
Say the sound and colour it in, then find and circle it.
Word work: Read the words and listen to the sounds.
Reading: Match the word cards with these words.
Fun activity (trace and find) eye tracking

14 The letter s 28

Writing: Trace and practise the letter S
Circle the pictures that start with the s-sound.
Fill in the letter s in the spaces so that the words match the pictures.

15 At school 30

Speaking about a picture
Reading a sentence
Phonic: a
Say the sound and colour it in, then find and circle it.
Word work: Read the words and listen to the sounds.
Reading: Match the word cards with these words.
Fun activity.

16 The letter a 32

Practise writing the letter.
Onset sound: Circle the pictures that start with the a-sound.
Visual discrimination: Find and circle the picture, the shape or letter that is the same as the first one.
Matching colours and shapes.

Theme 2: Playing together

Term 1: weeks 6–10

17 Neatness 34

Speaking about a picture
Reading a sentence
Phonic: t
Say the sound and colour it in, then find and circle it.
Word work: Read the words and listen to the sounds.
Reading: Match the word cards with these words.
Visual discrimination: Spot the difference

18 The letter t 36

Writing: Trace and practise the letter t
Circle the pictures that start with the t-sound.
Fill in the letter t in the spaces so that the words match the pictures.
Reading: Colour in the correct word that matches the picture.

19 Friendship 38

Speaking about a picture
Reading a sentence
Phonic: p
Say the sound and colour it in, then find and circle it.
Word work: Read the words and listen to the sounds.
Reading: Match the word cards with these words.
Visual literacy: use the pictures to tell the story.

20 The letter p 40

Writing: Trace and practise the letter i
Circle the pictures that start with the i-sound.
Fill in the letter i in the spaces so that the words match the pictures.

21 We play 42

Speaking about a picture
Reading a sentence
Phonic: i
Say the sound and colour it in, then find and circle it.
Word work: Read the words and listen to the sounds.
Reading: Match the word cards with these words.
Fun activity: Complete the patterns.

22 The letter i 44

Writing: Trace and practise the letter p
Circle the pictures that start with the p-sound.
Fill in the letter p in the spaces so that the words match the pictures.

23 Singing 46

Speaking about a picture
Reading a sentence
Phonic: n
Say the sound and colour it in, then find and circle it.
Word work: Read the words and listen to the sounds.
Reading: Match the word cards with these words.
Draw yourself and then write your name.

24 The letter n 48

Writing: Trace and practise the letter n
Circle the pictures that start with the n-sound.
Fill in the letter n in the spaces so that the words match the pictures.
Writing: Build words by combining the letters.

25 My mother 50

Speaking about a picture
Reading a sentence
Phonic: n and m
Say the sound and colour it in, then find and circle it.
Word work: Read the words and listen to the sounds.
Reading: Match the word cards with these words.
Visual literacy: use the pictures to tell the story.

26 The letter m 52

Writing: Trace and practise the letter m & n
Circle the pictures that start with the m & n-sound.
Fill in the letter m & n in the spaces so that the words match the pictures.
Draw pictures of things that start with the m- and n-sound.

27 Doing homework 54

Speaking about a picture
Reading a sentence
Phonic: d
Say the sound and colour it in, then find and circle it.
Word work: Read the words and listen to the sounds.
Reading: Match the word cards with these words.
Phonic: Fill in the letter d to make the word match the picture. Then trace the vowel.

28 The letter d 56

Writing: Trace and practise the letter d
Circle the pictures that start with the d-sound.
Fill in the letter d in the spaces so that the words match the pictures.

29 Safely home 58

Speaking about a picture
Reading a sentence
Phonic: g
Say the sound and colour it in, then find and circle it.
Word work: Read the words and listen to the sounds.
Reading: Match the word cards with these words.
Fun activity: Draw a picture to show how you get to school each day.

30 The letter g 60

Writing: Trace and practise the letter g
Circle the pictures that start with the g-sound.
Fill in the letter g in the spaces so that the words match the pictures.

29 My teacher 58

Speaking about a picture
Reading a sentence
Phonic: o
Say the sound and colour it in, then find and circle it.
Word work: Read the words and listen to the sounds.
Reading: Match the word cards with these words.
Fun activity: Complete the patterns.

30 The letter o 60

Writing: Trace and practise the letter O
Circle the pictures that start with the O-sound.
Fill in the letter O in the spaces so that the words match the pictures.



Theme 3: After school



Term 2: weeks 1–5

33 We play 66

Speaking about a picture
Reading a sentence
Phonic: c
Say the sound and colour it in, then find and circle it.
Word work: Read the words and listen to the sounds.
Reading: Match the word cards with these words.
Fun activity: Trace the dotted lines of animal shapes.

34 The letter c 68

Writing: Trace and practise the letter C
Circle the pictures that start with the C-sound.
Fill in the letter c in the spaces so that the words match the pictures.

35 Games 70

Speaking about a picture
Reading a sentence
Phonic: k
Say the sound and colour it in, then find and circle it.
Word work: Read the words and listen to the sounds.
Reading: Match the word cards with these words.
Fun activity: Match the ball to the sport.

36 The letter k 72

Writing: Trace and practise the letter k
Circle the pictures that start with the k-sound.
Fill in the letter k in the spaces so that the words match the pictures.
Writing: Build words by combining the letters.

37 Pets 74

Speaking about a picture
Reading a sentence
Phonic: e
Say the sound and colour it in, then find and circle it.
Word work: Read the words and listen to the sounds.
Reading: Match the word cards with these words.
Eye tracking on maze: Help the driver to the end of the road.

38 The letter e 76

Writing: Trace and practise the letter e
Circle the pictures that start with the e-sound.
Fill in the letter e in the spaces so that the words match the pictures.

39 Resting 78

Speaking about a picture
Reading a sentence
Phonic: u
Say the sound and colour it in, then find and circle it.
Word work: Read the words and listen to the sounds.
Reading: Match the word cards with these words.
Visual literacy: use the pictures to tell the story.

40 The letter u 80

Writing: Trace and practise the letter U
Circle the pictures that start with the U-sound.
Fill in the letter U in the spaces so that the words match the pictures.

41 After school 82

Speaking about a picture
Reading a sentence
Phonic: r
Say the sound and colour it in, then find and circle it.
Word work: Read the words and listen to the sounds.
Reading: Match the word cards with these words.
Fun activity: Link the faces with the emotion.

42 The letter r 84

Writing: Trace and practise the letter r
Circle the pictures that start with the r-sound.
Fill in the letter r in the spaces so that the words match the pictures.

43 Going home 86

Speaking about a picture
Reading a sentence
Phonic: b
Say the sound and colour it in, then find and circle it.

Word work: Read the words and listen to the sounds.
Reading: Match the word cards with these words.
Fun activity: Complete the patterns.

44 The letter b 88

Writing: Trace and practise the letter b
Circle the pictures that start with the b-sound.
Fill in the letter b in the spaces so that the words match the pictures.

45 My father 90

Speaking about a picture
Reading a sentence
Phonic: f
Say the sound and colour it in, then find and circle it.
Word work: Read the words and listen to the sounds.
Reading: Match the word cards with these words.
Fun activity: Join the dots on the bus. Draw faces in the windows and colour in the picture.

46 The letter f 92

Writing: Trace and practise the letter f
Circle the pictures that start with the f-sound.
Fill in the letter f in the spaces so that the words match the pictures.

47 My grandparents 94

Speaking about a picture
Reading a sentence
Phonic: l
Say the sound and colour it in, then find and circle it.
Word work: Read the words and listen to the sounds.
Reading: Match the word cards with these words.
Fun activity: Complete the patterns.

48 The letter l 96

Writing: Trace and practise the letter l
Circle the pictures that start with the l-sound.
Fill in the letter l in the spaces so that the words match the pictures.

Theme 4: My family

Term 2: weeks 6–10

49 Eating properly 98

Speaking about a picture
Reading a sentence
Phonic: h
Say the sound and colour it in, then find and circle it.
Word work: Read the words and listen to the sounds.
Reading: Match the word cards with these words.
Visual discrimination: Look at the picture and draw a circle around all the fruit.

50 The letter h 100

Track and trace: Help the bus to get to each house in the maze.
Writing: Trace and practise the letter h.
Circle the pictures that start with the h-sound.
Fill in the letter h in the spaces so that the words match the pictures.
Draw pictures of words that start with the letter h.

51 The letter j 102

Writing: Trace and practise the letter j
Circle the pictures that start with the j-sound.
Fill in the letter j in the spaces so that the words match the pictures.

52 Eating 104

Speaking about a picture
Reading a sentence
Phonic: j
Say the sound and colour it in, then find and circle it.
Word work: Read the words and listen to the sounds.
Reading: Match the word cards with these words.
Fun activity: Draw a picture of your family.

53 Uncle and aunt 106

Speaking about a picture
Reading a sentence
Phonic: v
Say the sound and colour it in, then find and circle it.
Word work: Read the words and listen to the sounds.
Reading: Match the word cards with these words.
Fun activity: Draw a picture about a TV programme you like to watch.

54 The letter v 108

Writing: Trace and practise the letter V
Circle the pictures that start with the V-sound.
Fill in the letter V in the spaces so that the words match the pictures.

55 Helping 110

Speaking about a picture
Reading a sentence
Phonic: w
Say the sound and colour it in, then find and circle it.
Word work: Read the words and listen to the sounds.
Reading: Match the word cards with these words.
Visual discrimination: Draw a red circle around meat, a blue circle around the soaps and a green circle around the fruit.

56 The letter w 112

Writing: Trace and practise the letter w
Circle the pictures that start with the w-sound.
Fill in the letter w in the spaces so that the words match the pictures.

57 My brother 114

Speaking about a picture
Reading a sentence
Phonic: y
Say the sound and colour it in, then find and circle it.
Word work: Read the words and listen to the sounds.
Reading: Match the word cards with these words.
Eye tracking using a maze: Show the route Sam takes to school. Explain this to a friend.

58 The letter y 116

Writing: Trace and practise the letter C
Circle the pictures that start with the C-sound.
Fill in the letter c in the spaces so that the words match the pictures.
Colour in the shapes with the letter y in yellow and the letter g with green.

59 Zebra 118

Speaking about a picture

Reading a sentence
Phonic: z
Say the sound and colour it in, then find and circle it.
Word work: Read the words and listen to the sounds.
Reading: Match the word cards with these words.
Fun activity: Draw a line from the animal to its home.

60 The letter z 120

Writing: Trace and practise the letter Z
Circle the pictures that start with the Z-sound.
Fill in the letter Z in the spaces so that the words match the pictures.

61 Helping at home 122

Speaking about a picture
Reading a sentence
Phonic: q
Say the sound and colour it in, then find and circle it.
Word work: Read the words and listen to the sounds.
Reading: Match the word cards with these words.
Symmetry: Finish the picture.

62 The letter q 124

Writing: Trace and practise the letter q
Circle the pictures that start with the q-sound.
Fill in the letter q in the spaces so that the words match the pictures.

63 Birthdays 126

Speaking about a picture
Reading a sentence
Phonic: x
Say the sound and colour it in, then find and circle it.
Word work: Read the words and listen to the sounds.
Reading: Match the word cards with these words.
Fun activity: Draw candles on this cake to show how old you are.

64 The letter x 128

Writing: Trace and practise the letter X
Circle the pictures that start with the X-sound.
Fill in the letter X in the spaces so that the words match the pictures.

Do what they are doing



Let's do

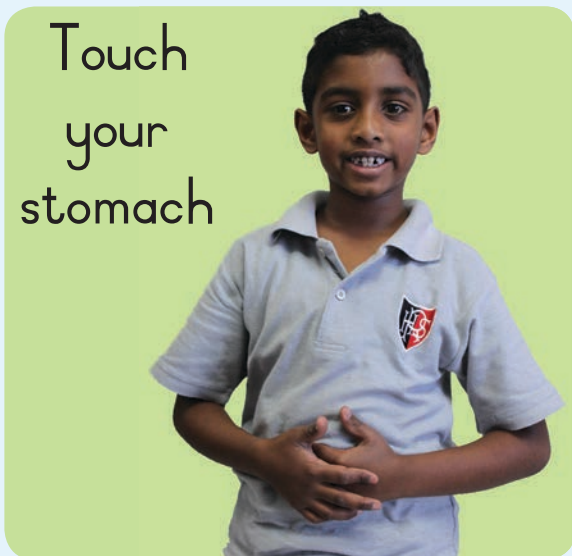
Copy these children.



Touch your
head



Touch your
shoulders



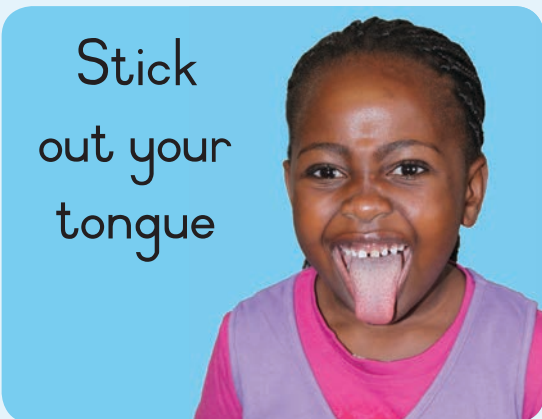
Touch
your
stomach



Touch your
nose



Touch your
knees



Stick
out your
tongue



Close
your
eyes

Date: _____



Touch
your
toes



Open your
fingers
wide



Stretch your
arm out



Touch
your
head



Touch the
sky



Stretch out wide

TEACHER: Sign _____

Date _____

3



Let's do

Listen to your teacher and point to the correct part of the body.

eye

nose

mouth

shoulder

chest

arm

stomach

finger

hand

thumb

hair

head

ear

teeth

tongue

neck

elbow

knee

leg

foot

toe

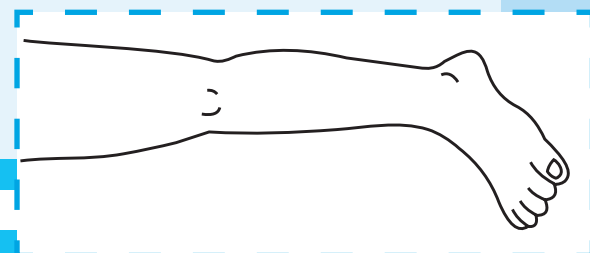
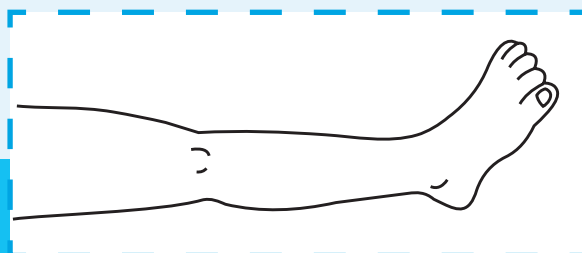
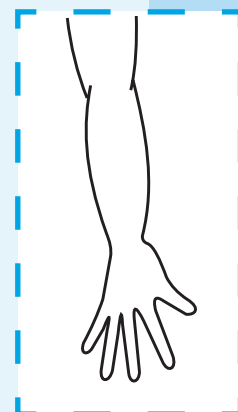
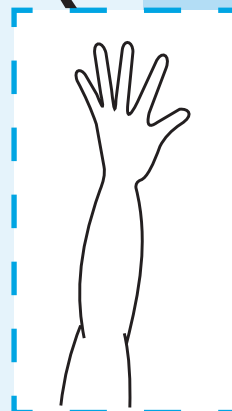
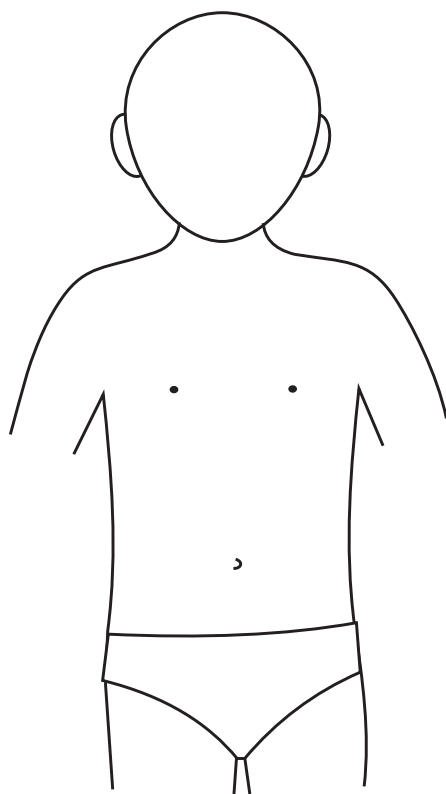


Date: _____



Let's write

Cut out the arms and legs and paste them correctly on this picture.
Colour the picture and remember to draw the face.







Let's write



Trace your left hand.

Left





Date: _____




Let's write

Trace your right hand then
count your fingers.

Right



Large empty rectangular box for writing practice.



TEACHER: Sign _____

Date _____





Let's do

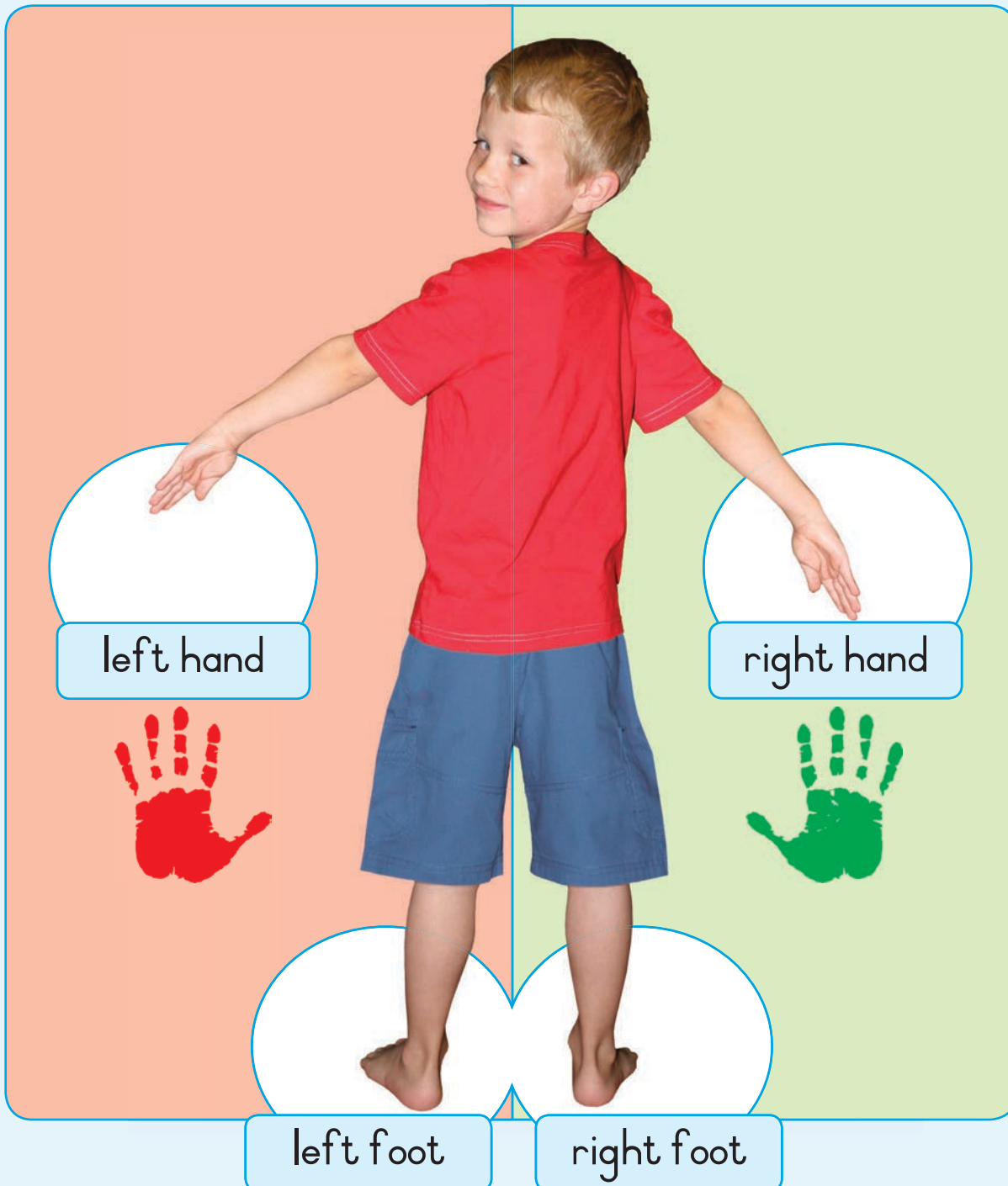
Stand like the boy in the picture.

Show your right hand.

Show your left hand.

Show which hand you like to write with.

Show which foot you like to kick with.



Date: _____


Trace the lines




Let's write




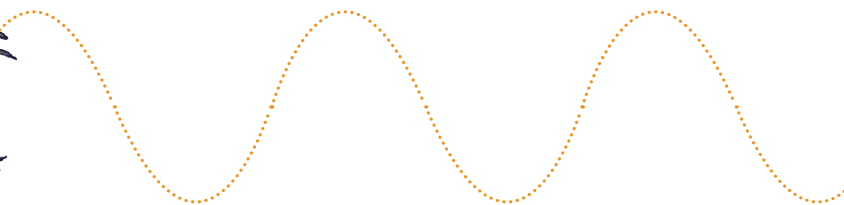
Draw strings for these balloons.




Draw sticks for these sweets.



Help the bee to find the flower.



Help the butterfly to find the flower.



TEACHER: Sign _____

Date _____

Practise your name



Let's write

Circle the first letter of your name.

Practise it.

A B C D E F G
H I J K L M N
O P Q R S T
U V W X Y Z

Circle the other letters of your name.

a b c d e f g h i j k l m n o
p q r s t u v w x y z

Practise writing your name.

Name:

Surname:

Date: _____




Let's write



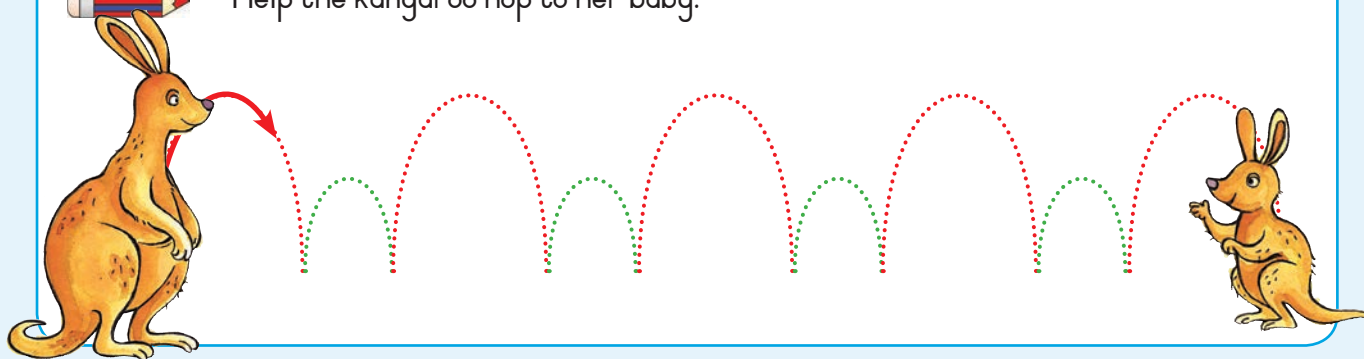
Draw sticks for these flags.




Draw stems for these flowers.



Help the kangaroo hop to her baby.



Help the boy fly his kite.



TEACHER: Sign _____

Date _____

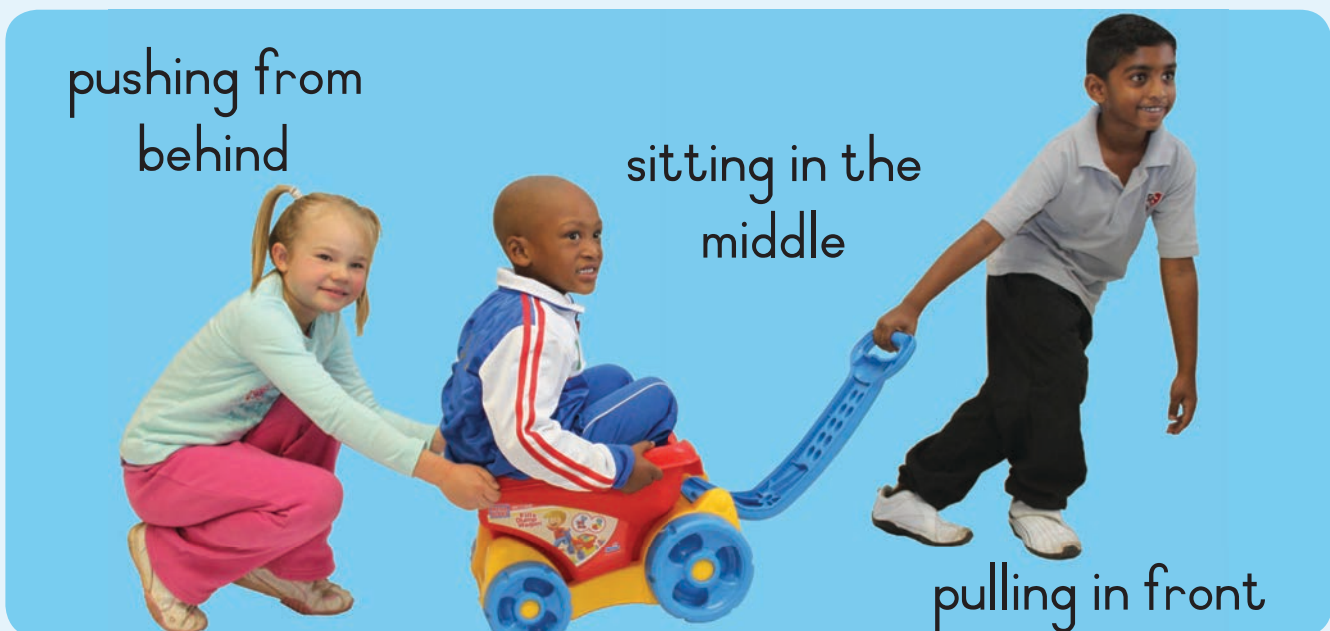
11

Where are they?




Let's do

Say where these children are.



Date: _____



TEACHER: Sign _____

Date _____




13

What noise does it make?



Let's do

Say what noise it makes and then circle those that make a loud noise in **red**.
Circle those that make a soft sound in **blue**.





Date: _____

Odd one out



Let's write

Circle the odd one out in each row.



TEACHER: Sign _____

Date _____

15




Let's do

What is dangerous in this picture? Why is this dangerous?



Date: _____



TEACHER: Sign _____


Date _____

17




Let's do

Draw a line to match each baby to its mother. What sound does each animal make?



Date: _____



TEACHER: Sign _____

Date _____

19




Let's do

Look at the picture and talk about what you see.
Which of these do you have in your classroom?



school bag



lunchbox

sandwich



juice

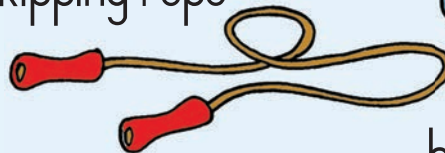
apple



ball



skipping rope



books

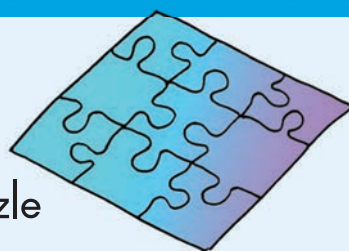


Date: _____

poster



puzzle




crayons



pencil



glue stick



scissors




ruler



eraser



pen and paper



paint



paintbrush



radio



computer






TEACHER: Sign _____

Date _____

21



Let's write

Circle the clothes we wear in summer in red. Circle the clothes we wear in winter in blue. 

Summer

Date: _____



Winter

TEACHER: Sign _____

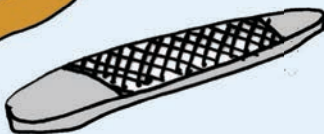

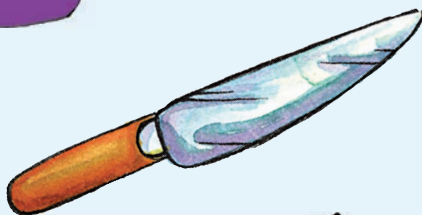


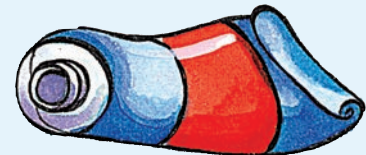

Date _____

23



Let's write

Circle the things that we use for cleanliness.
Say what we use the other things for.






Date: _____



Let's write

Help the girls to find their toothbrushes.



TEACHER: Sign _____

Date _____

25





Let's speak

Look at the picture and talk about what you see.



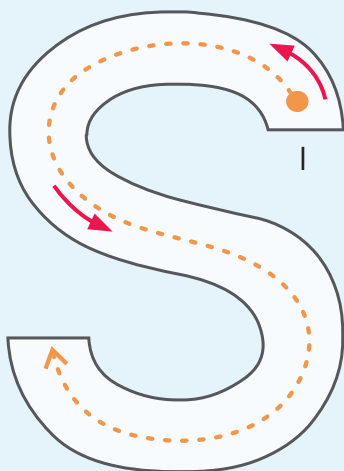
Let's read

Ann and Sam sit.




Sounds

Say the sound and colour it in, then find and circle it.



z	s	e	c
e	z	o	s
a	s	x	z
s	u	w	a

snake



Date: _____



Word work

Read the words and listen to the sounds.

Sam	sits	sat
sad	sit	sun



Let's write

Match the word cards from the back of the book with these words.

Ann	and	Sam	sit.
-----	-----	-----	------




Fun

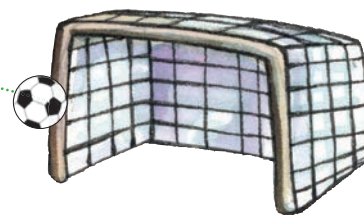
Trace.



Help the bird to find its nest.



Help the boy to score a goal.



Help the bee to find the flower.



TEACHER: Sign _____


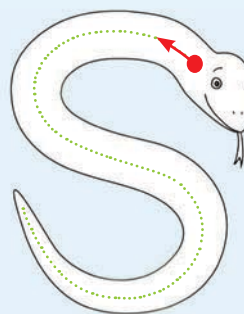
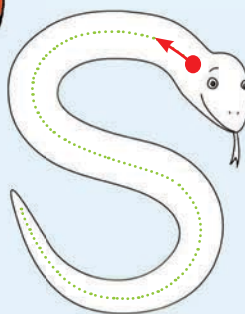
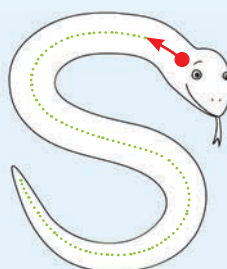
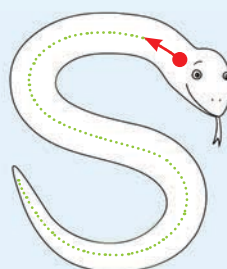
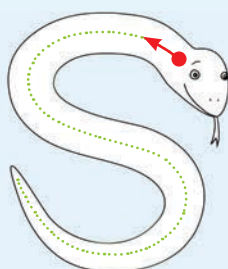
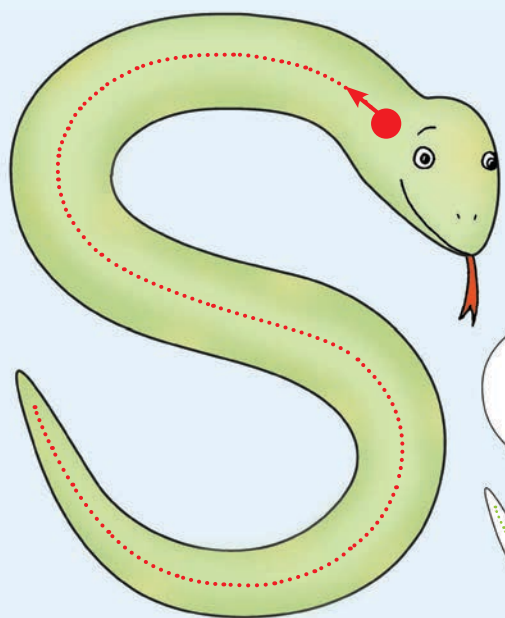
Date _____

27




Let's write

Trace the dotted lines.



Let's write

Practise writing this letter.



S S S S S S


S S S S

Date: _____



Let's write

Circle the pictures in which you hear the **S**-sound.



Let's write

Fill in the letter **S** in the spaces so that the words match the picture.



TEACHER: Sign _____

Date _____

29



Let's speak

Look at the picture and talk about what you see.



Let's read

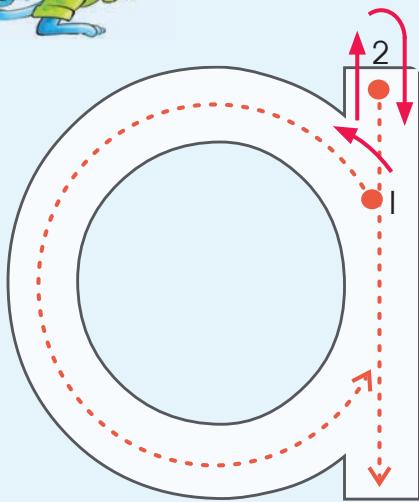
Ann and Sam.




ABC

Sounds

Say the sound and colour it in, then find and circle it.



a	d	c	a
e	g	q	b
a	o	b	a
s	b	a	A



Date: _____



Word work

Read the words and listen to the sounds.

an	ant	Ann
as	Sam	apple



Let's write

Match the word cards from the back of the book with these words.

Ann	and	Sam.
-----	-----	------



Fun

Draw yourself.

Blank area for drawing.

TEACHER: Sign _____

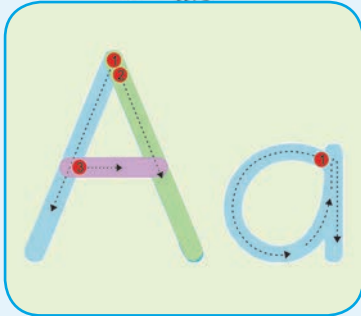
Date _____

31



Let's write

Practise writing this letter.



a a a a a a a

A A A A



Let's do


Circle the pictures that start with the **a**-sound.

Date: _____

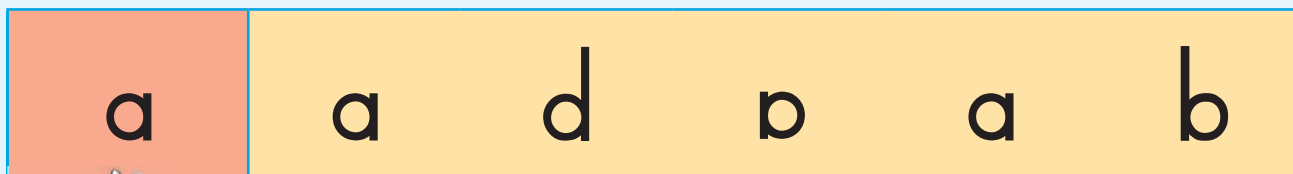


Let's do

Find and circle the picture that is the same as the first one.

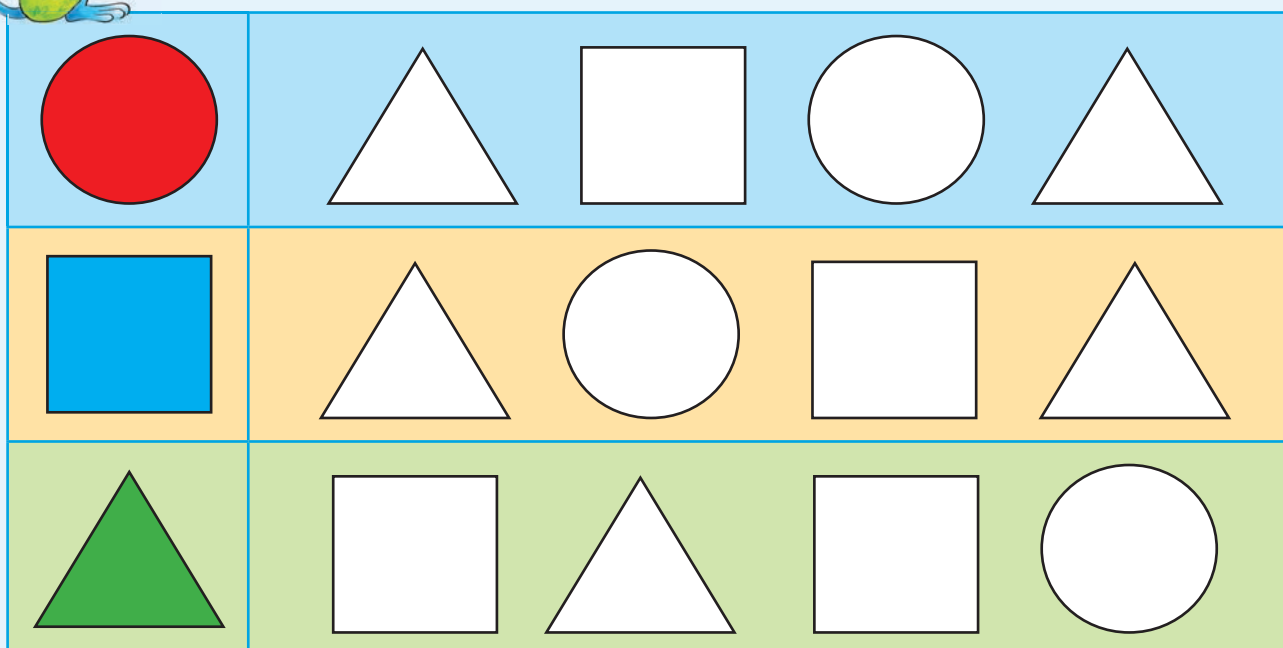


Find and circle the letter that is the same as the first one.



Let's do

Find the shape that is the same as the one in the first box. Colour it in the same colour.



TEACHER: Sign _____


Date _____

33



Let's speak

Look at the picture and talk about what you see.



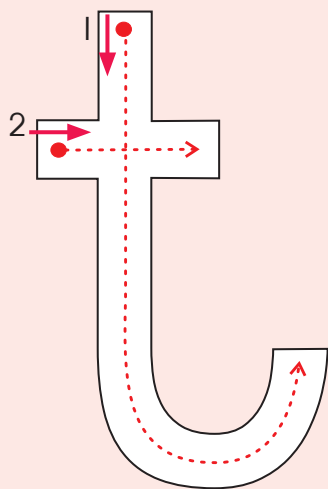
Let's read

Sam is hot and wet.



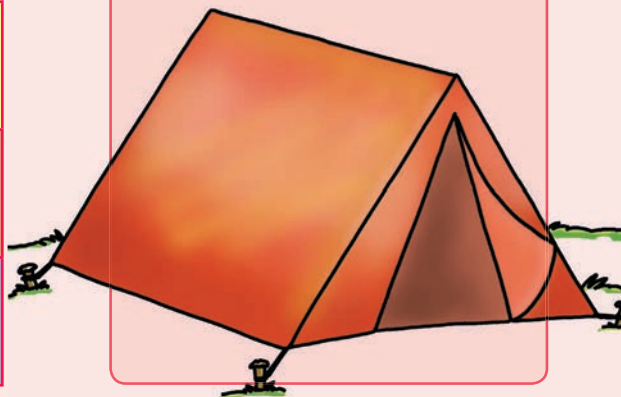
Sounds

Say the sound and colour it in, then find and circle it.



t	d	j	t
i	f	a	j
t	a	t	f
f	t	j	i

tent



Date: _____



Word work

Read the words and listen to the sounds.

ten	top	tip
tent	tap	tin



Let's write

Match the word cards from the back of the book with these words.

Sam is hot and wet.



Fun

Tell your friend how Sam looked before and after school.



TEACHER: Sign _____

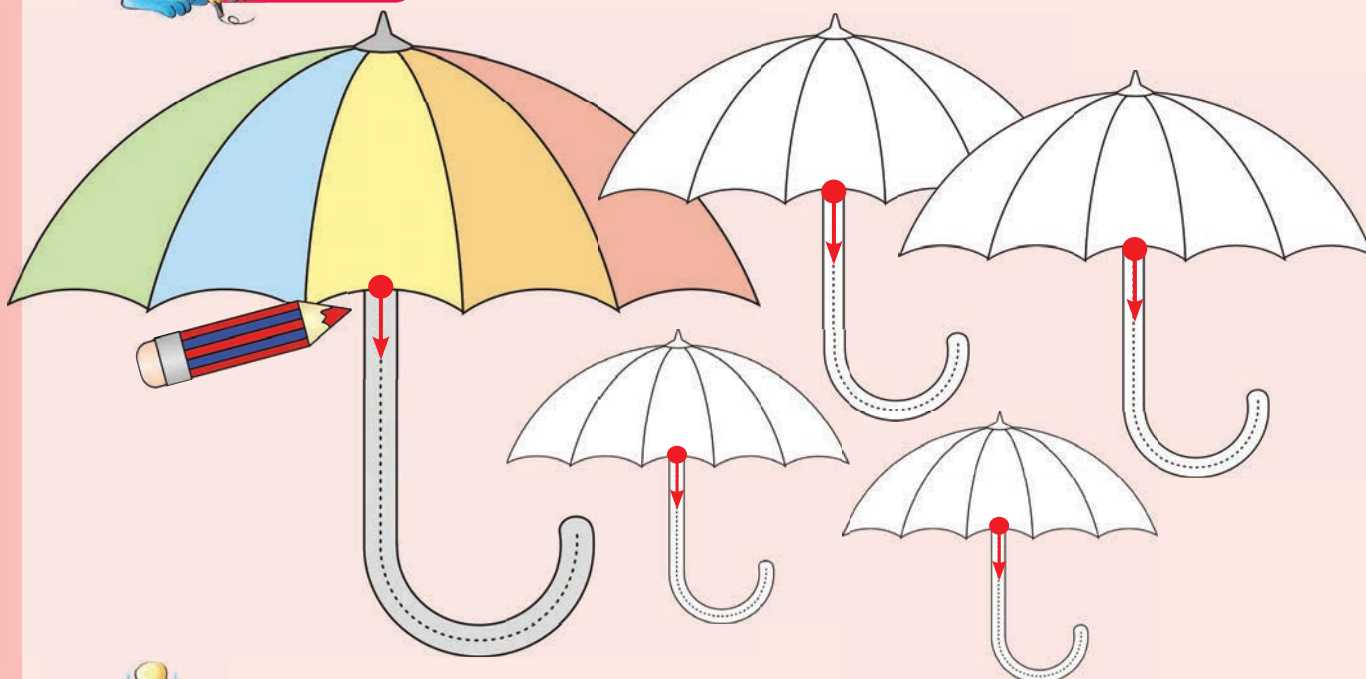
Date _____

35



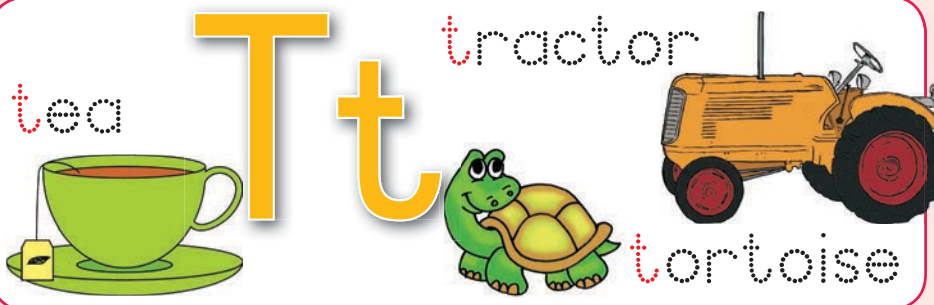
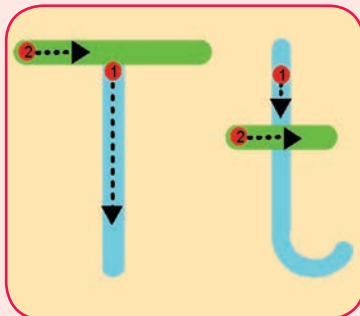
Let's write

Trace the dotted lines and colour in the picture.



Let's write

Practise writing this letter.



t t

T T

Date: _____




Let's write

Fill in the letters in the spaces so that it makes a word to match a picture. Draw a line from the word to the correct picture.

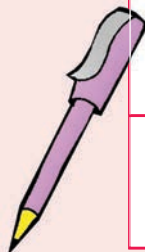


tin	__ea	__en__	__rac__or
tap	__en	__ennis	__or__oise



Let's write

Colour in the correct word to fit with the picture.



ten

pen



tooth

booth




tomato

potato



tent

rent



tap

top



twigs

wigs

TEACHER: Sign _____

Date _____

37



Let's speak

Look at the picture and talk about what you see.



Let's read

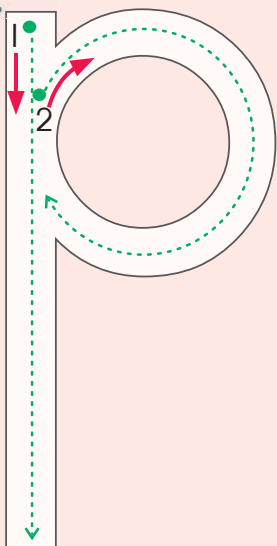
Pam helps Sam up.



ABC


Sounds

Say the sound and colour it in, then find and circle it.



d	p	a	b
b	a	p	d
a	d	b	p
d	p	a	b

pig



Date: _____



Word work

Read the words and listen to the sounds.

pig	pet	pot
pup	pen	pan



Let's write

Match the word cards from the back of the book with these words.

Get up Sam.



Fun

Tell your friend about the story you see in these pictures.



TEACHER: Sign _____

Date _____

39



Let's do

Find and circle the letter that is the same as the first one.

p

a

d

b

p

b

d

d

p

b

d

a

b

b

d

q


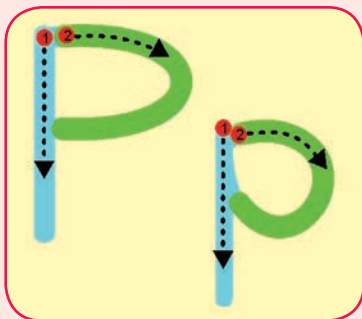
p

a



Let's write

Practise writing this letter.



p p



P P

Date: _____



Let's write

Fill in the sounds that these pictures start with.




Let's write

Fill in the letter **p** in the spaces so that it makes a word to match the picture.



 pot



 en



 aint



 u y

TEACHER: Sign _____

Date _____

41



Let's speak

Look at the picture and talk about what you see.




Let's read

It is fun in the sun.




Sounds

Say the sound and colour it in, then find and circle it.



i	n	m	u	n
a	i	u	n	i
u	o	i	m	n
i	u	n	u	i



Date: _____



Word work

Read the words and listen to the sounds.

it	in	is
sit	tin	his



Let's write





Match the word cards from the back of the book with these words.

It is fun in the sun.



Fun

Complete these patterns.



TEACHER: Sign _____


Date _____

43



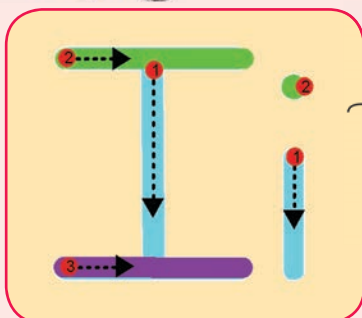
Let's write

Draw a stem for each flower.



Let's write


Practise writing this letter.



I



igloo



i i


I I

Date: _____







Let's write

Circle the pictures that have the **i**-sound in them.



Let's write

Fill in the letter **i** in the spaces so that it makes a word to match the picture.



TEACHER: Sign _____

Date _____

45



Let's speak

Look at the picture and talk about what you see.



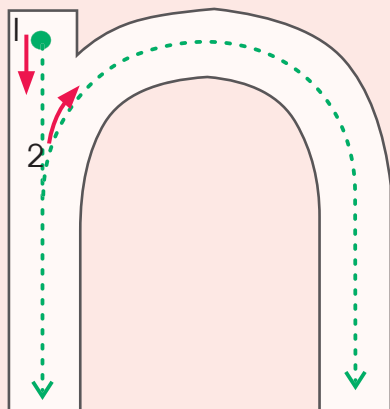
Let's read

Ann has fun.




Sounds

Say the sound and colour it in, then find and circle it.



u	n	u	u
a	n	u	n
u	m	n	m
m	u	n	u

net



Date: _____



ABC

Word work

Read the words and listen to the sounds.

no	net	Ann
not	nap	nut



Let's write

Match the word cards from the back of the book with these words.

Ann	has	fun.
-----	-----	------



Fun

Draw yourself and then write your name.

My picture:



My ID document

Name: _____

Surname: _____

Date of birth: _____ / _____ / 20____

TEACHER: Sign _____

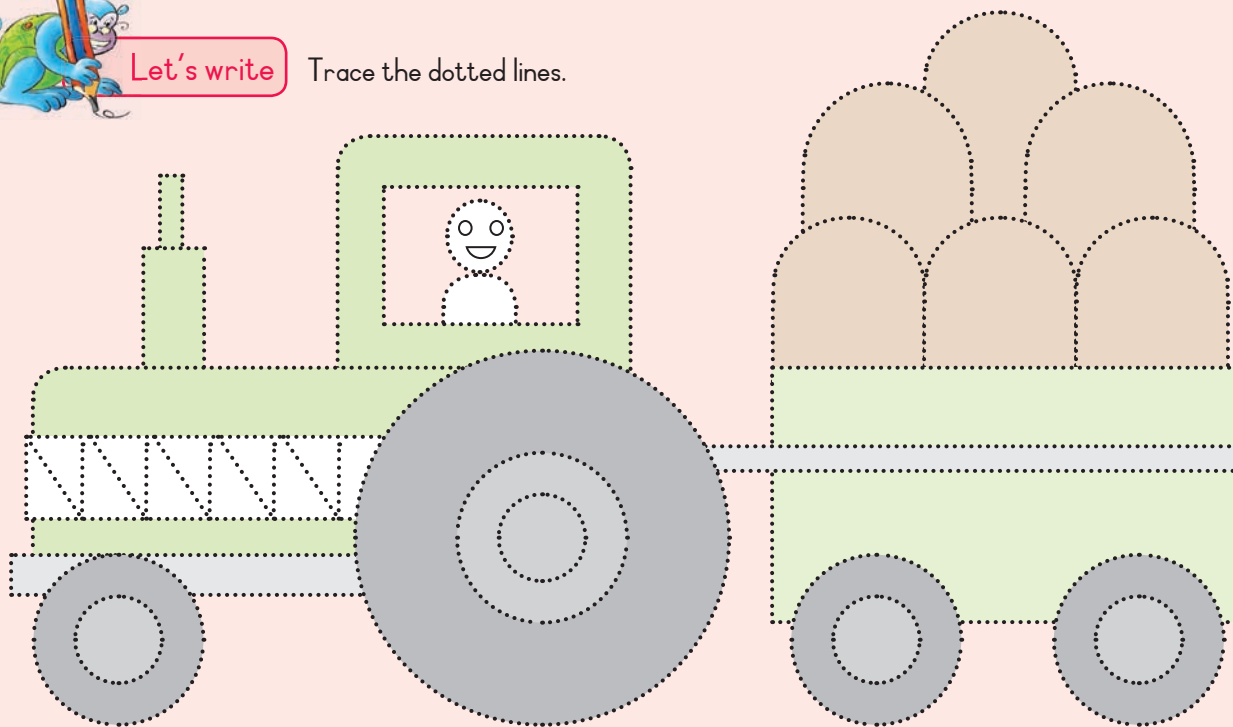
Date _____

47



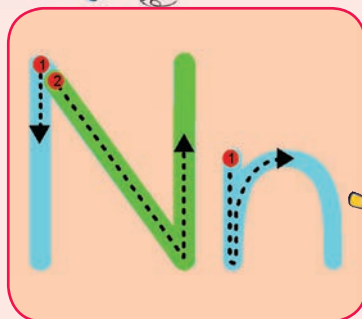
Let's write

Trace the dotted lines.



Let's write

Practise writing this letter.



nest



Nn

newspaper




nurse



n n

N N

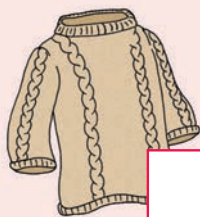
Date: _____

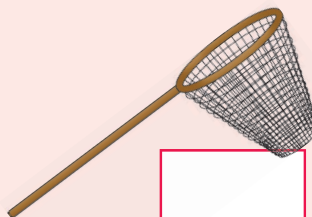



Let's write

Fill in the sounds that these pictures start with.

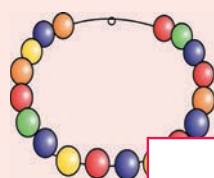




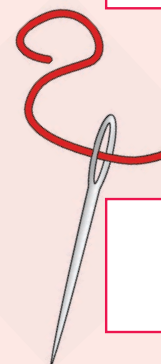














Let's write

Build words by combining the letters.

c
r
h

at

cat

rat

hat

b
h
m

ug

p
h
r

ot

b
r
f

un

TEACHER: Sign _____

Date _____



Let's speak

Look at the picture and talk about what you see.



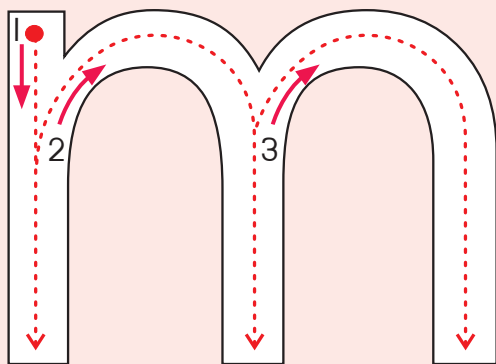
Let's read

This is my mom.



Sounds

Say the sound and colour it in, then find and circle it.



m	u	h
a	m	n
h	u	n
m	n	m



Date: _____



Word work

Read the words and listen to the sounds.

mom	mum	man
mud	my	Sam



Let's write


Match the word cards from the back of the book with these words.

This is my mom.



Fun

Tell your friend about the story you see in these pictures.



TEACHER: Sign _____




Date _____

51




Let's write

Trace the dotted lines.



Let's write

Practise writing this letter.



m m

M M

Date: _____



Let's write

Draw a picture of a word that starts with the **m**- and **n**-sound.

m

n



Let's write

m

n

Fill in the letters in the spaces so that the words match the picture.



___et



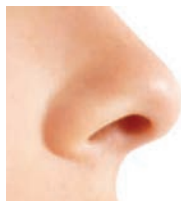
___ilk



___ouse



___oo___



___ose



___est

TEACHER: Sign _____

Date _____

53



Let's speak

Look at the picture and talk about what you see.



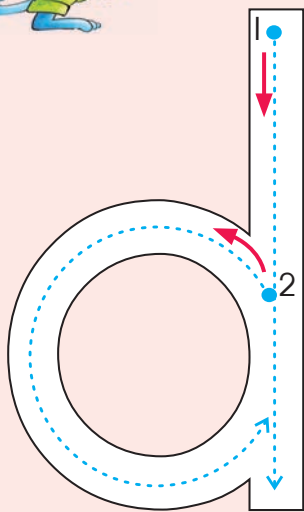
Let's read

Dad helps him.



Sounds

Say the sound and colour it in, then find and circle it.



p	d	p	d
a	b	a	p
d	a	d	b
a	d	p	d

duck



Date: _____



Word work

Read the words and listen to the sounds.

dog	dug	duck
did	dad	dud



Let's write

Match the word cards from the back of the book with these words.




Dad	helps	him.
-----	-------	------



Fun

Fill in the letter d to make the word match the picture. Then trace the vowel in red.



__esk
__og
__ig
__uck
__ad

a
e
o
i
u

TEACHER: Sign _____

Date _____

55



Let's do

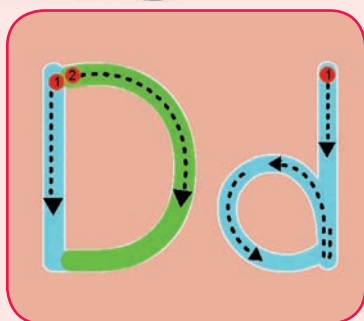
Find and circle the letter that is the same as the first one.

b	a	d	p	p	b
p	b	d	p	p	a
d	d	a	p	p	b



Let's write

Practise writing this letter.



d d

D D

Date: _____



Let's do

Circle the pictures that start with the **d**-sound.



Let's write

b

d


Fill in the letters in the spaces so that the words match the picture.



___all



___og



___ugs



___oll



___ell



___uck

TEACHER: Sign _____

Date _____



Let's speak

Look at the picture and talk about what you see.



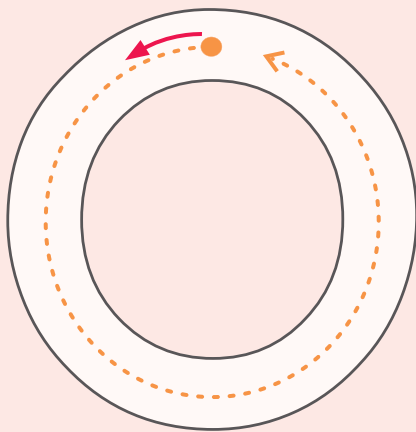
Let's read

It is hot.




Sounds

Say the sound and colour it in, then find and circle it.



o	n	e	o
a	e	u	o
e	o	u	o
o	e	n	u

orange



Date: _____



Word work

Read the words and listen to the sounds.

hot	not	lot
dog	top	on



Let's write




Match the word cards from the back of the book with these words.

It is hot.



Fun

Complete these patterns.



TEACHER: Sign _____


Date _____

59




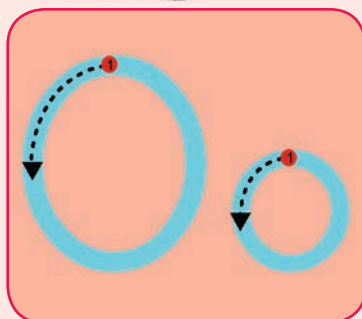
Let's write

Trace the dotted lines.



Let's write

Practise writing this letter.








Date: _____



Let's write

Fill in the sounds that these pictures start with.



Let's write

Fill in the letter **O** in the spaces so that it makes a word to match the picture.



s _ o _ ck



d _ g




f _ x



d _ ll



b _ x



d _ ts

TEACHER: Sign _____

Date _____

61

31 Safely home

Term 1 – Week 8



Let's speak

Look at the picture and talk about what you see.



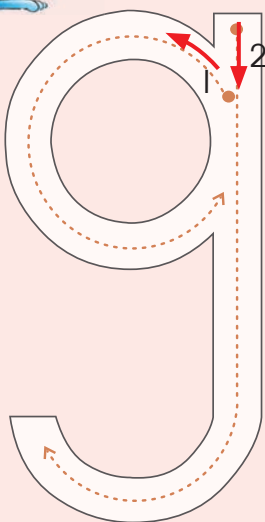
Let's read

I go home.




Sounds

Say the sound and colour it in, then find and circle it.



g	a	p	q
a	g	a	n
q	o	a	g
g	p	q	u

goat



Date: _____



Word work

Read the words and listen to the sounds.

get	got	gum	go
mug	jug	bug	rug



Let's write

Match the word cards from the back of the book with these words.

I go home.



Fun

Draw a picture to show how you get to school each day.

Write a sentence about your picture.

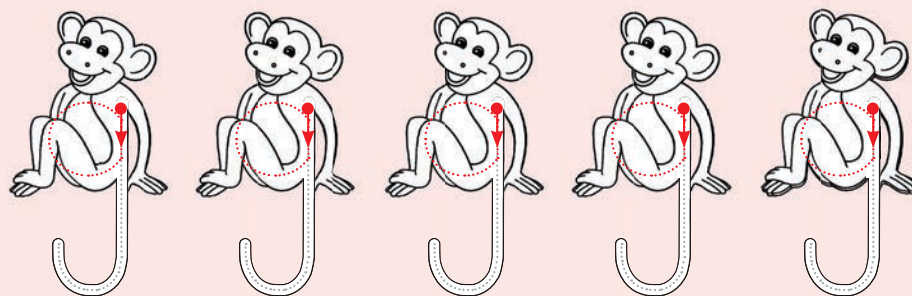
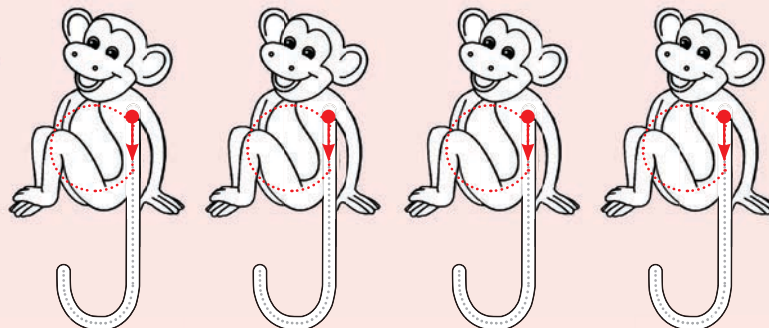
TEACHER: Sign _____

Date _____



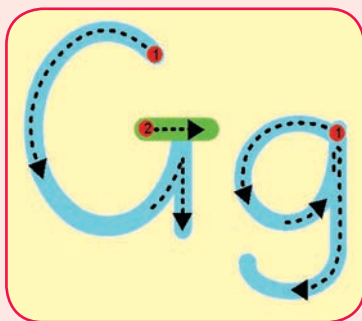
Let's write

Trace the dotted lines.



Let's write

Practise writing this letter.



g g

G G

Date: _____



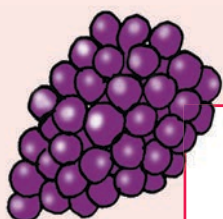
Let's write

Fill in the sounds that these pictures start with.
















Let's write

Fill in the letter **g** in the spaces so that it makes a word to match a picture.

Draw a line from the word to the correct picture.



ba__

__ate

ju__

__irl

__oat

__lass



TEACHER: Sign _____

Date _____



Let's speak

Look at the picture and talk about what you see.



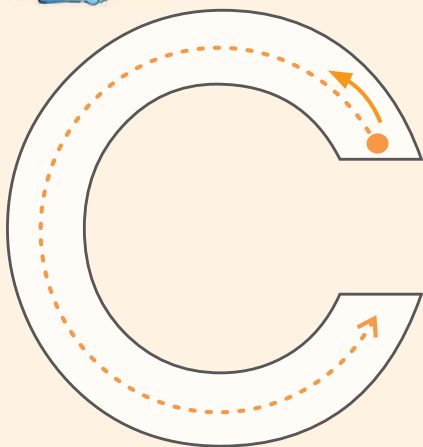
Let's read

The cat runs.




Sounds

Say the sound and colour it in, then find and circle it.



c	d	c	a
e	c	e	a
a	o	a	a
s	o	a	c



Date: _____



Word work

Read the words and listen to the sounds.

cat	cup	can
cap	cut	cats



Let's write


Match the word cards from the back of the book with these words.

The cat runs.



Fun

Trace the dotted lines to find out what kind of animal these pets are.



TEACHER: Sign _____

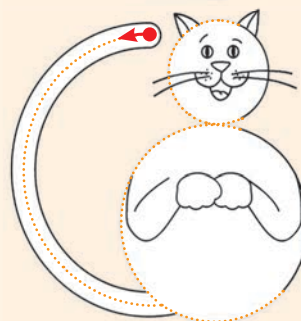
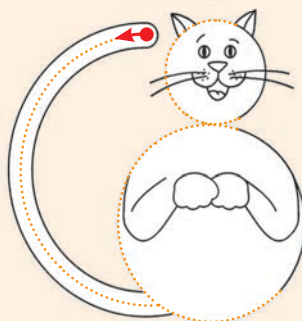
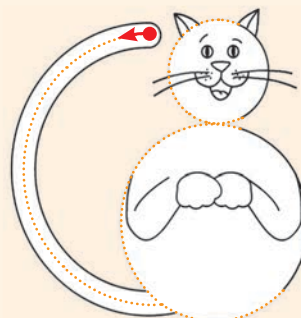
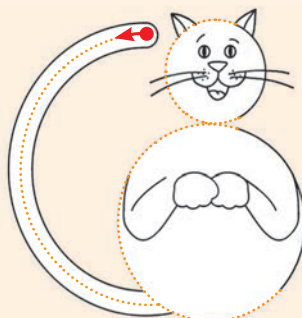
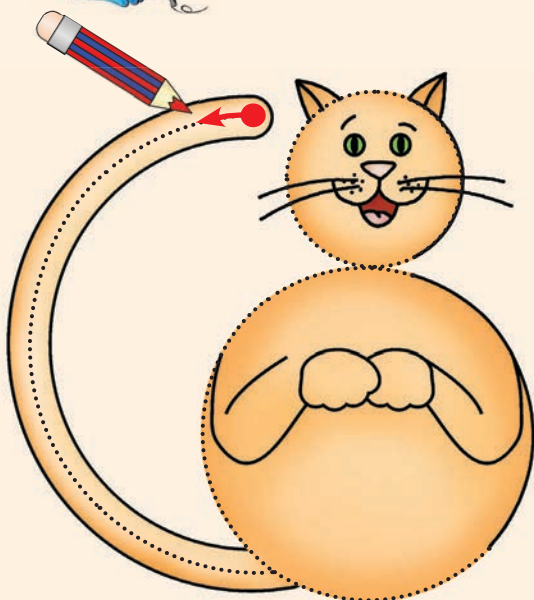
Date _____

67




Let's write

Trace the dotted lines.



Let's write

Practise writing this letter.



C C


C C

Date: _____




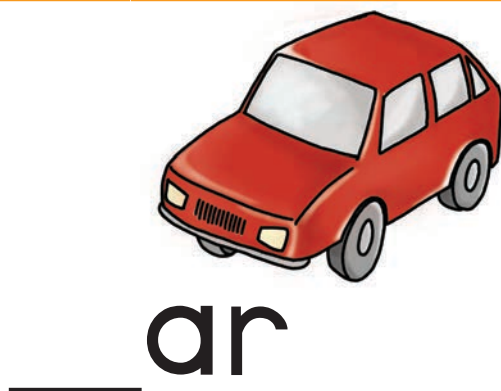


Let's write

Circle the pictures that start with the **C**-sound.



Let's write

Fill in the letter **C** in the spaces so that the words match the picture.



TEACHER: Sign _____


Date _____

69



Let's speak

Look at the picture and talk about what you see.



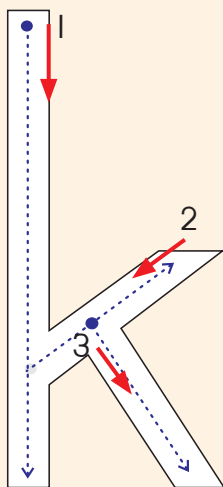
Let's read

He runs and kicks.



Sounds

Say the sound and colour it in, then find and circle it.



k	h	n	k
h	r	k	h
d	k	d	h
h	r	p	a

kite



Date: _____



Word work

Read the words and listen to the sounds.

kid	kick	kite
Ken	king	kit



Let's write

Match the word cards with these words.

He	runs	and	kicks.
----	------	-----	--------




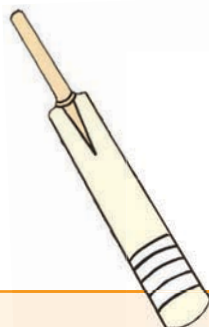
Let's write

Write a sentence about the picture on the opposite page.



Fun

Draw a line from the bottom picture to the correct ball.



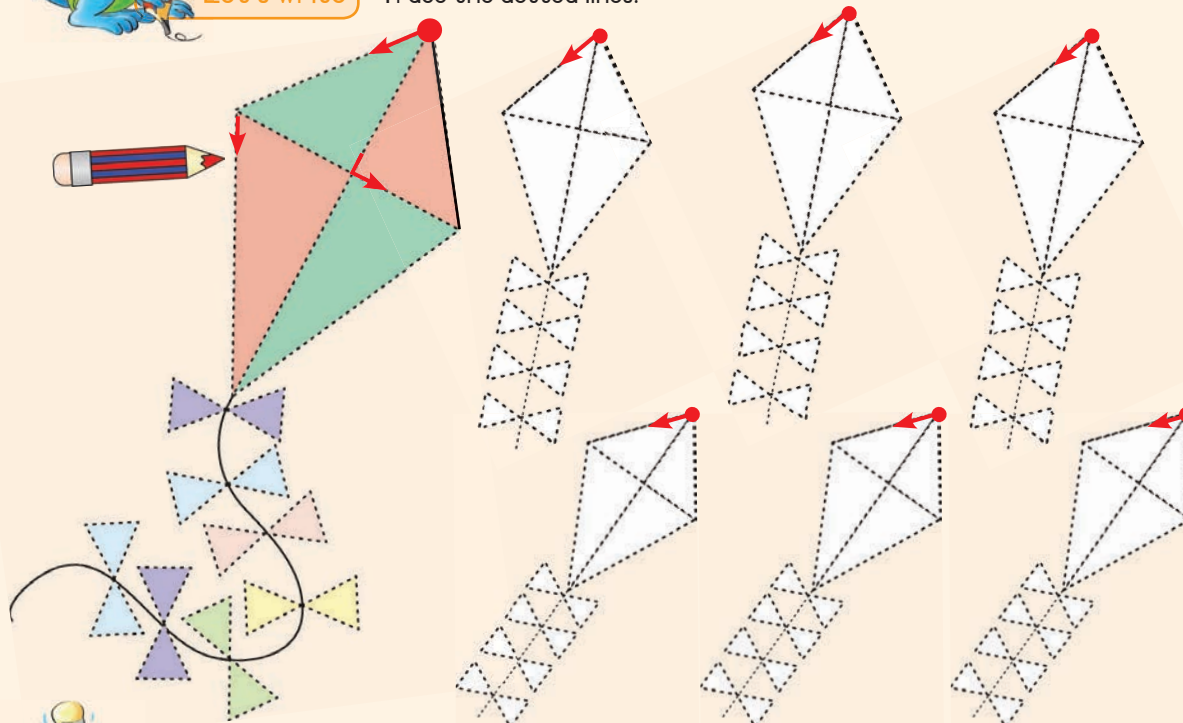
TEACHER: Sign _____

Date _____



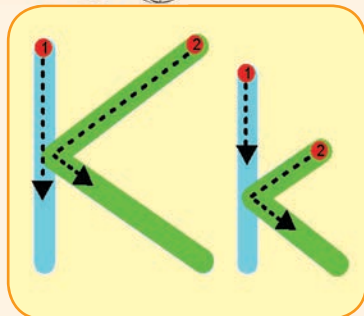
Let's write

Trace the dotted lines.



Let's write

Practise writing this letter.



k k

K K

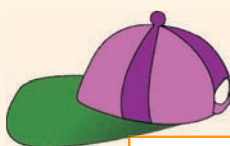
Date: _____

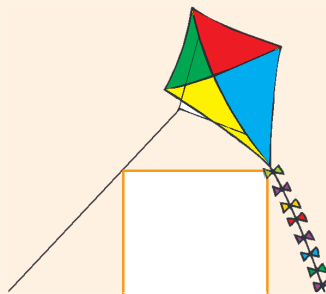


Let's write

Fill in the sounds that these pictures start with.



















Let's write

Build words by combining the letters.

k

l

s

ick

kick

lick

sick

b

r

j

ack

c

f

m

an

ki

d

t

ss

TEACHER: Sign _____

Date _____

73



Let's speak

Look at the picture and talk about what you see.



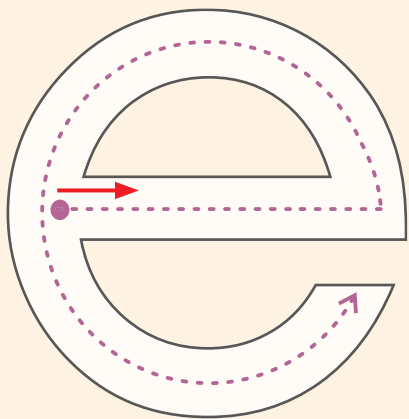
Let's read

Ben is my pet.




Sounds

Say the sound and colour it in, then find and circle it.




a	e	o	u
e	o	u	a
u	e	i	e
i	u	e	u

egg



Date: _____



Word work

Read the words and listen to the sounds.

ten	end	Ben
pet	men	egg



Let's write

Match the word cards with these words.

Ben	is	my	pet.
-----	----	----	------



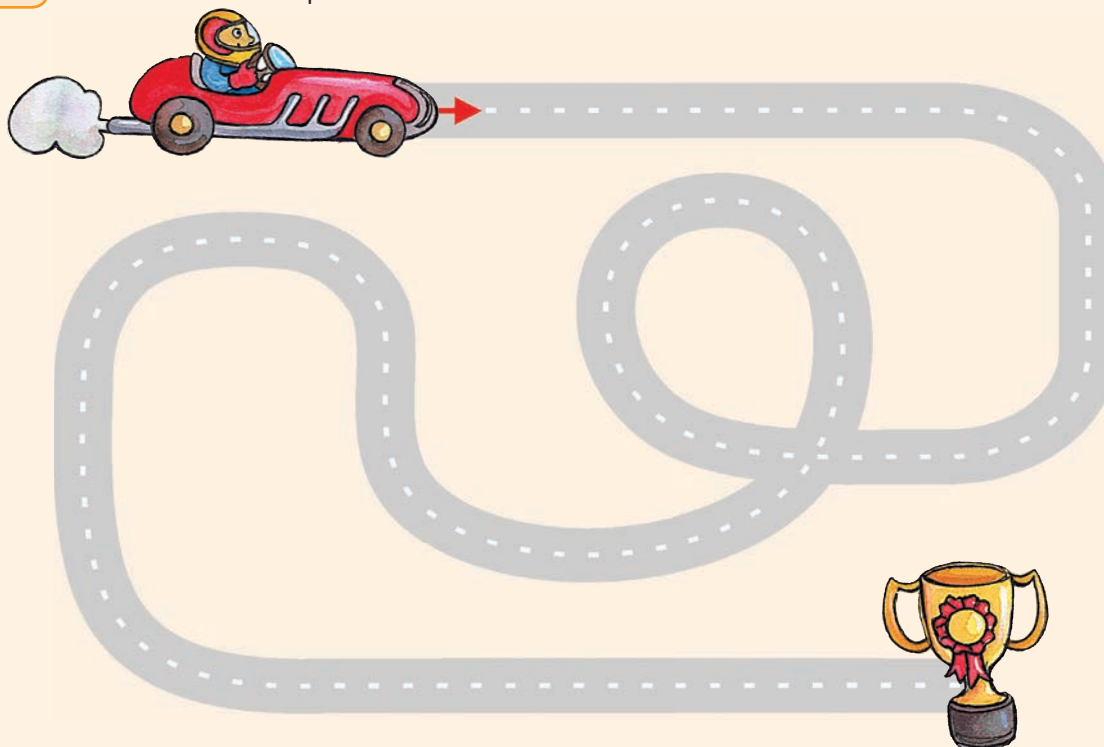
Let's write

Write a sentence about the picture on the opposite page.



Fun

Trace the road to help the driver finish the race.



TEACHER: Sign _____

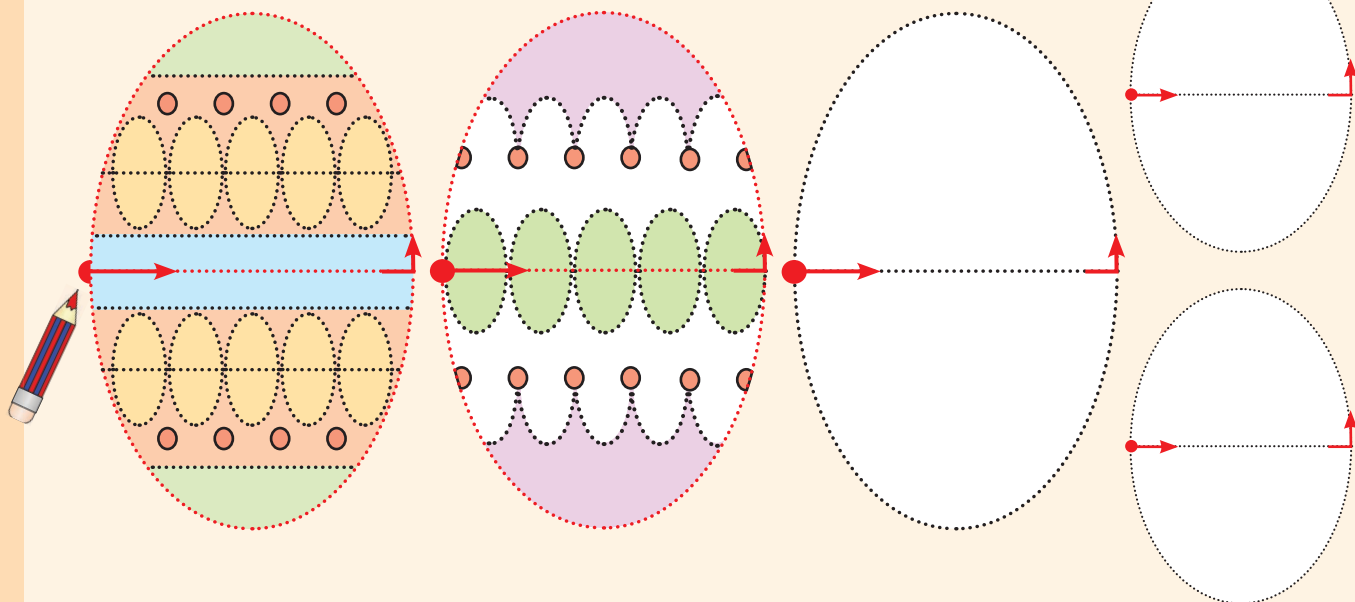
Date _____

75



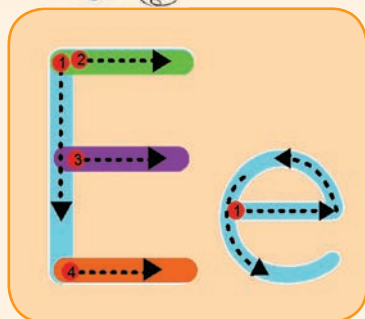
Let's write

Trace the dotted lines.



Let's write

Practise writing this letter.



elephant




hen



E

e

egg



e e

E E

Date: _____



Let's write

Circle the pictures that start with the e-sound.



Let's write

Fill in the letter e in the spaces so that it makes a word to match a picture. Draw a line from the word to the correct picture.

t _ n
h _ n
p _ n
n _ t



TEACHER: Sign _____

Date _____

77



Let's speak

Look at the picture and talk about what you see.



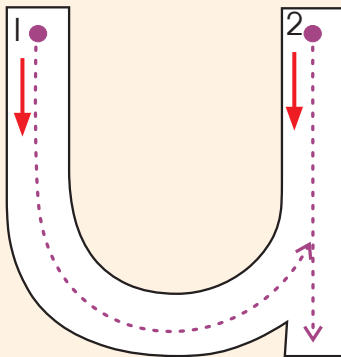
Let's read

We have fun in the sun.



Sounds

Say the sound and colour it in, then find and circle it.



s	u	z	s
u	e	s	u
c	z	u	z
u	o	z	u



umbrella

Date: _____



Word work

Read the words and listen to the sounds.

run	fun	up
bun	bug	rug



Let's write


Match the word cards with these words.

It	is	fun	in	the	sun
----	----	-----	----	-----	-----



Fun

Tell your friend the story you see in these pictures and write the sentence.



He is stuck up the tree.


TEACHER: Sign _____

Date _____



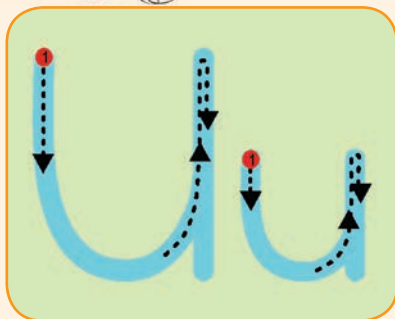
Let's write

Trace the dotted lines to help the fish to swim away from the shark.



Let's write

Practise writing this letter.



u u



U U

Date: _____



Let's write

Circle the pictures that have a **U**-sound in them.



Let's write

Fill in the letter **U** in the spaces so that it makes a word to match a picture. Draw a line from the word to the correct picture.

sun



jug

nut



cup

run



hut



TEACHER: Sign _____


Date _____

81



Let's speak

Look at the picture and talk about what you see.



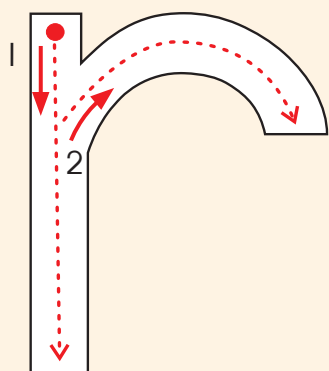
Let's read

I run in red socks.




Sounds

Say the sound and colour it in, then find and circle it.



r	f	p	f
t	r	a	u
d	r	t	f
r	f	r	t



Date: _____



Word work

Read the words and listen to the sounds.

run	rat	red
rug	rag	rob



Let's write

Match the word cards with these words.

I	can	run.
---	-----	------



Let's write

Write a sentence about the picture on the opposite page.



Fun

Link the faces with the correct word. Draw how you feel today.



happy

sad

angry

scared


TEACHER: Sign _____

Date _____




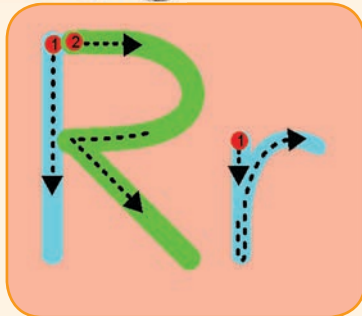
Let's write

Trace the dotted lines.



Let's write

Practise writing this letter.



r r

R R

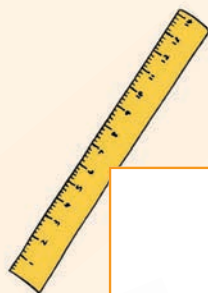
Date: _____



Let's write

Fill in the sounds that these pictures start with.




















Let's write

Fill in the letter **r** in the spaces so that it makes a word to match a picture. Draw a line from the word to the correct picture.



__radio

__abbit

__at

__ake

__azor

__ug

__obot

__un



TEACHER: Sign _____

Date _____



Let's speak

Look at the picture and talk about what you see.




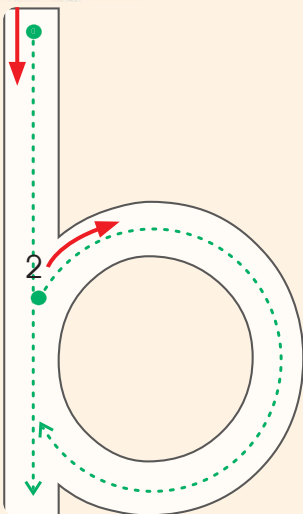
Let's read

I am on the big bus.




Sounds

Say the sound and colour it in, then find and circle it.



bus



Date: _____



Word work

Read the words and listen to the sounds.

bus	bun	bug
bat	bed	bag



Let's write

Match the word cards with these words.

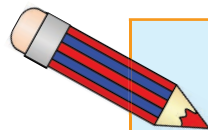



I am on the bus.



Fun

Fill in the letter **b** in the spaces so that it makes a word to match a picture.
Draw a line from the word to the correct picture.



 bus

 at

 ug

 ag



TEACHER: Sign _____

Date _____

87



Let's do


Find and circle the letter that is the same as the first one.

b	a	d	p	p	b
p	b	d	p	p	a
d	d	a	p	p	b



Let's write

Practise writing this letter.



b b



B B

Date: _____



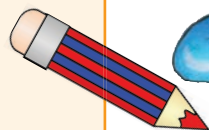
Let's write

Fill in the sounds that these pictures start with.



Let's write

Fill in the letter **b** in the spaces so that the words match the picture.



b a _ y



_ i k e



_ i r d



_ e e

TEACHER: Sign _____


Date _____

89



Let's speak

Look at the picture and talk about what you see.



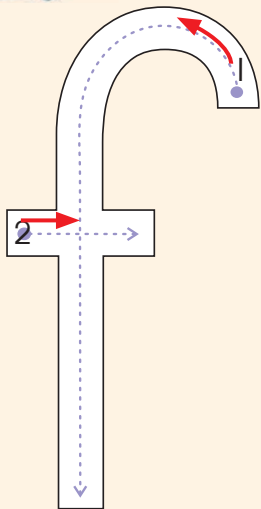
Let's read

This is my father.



Sounds

Say the sound and colour it in, then find and circle it.



f	v	t	f
t	f	t	p
d	t	d	b
v	d	f	v

frog



Date: _____



Word work

Read the words and listen to the sounds.

fat	fix	fed
fan	fun	father



Let's write


Match the word cards with these words.

This is my father.



Fun

Cut out the words at the bottom of the page. Choose in which box they belong and paste them there.



log

hat

pen

sit

run

net

sun

hen

dog

cat

fun

pot


mat

fin



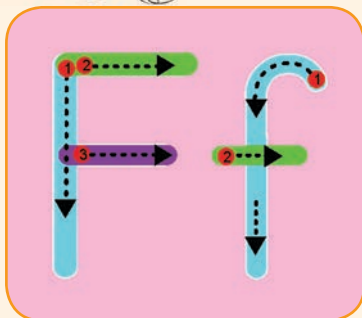
Let's write

Trace the dotted lines.



Let's write

Practise writing this letter.



f f

F F

Date: _____



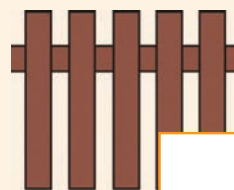
Let's write


Fill in the sounds that these pictures start with.



















Let's write

Fill in the letter **f** in the spaces so that it makes a word to match a picture. Draw a line from the word to the correct picture.

_ig

_ly

_rog

_lag

_rame

_ire




TEACHER: Sign _____

Date _____



Let's speak

Look at the picture and talk about what you see.



Let's read

We like gran a lot.




Sounds

Say the sound and colour it in, then find and circle it.



p	l	p	d
a	b	a	p
d	a	d	l
l	d	p	d



Date: _____



Word work

Read the words and listen to the sounds.

leg	log	lid	land
like	let	lot	lost



Let's write

Match the word cards with these words.

We like gran a lot.



Let's write

Write a sentence about the picture on the opposite page.



Fun

Talk about these pictures.



slow

fast



old



new



old

young



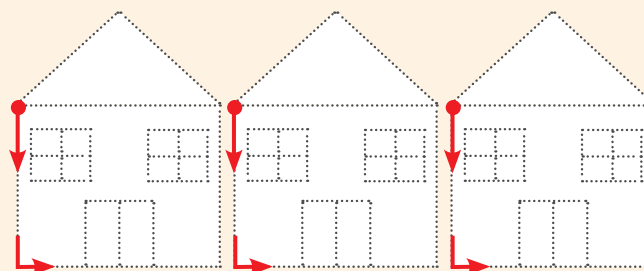
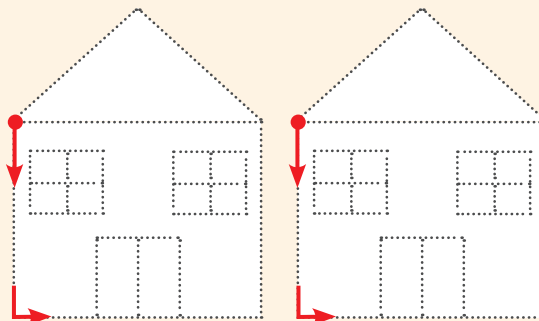

TEACHER: Sign _____

Date _____



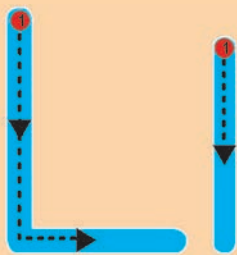
Let's write

Trace the dotted lines.



Let's write


Practise writing this letter.




lamp



lion



lizard



Date: _____




Let's write

Fill in the sounds that these pictures start with.




















Let's write

Fill in the letter **l** in the spaces so that it makes a word to match a picture. Draw a line from the word to the correct picture.

___eg

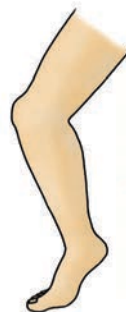
___ion

___eaf

___amp

___izard

___eopard



TEACHER: Sign _____

Date _____

97



Let's speak

Look at the picture and talk about what you see.



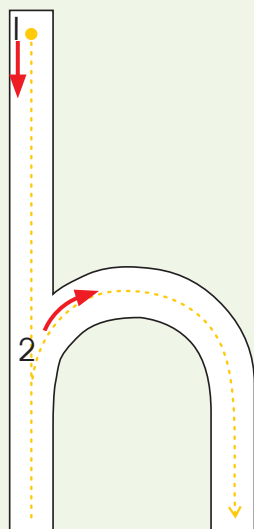
Let's read

He has his hat on.



Sounds

Say the sound and colour it in, then find and circle it.



h	n	m	h
n	u	a	n
u	h	u	a
h	u	n	h



Date: _____



Word work

Read the words and listen to the sounds.

hat	hot	hut
has	his	hug



Let's write

Match the word cards with these words.

He	has	his	hat	on.
----	-----	-----	-----	-----



Let's write

Write a sentence about the picture on the opposite page.



Fun

Look at the pictures and draw a circle around all the fruit.



TEACHER: Sign _____

Date _____

99




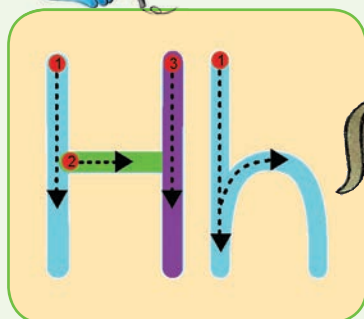
Let's do

Help the bus
to get to each
house.



Let's write

Practise writing this letter.



horse

Hh

hat



house

hut



h h

H H

Date: _____



Let's write

Fill in the letter **h** in the spaces so that it makes a word to match a picture. Draw a line from the word to the correct picture.




h <u>u</u> t	__and	__ouse	__elicopter
h <u>a</u> t	__am	__orse	__amster



Let's draw

Draw these pictures that start with the letter **h**.



hat

hand

house

hut

TEACHER: Sign _____

Date _____

101



Let's speak

Look at the picture and talk about what you see.



Ben just jumps for the
jug and the jam.

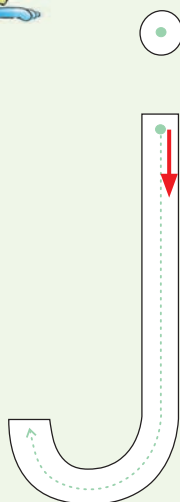


Let's read



Sounds

Say the sound and colour it in, then find and circle it.



Date: _____



Word work

Read the words and listen to the sounds.

jug	job	jot	just
jam	jab	Jim	jump



Let's write

Match the word cards with these words.

Ben	just	jumps	for	the
jug	and	the	jam.	




Let's write

Write a sentence about your family.



Fun

Draw a picture of your family.



TEACHER: Sign _____

Date _____



Let's do


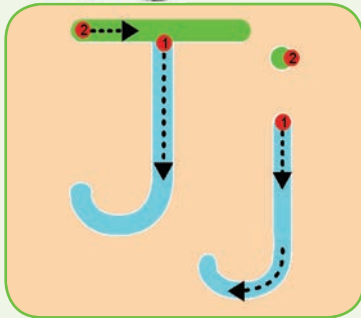
Find and circle the letter that is the same as the first one.

j	t	f	t	g	j
t	j	t	f	f	a
f	d	f	t	p	j



Let's write

Practise writing this letter.



j j

J J

Date: _____



Let's write

Fill in the letters that these pictures start with.



Let's write

Colour in the correct word to fit with the picture.



jug

mug



jump

bump



jam

ram




jacket

racket



jog

dog



jelly

belly

TEACHER: Sign _____

Date _____

105



Let's speak

Look at the picture and talk about what you see.



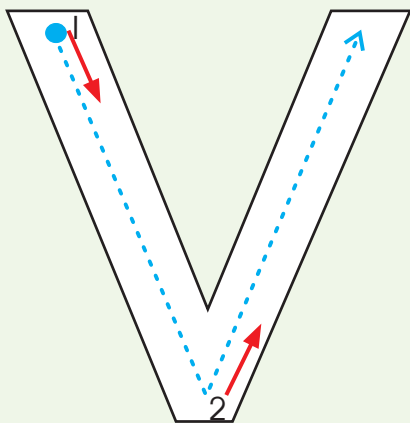
Let's read

They look at the TV.




Sounds

Say the sound and colour it in, then find and circle it.



f	r	t	f
t	f	t	v
r	t	d	b
v	r	f	e



Date: _____



Word work

Read the words and listen to the sounds.

vat	van	vain	vase
TV	vest	vet	very



Let's write

Match the word cards with these words.

They look at the TV.



Let's write

Write a sentence about the picture on the opposite page.



Fun

Draw a picture on the TV to show what you like to watch.



TEACHER: Sign _____


Date _____

107



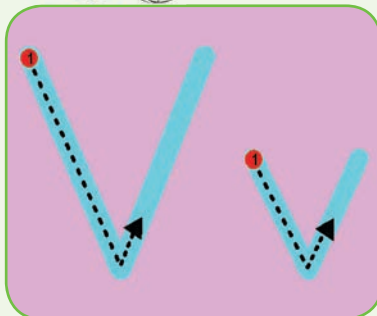
Let's write

Trace the dotted lines.



Let's write

Practise writing this letter.



vase

vuvuzela



vegetables



V v


V v


Date: _____




Let's write

Fill in the letters that these pictures start with.





















Let's write

Fill in the letter **V** in the spaces so that it makes a word to match a picture. Draw a line from the word to the correct picture.

____an

____ase

____est

____et



TEACHER: Sign _____

Date _____



Let's speak

Look at the picture and talk about what you see.



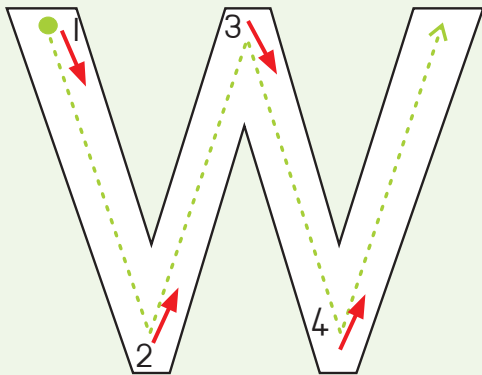
Let's read

We help to wash up.




Sounds

Say the sound and colour it in, then find and circle it.



w	v	u
t	w	m
m	n	u
v	u	w

whale



Date: _____



Word work

Read the words and listen to the sounds.

wet	wax	win	won
we	wash	wish	will



Let's write

Match the word cards with these words.

We	help	to	wash	up.
----	------	----	------	-----



Let's write

Write a sentence about the picture on the opposite page.



Fun



Draw a red circle around the meat.
Draw a blue circle around the soaps.
Draw a green circle around the fruit.



TEACHER: Sign _____

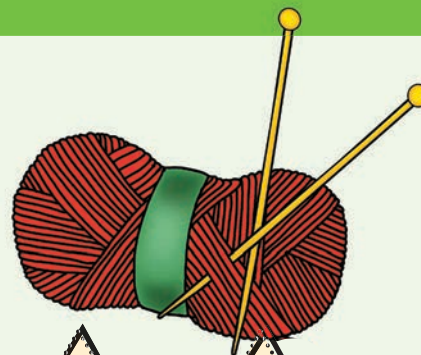

Date _____

111



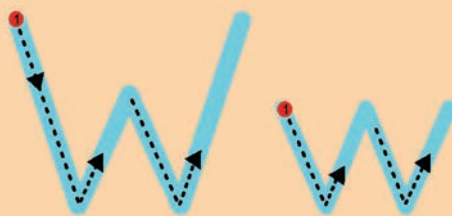
Let's write

Trace the dotted lines.



Let's write


Practise writing this letter.



watch




W



whale

w

web



W w


W w


Date: _____




Let's write

Fill in the letters that these pictures start with.





















Let's write


Fill in the letter **W** in the spaces so that it makes a word to match the picture.




window




 ell




 all



 atch



 ater



 eb

TEACHER: Sign _____

Date _____



Let's speak

Look at the picture and talk about what you see.



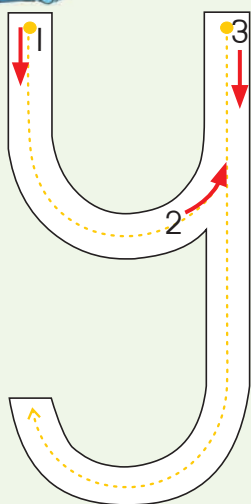
Let's read

He has a yellow shirt.




Sounds

Say the sound and colour it in, then find and circle it.



y	j	g	y
g	y	g	p
y	a	y	g
u	p	a	j

yoghurt



Date: _____



Word work

Read the words and listen to the sounds.

yes	yam	you	yellow
yolk	yacht	yo-yo	yet



Let's write

Match the word cards with these words.

He has a yellow shirt.




Let's write

Write a sentence about how you get to school.



Fun

Show Sam how to get to school, to the shop and to the taxi rank.



TEACHER: Sign _____


Date _____

115




Let's write

Trace the dotted lines to help the plane fly in the sky.



Let's write

Practise writing this letter.



y y

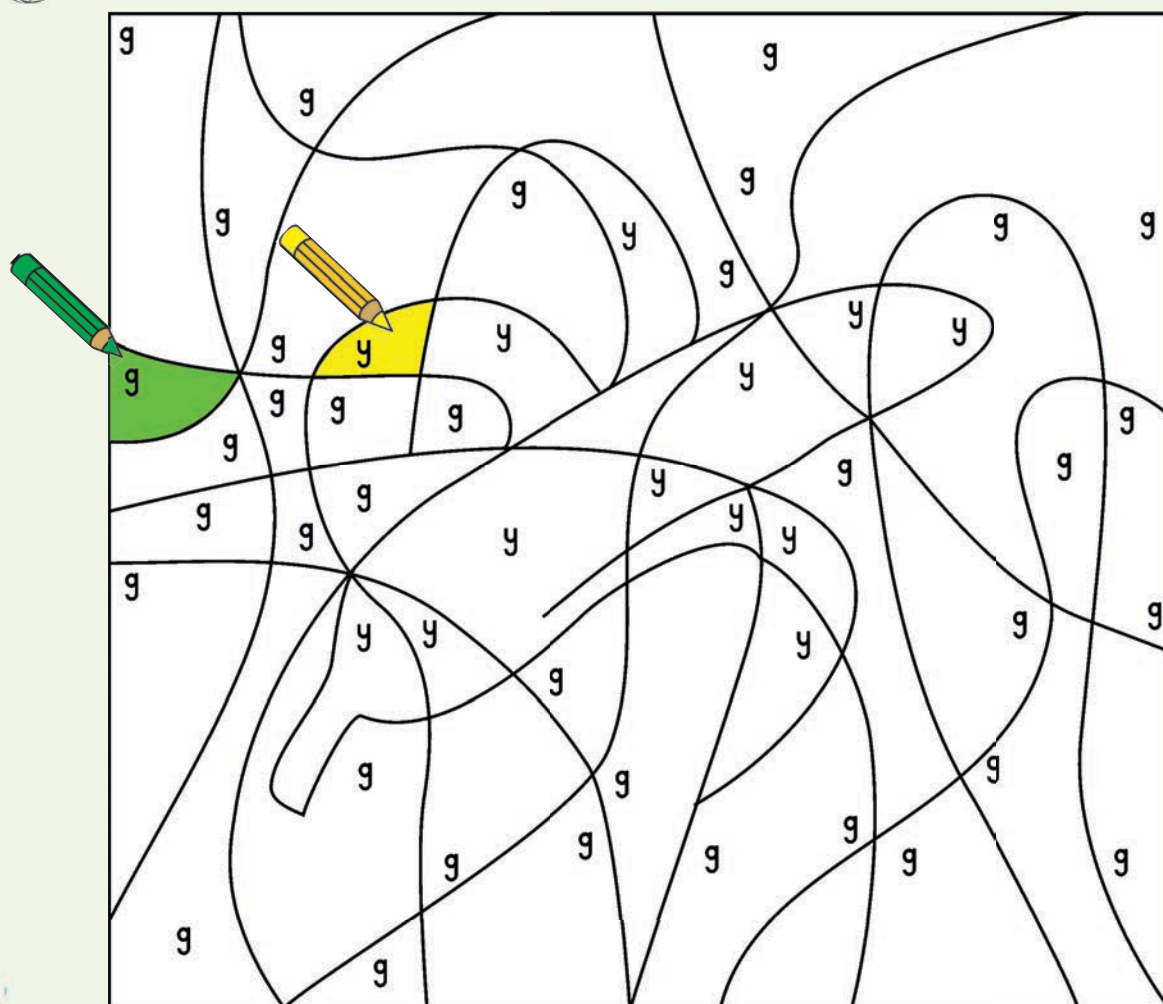
Y Y

Date: _____



Let's write

Colour in the shapes with the letter **y** in yellow and the letter **g** with green.



Let's write

Fill in the letters to make the correct words, then match the pictures with the words.



___ellow



___oghurt



___o-___o



___acht

TEACHER: Sign _____


Date _____

117



Let's speak

Look at the picture and talk about what you see.



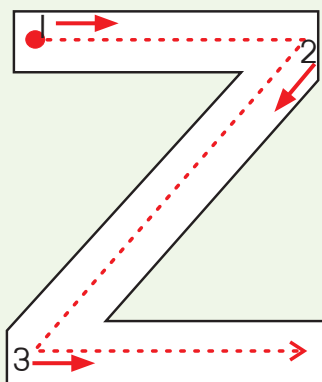
Let's read

We see the zebras
in the zoo.




Sounds

Say the sound and colour it in, then find and circle it.



z	c	a	s
a	e	z	e
z	s	c	z
s	x	e	s



Date: _____



Word work

Read the words and listen to the sounds.

zip	zap	zoo	zebra
jazz	buzz	fizz	frizz



Let's write

Match the word cards with these words.

We see the zebras in the zoo.



Fun

Draw a line from the animal to its home.



TEACHER: Sign _____

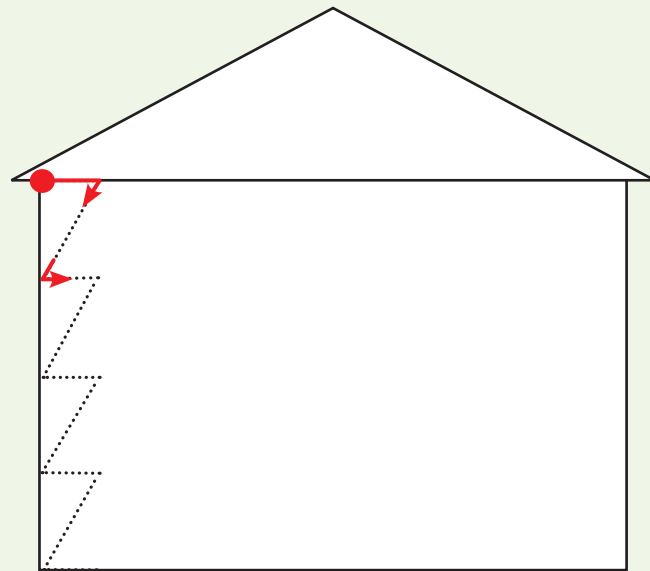
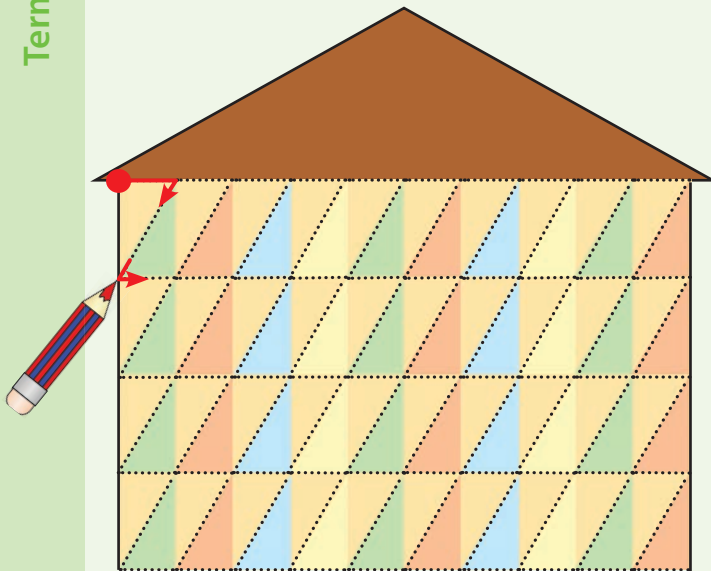
Date _____

119



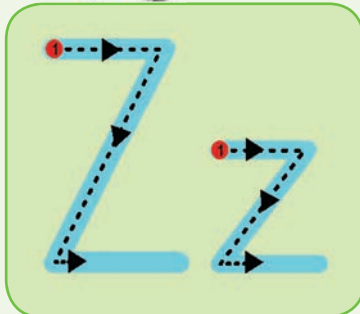
Let's write

Trace the dotted lines to decorate the first Zulu hut.
Make your own pattern on the second hut and colour it in.



Let's write

Practise writing this letter.



Zz



Z Z

Z Z

Date: _____



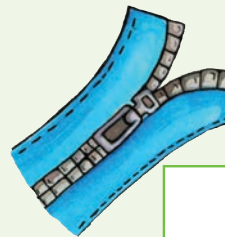
Let's write

Fill in the letters that these pictures start with.




















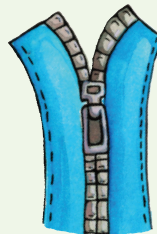
Let's write

Colour in the correct word to fit with the picture.



zozo

yo-yo



zip

sip



zero

nero



zoo

too



sit

cat



sink

zink

TEACHER: Sign _____

Date _____



Let's speak

Look at the picture and talk about what you see.



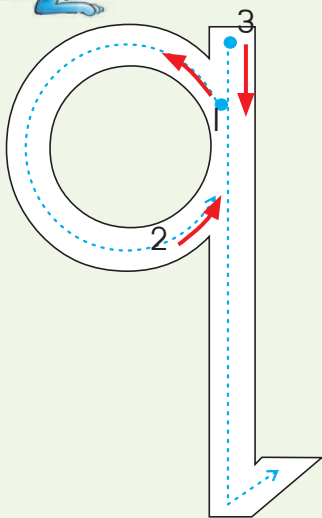
Let's read

Quickly wash the pots.



Sounds

Say the sound and colour it in, then find and circle it.



q	d	p	d	q
a	b	q	p	d
d	q	d	b	q
q	d	p	q	b

queen



Date: _____



Word work

Read the words and listen to the sounds.

quick

quickly

quack

squid

quiet

queen



Let's write

Match the word cards with these words.

Quickly

wash

the

pots.



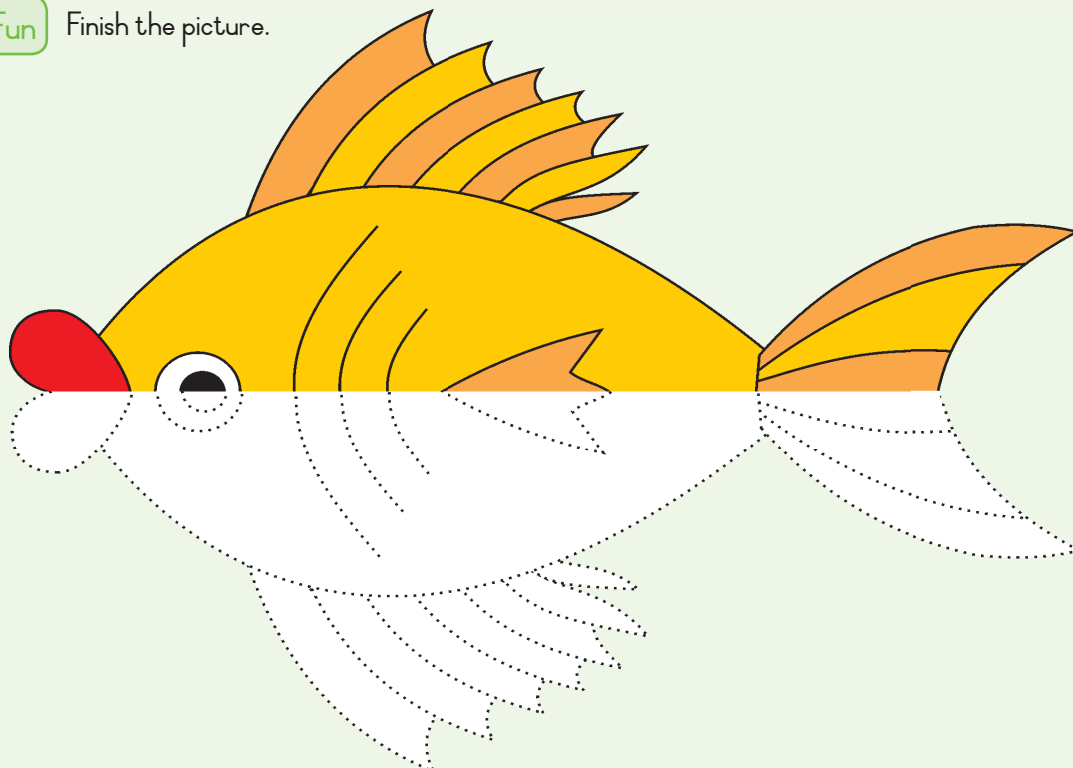
Let's write

Write a sentence about the picture on the opposite page.



Fun

Finish the picture.



TEACHER: Sign _____


Date _____

123



Let's write

Draw a line from the picture to the sense you would use.



See



Touch



Smell



Taste



Hear



Let's write

Practise writing this letter.



queen


Q

question mark

q

?

quill



q q

Q Q

Date: _____




Let's write

Colour in the picture according to the letters.




p= ■ q= ■ b= ■ a= ■ d= ■




Let's write

Fill in the letters that these pictures start with.

















TEACHER: Sign _____


Date _____

125



Let's speak

Look at the picture and talk about what you see.



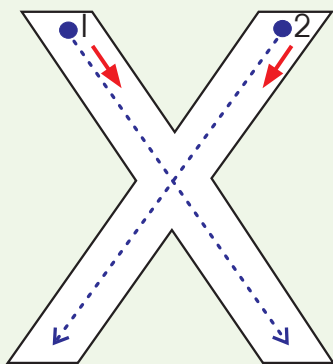
Let's read

Sam is six.



Sounds

Say the sound and colour it in, then find and circle it.



x	v	u	x
a	x	a	x
u	a	v	u
v	d	x	d

x-ray



Date: _____



Word work

Read the words and listen to the sounds.

six	mix	fix	wax
box	fox	ox	tax



Let's write

Match the word cards with these words.

Sam	is	six.
-----	----	------



Let's write

Write a sentence about the picture on the opposite page.



Fun

Draw candles on this cake to show how old you are.



TEACHER: Sign _____

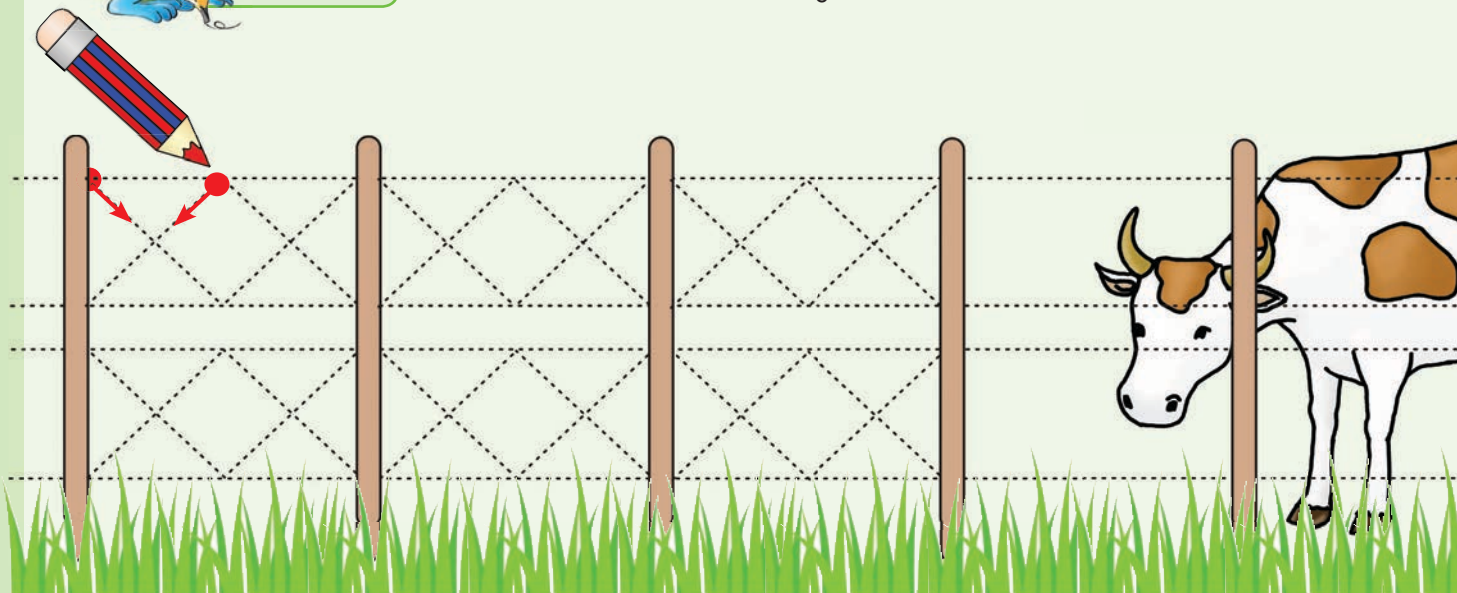
Date _____

127



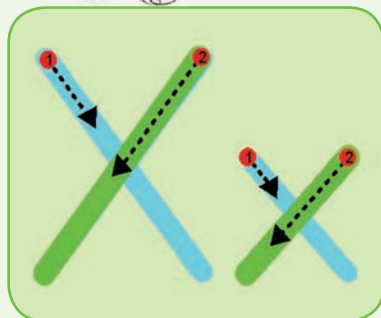
Let's write

Fix the fence so that the cow can't get out.



Let's write

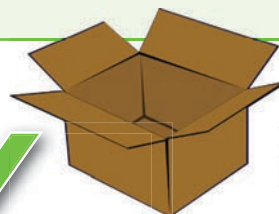
Practise writing this letter.



x-ray



X x



box

fox



X x

X x

Date: _____



Let's write

Build words with the letters.

f m s	ix	fix	b f p	ox	
		mix			
		six			
t m w	ax		s l m	ocks	



Let's write

Fill in the letters these words start with.



harp



__ylophone




__uitar



__iolin



__rum



__amborine



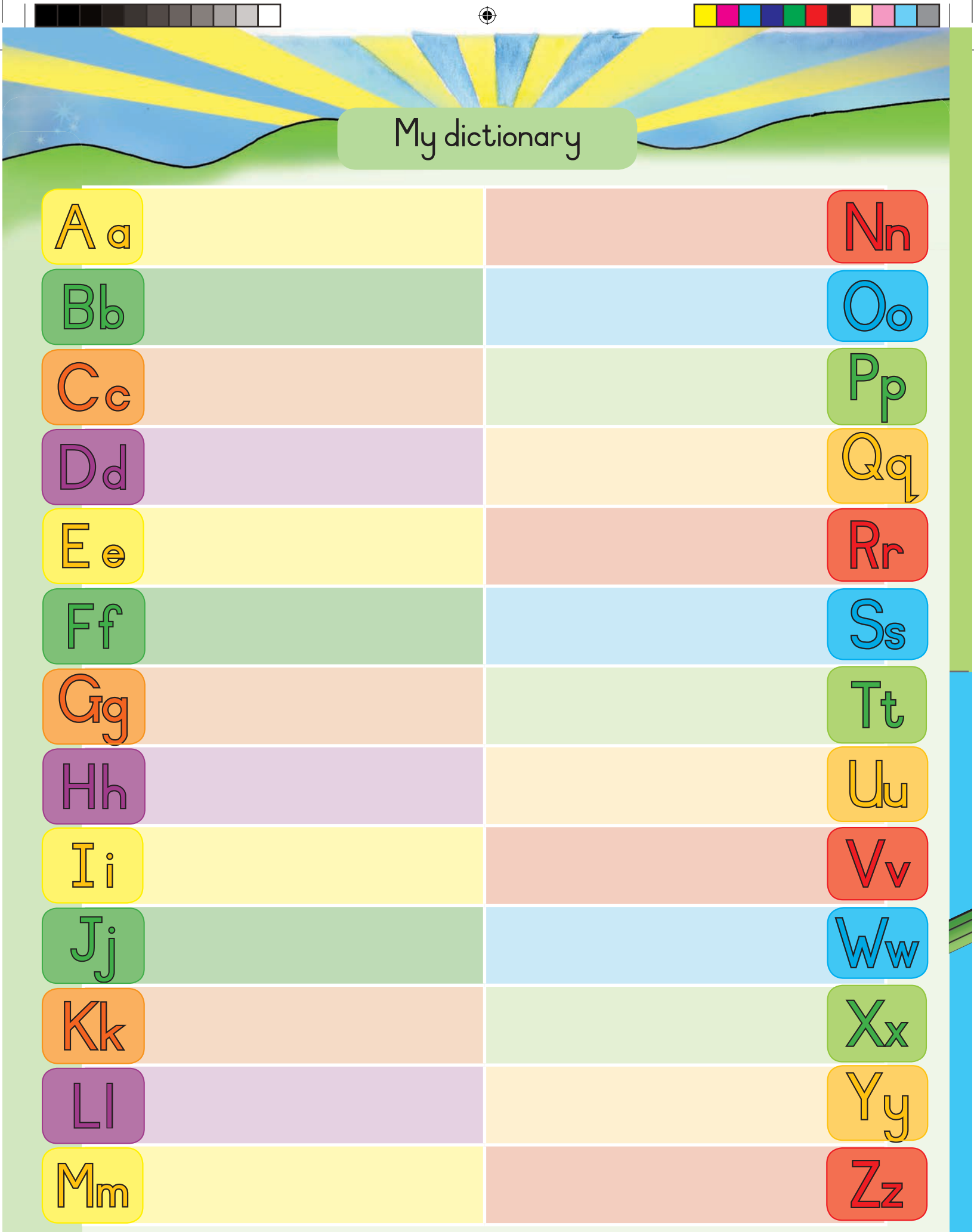
__iano



__rumpet

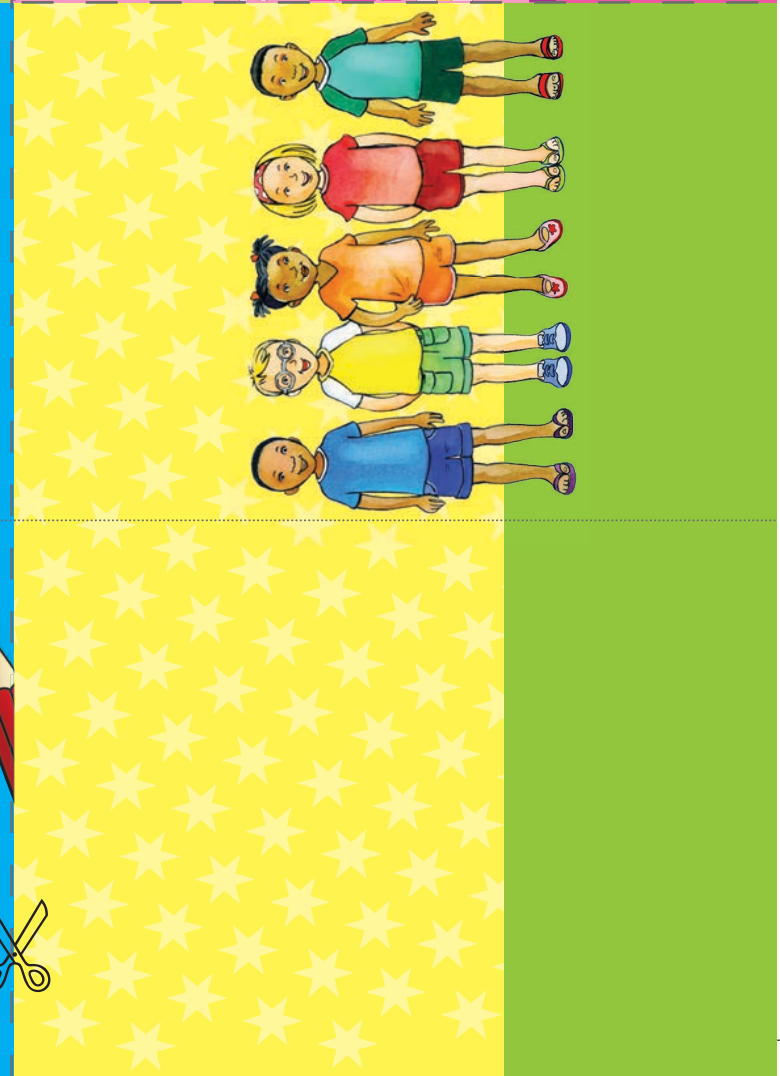

TEACHER: Sign _____




Date _____



My dictionary

Aa			Nn
Bb			Oo
Cc			Pp
Dd			Qq
Ee			Rr
Ff			Ss
Gg			Tt
Hh			Uu
Ii			Vv
Jj			Ww
Kk			Xx
Ll			Yy
Mm			Zz






Cut on the dotted line and glue the back of this page to the back page of your book to form a pocket. Here you can keep your cutouts so that you can use them again.



My Cutouts



glue here

glue here

glue here

glue here

glue here

glue here





Ann

and

Sam.

Word cards:

Cut out the word cards on the dotted lines. Match them with the word cards in the numbered worksheet. Paste them over the right word.

Ann

and

Sam.



27

Ann

and

Sam

sit.

31

The

cat

runs.

35

It

is

fun

in

the

sun.

39

Ben

is

my

pet.

43

It

is

hot.

47

Get

up

Sam.

51

Ann

has

fun.

55

I

am

on

the

bus.

59

63

I

go

home.

67

He

has

his

hat

on.

71


I

can

run.

75







	He	runs	and	kicks.	122	61	pots.
83	Sam	is	hot	and	wet.		the
	Sam	sits.	Ben	sits.	87		
	Dad	helps	him.		16		wash
95	This	is	my	mom.			
	This	is	my	father.	99		Quickly
103	He	has	a	yellow	shirt.		
	We	like	gran	a	lot.	101	jam.
	They	look	at	the	TV.	111	the
	We	help	to	wash	up.	115	
	Sam	is	six.			119	and
123	Ben	just	jumps	for	the		
127	We	see	the	zebras	in	the	jug



