



Government Gazette Staatskoerant

REPUBLIC OF SOUTH AFRICA
REPUBLIEK VAN SUID-AFRIKA

Vol. 498

Pretoria, 11 December 2006

No. 29467



AIDS HELPLINE: 0800-0123-22 Prevention is the cure

CONTENTS • INHOUD*No.**Page
No. Gazette
 No.***GOVERNMENT NOTICE****Education, Department of***Government Notice*

1267	National Education Policy Act (27/1996) and the South African Schools Act (84/1996): National policy regarding further education and training programmes: Approval of the policy document: An addendum to the policy document, the National Senior Certificate: A qualification at Level 4 on the National Qualifications Framework (NQF), regarding the National Protocol for Assessment (Grades R–12).....	3	29467
------	--	---	-------

GOVERNMENT NOTICE

DEPARTMENT OF EDUCATION

No. 1267

11 December 2006


**NATIONAL EDUCATION POLICY ACT, 1996 (ACT NO. 27 OF 1996) AND
THE SOUTH AFRICAN SCHOOLS ACT, 1996 (ACT NO. 84 OF 1996) AS
AMENDED**

**NATIONAL POLICY REGARDING FURTHER EDUCATION AND
TRAINING PROGRAMMES: APPROVAL OF THE POLICY DOCUMENT:
*AN ADDENDUM TO THE POLICY DOCUMENT, THE NATIONAL SENIOR
CERTIFICATE: A QUALIFICATION AT LEVEL 4 ON THE NATIONAL
QUALIFICATIONS FRAMEWORK (NQF), REGARDING THE NATIONAL
PROTOCOL FOR ASSESSMENT (GRADES R – 12)***

I, Grace Naledi Mandisa Pandor, Minister of Education, hereby, in terms of *Sections 3(4)(l) and 7 of the National Education Policy Act, 1996 (Act No. 27 of 1996) and Sections 6(A) and 61 of the South African Schools Act, 1996 (Act. No. 84 of 1996)*, approve the policy document, *An addendum to the policy document, the National Senior Certificate: A qualification at Level 4 on the National Qualifications Framework (NQF), regarding the National Protocol for Assessment (Grades R – 12)* as set out in the Schedule, as national education policy.

**GNM PANDOR, MP
MINISTER OF EDUCATION**

SCHEDULE



education

Department:
Education
REPUBLIC OF SOUTH AFRICA

**AN ADDENDUM TO THE POLICY DOCUMENT,
THE NATIONAL SENIOR CERTIFICATE:
A QUALIFICATION AT LEVEL 4 ON
THE NATIONAL QUALIFICATIONS FRAMEWORK
(NQF), REGARDING THE NATIONAL PROTOCOL
FOR RECORDING AND REPORTING
(GRADES R – 12)**

Department of Education

Sol Plaatje House
123 Schoeman Street
Private Bag X895
Pretoria 0001
South Africa
Tel: +27 12 312-5911
Fax: +27 12 321-6770

120 Plein Street
Private Bag X9023
Cape Town 8000
South Africa
Tel: +27 21 465-1701
Fax: +27 21 461-8110

<http://www.education.gov.za>

© 2006 Department of Education

ISBN 1-77018-144-X

CONTENTS

CHAPTER 1: INTRODUCING THE NATIONAL PROTOCOL FOR RECORDING AND REPORTING	1
CHAPTER 2: ASSESSMENT IN THE NATIONAL CURRICULUM STATEMENT	2
CHAPTER 3: RECORDING AND REPORTING LEARNER PERFORMANCE	4
Principles for recording and reporting	5
Foundation Phase (Grades R – 3)	7
Intermediate Phase (Grades 4 – 6)	8
Senior Phase (Grades 7 – 9)	10
Grades 10 – 12	12
CHAPTER 4: TEACHERS' PORTFOLIOS	16
CHAPTER 5: MANAGEMENT OF SCHOOL ASSESSMENT RECORDS	17
Record Sheets	17
Report Cards	18
Schedules	19
CHAPTER 6: LEARNER PROFILE	22
GLOSSARY	24
ANNEXURES	26

CHAPTER 1: INTRODUCING THE NATIONAL PROTOCOL FOR RECORDING AND REPORTING

1. The National Protocol for Recording and Reporting standardises the recording and reporting processes for schools (Grades R – 12) within the framework of the National Curriculum Statements for Grades R – 9 & 10 – 12. It also provides a regulatory framework for the management of school assessment records and basic requirements for learner profiles, teacher portfolios, report cards, record sheets and schedules.
2. This protocol should be read with the following national regulatory frameworks and guidelines: the National Curriculum Statement Grades R – 9 (2002) and Grades 10 – 12 (2004), *Education White Paper 6 (Special Needs Education, 2001)*, *Language-in-Education Policy (1997)*, *South African Schools Act (1996)* and Assessment Guidelines. Assessment Guidelines provide information and direction on the implementation of this protocol. These guidelines also provide exemplars that focus on practical implications of this protocol for teachers and schools.
3. This protocol provides requirements and examples for the design of learner profiles, teacher portfolios, report cards, record sheets and schedules. The Department of Education, the Provincial Departments of Education and schools are responsible for developing a recording and reporting system that is aligned with the requirements specified.
4. The Department of Education will design all learner profiles and schedules and determine the criteria for record sheets and report cards. The Provincial Departments of Education will provide schools with pre-printed learner profiles and schedules. Schools will develop record sheets and report cards using the specified criteria. The security of the learner profiles and the updating of required information in the learner profiles rest with the school management.

CHAPTER 2: ASSESSMENT IN THE NATIONAL CURRICULUM STATEMENT

5. Assessment is a process of collecting, analysing and interpreting information to assist teachers, parents and other stakeholders in making decisions about the progress of learners. The National Curriculum Statement is the formal curriculum in South African schools. As such the National Curriculum Statement provides a framework for assessment in Grades R – 12 which is based on the principles of outcomes-based education.
6. Classroom assessment should provide an indication of learner achievement in the most effective and efficient manner by ensuring that adequate evidence of achievement is collected using various forms of assessment. The intention of this protocol is to regulate how evidence of learner performance is recorded and reported.
7. Classroom assessment should be both informal and formal. In both cases regular feedback should be provided to learners to enhance the learning experience.
 - (1) Informal or daily assessment is the monitoring of learners' progress. This is done through observations, discussions, learner-teacher conferences, informal classroom interactions, etc. Informal assessment may be as simple as stopping during the lesson to observe learners or to discuss with the learners how learning is progressing. Informal or daily assessment should be used to provide feedback to the learners and to improve teaching.
 - (2) Formal assessment provides teachers with a systematic way of evaluating how well learners are progressing in a grade and in a particular Learning Programme/ Learning Area/ Subject. Examples of

formal assessments include projects, oral presentations, demonstrations, performances, tests, examinations, practical demonstrations, etc.

8. The forms of assessment used should be appropriate to the age and the developmental level of the learners in the phase. The assessment tasks should be carefully designed to cover the Learning Outcomes and Assessment Standards of the Learning Programme/ Learning Area / Subject. The design of these tasks should therefore ensure that a variety of skills are assessed. Refer to the Assessment Guidelines for examples of tasks.
9. Progression (Grades R-8) and promotion (Grades 9-12) of learners to the next grade should be based on recorded evidence in formal assessment tasks. This means that those tasks that are used for formal assessment are recorded and should be used to decide whether a learner should progress or be promoted to the next grade. These requirements are indicated in *paragraphs 18(2)(a), 19(3)(a), 20(2)(a), 20(3)(b), 21(2)(a) and 21(3)(a)*.
10. Teachers are required to record learner performance in all formal assessment tasks. They are not required to record performance in informal or daily assessment tasks. Teachers may however, choose to record performance in informal or daily assessment tasks in some cases to support the teaching and learning process.
11. The teacher must submit the annual formal programme of assessment to the School Management Team (SMT) before the start of the school year. This will be used to draw up a school assessment plan in each grade. The school assessment plan should be provided to learners and parents in the first week of the first term.

CHAPTER 3: RECORDING AND REPORTING LEARNER PERFORMANCE

12. Recording is a process in which the teacher documents the level of a learner's performance. In South African schools, this should indicate the progress towards the achievement of outcomes set in the National Curriculum Statement. Records of learner performance should provide evidence of the learner's conceptual progression within a grade and her/ his readiness to progress to the next grade. Records of learner performance should also be used to verify the progress made by teachers and learners in the teaching and learning process. Records should be used to monitor learning and to plan ahead.
13. Reporting is a process of communicating learner performance to learners, parents, schools and the other stakeholders such as the employers, tertiary institutions, etc. Learner performance can be reported in a number of ways. These include report cards, parents' meetings, school visitation days, parent-teacher conferences, phone calls, letters, class or school newsletters, etc.
14. The main purpose of reporting is to:
 - (1) provide learners with regular feedback – this feedback should be developmental in purpose.
 - (2) inform parent(s)/guardian(s) on the progress of the individual learner.
 - (3) give information to schools and districts or regional offices on the current level of performance of learners.

15. Information recorded should:
- (1) inform teachers and others about the performance of learners;
 - (2) be used to provide constructive feedback to learners about their progress;
 - (3) be used to provide feedback about the performance of learners to parents, and other role-players;
 - (4) inform the planning of teaching and learning activities; and
 - (5) inform intervention strategies.
16. The language in which recording and reporting is done should be in accordance with the Language of Learning and Teaching (LoLT) as informed by the Language-in-Education Policy. In the case of dual medium schools, one of the languages used as LoLT should be utilised for reporting purposes, while the language of recording should be any of the languages used for learning and teaching.

17. Principles for recording and reporting

- (1) The following principles underpin the approach to both recording and reporting:
 - (a) Learning Outcomes (LOs) and Assessment Standards (ASs) should be used to inform the planning and development of assessment tasks. However, recording and reporting of learner performance is against the assessment task and not the Learning Outcomes.
 - (b) Teachers should show in their portfolios that they have covered all Learning Outcomes in the formal tasks set.
 - (c) National codes and/or marks, percentages and comments can be used for recording and reporting purposes.
 - (d) The following is applicable to recording and reporting per phase:

- (i) Foundation Phase (Grades R – 3): Record and report in national codes and their descriptors.
 - (ii) Intermediate Phase (Grades 4 – 6): Record and report in national codes and their descriptors and percentages.
 - (iii) Senior Phase (Grades 7 – 9): Record and report in national codes and their descriptors or percentages.
 - (iv) Grades 10 – 12: Record in marks and report in percentages.
- (e) The schedule and the report card should indicate the overall level of performance of a learner.
- (f) In the case of Languages or the Literacy Learning Programme, each language that the learner offers should be recorded and reported on separately according to the different levels on which they are offered. For example, Home Language – English, First Additional Language – IsiXhosa, Second Additional Language – Afrikaans.
- (g) The number of formal assessment tasks to be recorded in each phase is provided in *paragraphs 18(2)(a), 19(3)(a), 20(2)(a), 20(3)(b), 21(2)(a) and 21(3)(a)*.
- (h) The recorded pieces of evidence should reflect a variety of forms of assessment. More information on this is provided in the Assessment Guidelines.
- (i) Teachers must report regularly to learners and parents on the progress of learners. Schools are required to provide feedback to parents on the programme of assessment using a formal reporting tool such as a report card. In addition to the report cards, other reporting mechanisms such as parents' meetings, school visitation days, parent-teacher conferences, phone calls, letters, class or school newsletter, etc. may be used. The school will determine the format of these reporting strategies.

18. Foundation Phase (Grades R – 3)**(1) Recording and reporting in Grades R – 3**

- (a) The national codes and their descriptors provided in Table 1 should be used for recording and reporting learner performance in the Foundation Phase (Grades R – 3). Comments should be used to describe learner performance.

Table 1: Codes and descriptors for recording and reporting in Grades R - 3

RATING CODE	DESCRIPTION OF COMPETENCE
4	Outstanding/Excellent Achievement
3	Satisfactory Achievement
2	Partial Achievement
1	Not Achieved

- (b) In the Foundation Phase, the recording and reporting of learner performance should be against the three Learning Programmes offered, that is Literacy, Numeracy and Life Skills. In the main, assessment tasks for the three Learning Programmes in the Foundation Phase will be developed against the Learning Outcomes and the Assessment Standards defined in the Languages, Mathematics and Life Orientation Learning Areas respectively. The Learning Outcomes of the other five Learning Areas should be planned for, taught and assessed in an integrated manner within the three Learning Programmes and should not be recorded separately.

(2) Recorded formal assessment tasks for Grades R – 3

- (a) The requirements for formal recorded assessment for Grades R – 3 are set out in Table 2 below. This also gives the number of

assessment tasks per Learning Programme required in the Foundation Phase.

Table 2: Number of Formal Recorded Assessment Tasks for Grades R – 3

LEARNING PROGRAMME	TERM 1	TERM 2	TERM 3	TERM 4	TOTAL
Literacy (Languages)	4	4	4	4	16
Numeracy (Mathematics)	3	3	3	3	12
Life Skills (Life Orientation)	1	1	1	1	4

19. Intermediate Phase (Grades 4 – 6)

- (1) The national codes together with either percentages or descriptors provided in Table 3 should be used for recording and reporting learner performance in the Intermediate Phase (Grades 4 – 6). Comments should be used to describe learner performance.

Table 3: Codes and percentages for recording and reporting in Grades 4 - 6

RATING CODE	DESCRIPTION OF COMPETENCE	PERCENTAGES
4	Outstanding/Excellent Achievement	70 – 100
3	Satisfactory Achievement	50 – 69
2	Partial Achievement	35 – 49
1	Not Achieved	1 – 34

- (2) In the Intermediate Phase (Grades 4 – 6), the recording and reporting of learner performance in the formal assessment tasks should be against the eight Learning Areas prescribed in the National Curriculum Statement for Grades R – 9.

(3) Recorded formal assessment tasks for Grades 4 – 6

- (a) The requirements for formal recorded assessment for Grades 4 – 6 are set out in Table 4. This also gives the number of recordings per Learning Area required in the Intermediate Phase. Teachers should note that the Programme of Assessment should be integrated in the development of the Learning Programme, Work Schedule and the Lesson Plan.

Table 4: Number of Formal Recorded Assessment Tasks for Grades 4 – 6

LEARNING AREA	TERM 1	TERM 2	TERM 3	TERM 4	TOTAL
Language 1	2	2	2	2	8
Language 2	2	2	2	2	8
Language 3 (optional)	1	1	1	1	4
Mathematics	2	2	2	2	8
Natural Sciences	1	2	1	2	6
Social Sciences	1	2	1	2	6
Technology	1	1	1	1	4
Economic and Management Sciences	1	1	1	1	4
Life Orientation	1	1	1	1	4
Arts and Culture	1	1	1	1	4

20. Senior Phase (Grades 7 – 9)**(1) Recording and Reporting in Grades 7 – 9**

- (a) The national codes together with either the descriptors or percentages provided in Table 5 should be used for recording and reporting learner performance in Grades 7 – 9. Comments should be used to qualify learner performance.

Table 5: Codes and percentages for recording and reporting in Grades 7 – 9

RATING CODE	DESCRIPTION OF COMPETENCE	PERCENTAGE
7	Outstanding achievement	80 – 100
6	Meritorious achievement	70 – 79
5	Substantial achievement	60 – 69
4	Adequate achievement	50 – 59
3	Moderate achievement	40 – 49
2	Elementary achievement	30 – 39
1	Not achieved	0 – 29

(2) Recorded formal assessment tasks for Grades 7 and 8

- (a) The requirements for formal recorded assessment for Grades 7 and 8 are set out in Table 6 below which gives the number of recordings per Learning Area required in the two grades. Teachers should note that the Programme of Assessment should be integrated in the development of the Learning Programme, Work Schedule and the Lesson Plan.

Table 6: Number of Formal Recorded Assessment Tasks for Grades 7 - 8

LEARNING AREA	TERM 1	TERM 2	TERM 3	TERM 4	TOTAL
Language 1	3	2	3	2	10
Language 2	2	2	2	2	8
Language 3 (optional)	2	1	2	1	6
Mathematics	3	3	3	3	12
Natural Sciences	2	2	2	2	8
Social Sciences	2	2	2	2	8
Technology	1	1	1	1	4
Economic and Management Sciences	1	1	1	1	4
Life Orientation	1	1	1	1	4
Arts and Culture	1	1	1	1	4

(3) Recorded formal assessment tasks for Grade 9

- (a) In Grade 9 the internal Programme of Assessment constitutes 75% of the final result of the learners and evidence of learners' work in these tasks should be easily located for moderation purposes. The external Common Tasks for Assessment (CTA) in Grade 9 count 25% of the final assessment and make up the assessment tasks for term 4.
- (b) The requirements for formal recorded assessment for Grade 9 are set out in Table 7 below which gives the number of recordings per Learning Area required in the grade.

Table 7: Number of Formal Recorded Assessment Tasks for Grade 9

LEARNING AREA	TERM 1	TERM 2	TERM 3	TERM 4	TOTAL
Language 1	3	2	3		8
Language 2	2	2	2		6
Language 3 (optional)	2	1	2		5
Mathematics	3	3	3		9
Natural Sciences	2	2	2		6
Social Sciences	2	2	2		6
Technology	1	1	1		3
Economic and Management Sciences	1	1	1		3
Life Orientation	1	1	1		3
Arts and Culture	1	1	1		3

- (c) In Grades 7 – 9 the recording and reporting of learner performance in the formal assessment tasks should be against the Learning Areas prescribed in the National Curriculum Statement for Grades R – 9.

21. Grades 10 – 12

(1) Recording and Reporting in Grades 10 – 12

- (a) The national codes and related percentages to be used for recording and reporting learner performance in Grades 10 – 12 are provided in Table 8 below. Comments should be used to describe learner performance.

Table 8: Codes and percentages for recording and reporting in Grades 10-12

RATING CODE	DESCRIPTION OF COMPETENCE	PERCENTAGE
7	Outstanding achievement	80 – 100
6	Meritorious achievement	70 – 79
5	Substantial achievement	60 – 69
4	Adequate achievement	50 – 59
3	Moderate achievement	40 – 49
2	Elementary achievement	30 – 39
1	Not achieved	0 – 29

- (b) In Grades 10 – 12 the recording and reporting of learner performance in the formal assessment tasks should be against the Subjects prescribed in the National Curriculum Statement for Grades 10 – 12.

(2) Recorded formal assessment tasks for Grades 10 - 11

- (a) The requirements for formal recorded assessment for Grades 10 and 11 are summarised in Table 9. The total number of assessment tasks makes up the Programme of Assessment by subject in Grades 10 and 11.

Table 9: Number of Formal Recorded Assessment Tasks for Grade 10 - 11

SUBJECTS	TERM 1	TERM 2	TERM 3	TERM 4	TOTAL
Language 1: Home Language	4	4*	4	4*	16
Language 2: Choice of HL or FAL	HL	4*	4	4*	16
	FAL	4*	4	4*	16
Life Orientation	1	1	1	2	5
Mathematics or Mathematical Literacy	2	2*	2	2*	8
Subject choice 1	2	2*	2	1*	7
Subject choice 2	2	2*	2	1*	7
Subject choice 3	2	2*	2	1*	7

* One of these tasks must be an examination

- (b) If one or two of the subjects chosen for subject choices 1, 2 or 3 include a Language, the number of tasks indicated for Languages 1 and 2 at Home Language (HL) and First Additional Language (FAL) are still applicable. Learners who opt for a Second Additional Language are required to complete 13 tasks in total: 4 tasks in term 1 and 3 tasks in each of terms 2, 3 and 4.

(3) Recorded formal assessment tasks for Grade 12

- (a) In Grade 12 all subjects include an internal assessment component, which counts 25% of the final assessment mark. This excludes Life Orientation where the internal assessment component counts 100% of the final assessment mark. The requirements of the internal Programme of Assessment for Grades 12 are summarised in Table 10 below.

Table 10: Number of Formal Recorded Assessment Tasks for Grade 12

SUBJECTS		TERM 1	TERM 2	TERM 3	TERM 4	TOTAL
Language 1: Home Language		5	5*	4*		14
Language 2: Choice of HL or FAL	HL	5	5*	4*		14
	FAL	5	5*	4*		14
Life Orientation		1	2	2		5
Mathematics or Mathematical Literacy		3	2*	2*		7
Subject choice 1		2	2*	(2*) 3*		(6 [#]) 7
Subject choice 2		2	2*	(2*) 3*		(6 [#]) 7
Subject choice 3		2	2*	(2*) 3*		(6 [#]) 7

* One of these tasks in Term 2 and/or Term 3 must be an examination

The number of internal tasks per subject differs from 6 to 7 as specified in Section 3 of the Subject Assessment Guidelines.

- (b) If one or two of the subjects chosen for subject choices 1, 2 or 3 include a Language, the number of tasks indicated for Languages 1 and 2 at Home Language (HL) and First Additional Language (FAL) are still applicable. Learners who opt for a Second Additional Language are required to complete 12 tasks in total: 5 tasks in term 1, 4 tasks in term 2 and 3 tasks in term 3.
- (c) The external assessment component for Grade 12 counts 75% of the final assessment. In certain subjects a practical assessment component may contribute 25% to the external component. Guidelines for the external examinations are provided in Section 3 of the Subject Assessment Guidelines.

CHAPTER 4: TEACHERS' PORTFOLIOS

22. All teachers are expected to keep a portfolio containing all documents related to assessment. It is teachers' responsibility to ensure that the information in their assessment portfolios is kept up to date.
23. A teacher assessment portfolio may be a file, a folder, a box, or any other suitable storage system.
24. Teachers' portfolios should contain the tasks for assessment as well as the planning that informs the development of these tasks and the records of assessment of the formal tasks.
25. Teachers should as part of their planning provide an indication of the Learning Outcomes and Assessment Standards assessed in each task. Examples of how this should be undertaken are provided in the Assessment Guidelines.
26. The formally recorded assessment tasks should be clearly marked or indicated in the teacher's portfolio. Stickers, coloured paper, etc. may be used for this purpose.
27. Teachers' portfolios should be available on request at all times for moderation and accountability purposes.

CHAPTER 5: MANAGEMENT OF SCHOOL ASSESSMENT RECORDS

28. The assessment records that should be developed and kept at school are record sheets, schedules, teacher portfolios, learner profiles, report cards and schedules. The management, maintenance and the safety of the learner profiles, schedules and report cards is the responsibility of the school management. The management and maintenance of the record sheets and the teacher portfolio is the responsibility of every teacher.

29. Record Sheets

- (1) Teachers are expected to keep an efficient and current record of the learners' progress. It is expected that carefully compiled records and/or evidence of learner performance be maintained to justify the final rating a learner receives at the end of the year. Teachers are expected to keep current records of learners' progress electronically/in files/books/folders or any other form the school has agreed on. These record sheets must at least have the following information (*See an example of a record sheet in Annexure A*):
- (a) Learning Programme/ Learning Area / Subject
 - (b) Grade and class
 - (c) Learners' names
 - (d) Dates of assessment
 - (e) Names of the formal assessment tasks
 - (f) The results of formal assessment tasks
 - (g) Comments for support purposes when and where appropriate.
- (2) The record sheets should be used to compile a schedule that will in turn be used to compile reports once a term. Schools should therefore develop Record Sheets using the criteria specified in *paragraph 29(1)*.

30. Report Cards

- (1) The National Curriculum Statement (Grade R – 12) states that formal report cards should be sent to parents once a term. The report cards must provide a clear holistic picture of the learner's achievements in different Learning Programmes/ Learning Areas/ Subjects.
- (2) A report card is an official document that is used to give feedback to parents on the achievement of learners. Schools should ensure that there are no errors, erasures or corrections that will compromise the legal status of the report cards. The school management team is responsible to ensure that reports issued to learners do not contain any errors.
- (3) Learner performance for a term should be reflected on the report card for that term. The end-of-year report card should indicate cumulative learner performance for the year.
- (4) The achievement rating in a report card should be indicated by a combination of national codes, percentages and comments. The national codes and percentages should be in accordance with the stipulations mentioned in *paragraph 17(1)(d)*. The comments should provide more information on the strengths and developmental needs of the learners.
- (5) Report cards should include information in the following essential components (*See an example of a report card in Annexure B*):
 - (a) **Personal details:** Name of the learner, grade and class of the learners, date of birth, school attendance profile.
 - (b) **Official school details:** Year and term, name of the school, date, signature and comment of parent or guardian, teacher and principal, dates of closing and opening of school, school stamp, explanation of the codes of the national coding system.

- (c) **Performance details:** A national code and /or a percentage indicating the level of performance per Learning Programme /Learning Area / Subject and a description of the strengths and developmental needs of the learner.
 - (d) **Constructive feedback:** The feedback should contain comments about the learner's performance in relation to his/her previous performance.
- (6) A report card may be produced electronically or manually using different styles preferred by the school but should contain all the information mentioned in *paragraph 30(5)(a-d)*.
- (7) Schools should not accept report cards with errors from other schools. Once a fraudulent report has been identified, the matter should be reported to the principal of the affected school and to the District and/or Provincial Department of Education offices.
- (8) In cases where a fraudulent report card is discovered the Head of the Provincial Department of Education should institute an internal investigation of the matter and may take legal steps where necessary.
- (9) The parent(s) or guardian(s) has the right of access to report cards of their children.
- (10) Schools may not withhold report cards from learners for any reason whatsoever.

31. Schedules

- (1) The schedule is a quarterly record which provides a summary about the progress of all learners in the grade in a school. The school may store this information manually or electronically. The end-of-year schedule is

a compilation of learner performance across all four school terms. Copies of the end-of-year schedules should also be kept at the district office.

- (2) Schedules should be completed four times a year.
- (3) A schedule should include the following information (*See an example of a schedule in Annexure C*):
 - (a) Name of the school and school stamp
 - (b) Date
 - (c) List of names and surnames of learners in each grade or class
 - (d) Admission number of each learner
 - (e) Date of birth of each learner
 - (f) Gender of each learner
 - (g) Age of each learner
 - (h) Number of years in a phase (**This information is required for the end-of-the-year schedule only**)
 - (i) National codes and percentages that indicate the performance of learners in each Learning Programme /Learning Area/ Subject
 - (j) Signature of teacher, principal and departmental official (**required for the end-of-the-year schedule only**)
 - (k) At the end of the year, a schedule for Grades R - 8 should indicate whether the learners are ready to progress to the next grade or not. Schools should use (RP) to indicate that a learner is ready to progress to the next grade or (NRP) to indicate that the learner is not ready to progress. For Grades 9, 10 and 11 the end-of-year schedule should indicate whether the learner is promoted to the next grade or not by using (P) for promoted and (NP) for not promoted. The end-of-year schedules for Grade 12 will be externally generated.

- (4) The-end-of-year schedule must be signed by the principal and a departmental official. This then constitutes a legal document which should be kept at school in a file or box or electronically as part of the school archives for at least 5 years.
- (5) A schedule should be used for drawing up reports and for reporting to parents and the education system on the overall progress of learners in each grade. This means that a schedule should be completed for each grade.
- (6) The Department of Education will develop the schedule forms and the Provincial Departments of Education are responsible for providing each school with the schedule forms. Schedules for each grade should be submitted to the district in hard copy. A school stamp and signatures of a departmental official and school principal are required to authenticate the schedule.

CHAPTER 6: LEARNER PROFILE

32. A Learner Profile is a continuous record of information that gives a holistic impression of a learner and a learner's progress and performance. It assists the teacher in the next grade or school to understand the learner better and therefore to respond appropriately to the learner.
33. Learner Profiles should be kept at school and will be moved from one school to the next on the request of the principal of the next school. The school management of the receiving school has an obligation to request the Learner's Profile from the previous school within three months of the learner's admittance. The Learner Profile for every learner must be safeguarded and should accompany learners throughout their schooling career. The security of the Learner Profiles and the updating of required information rest with the school management.
34. The parents and other stakeholders have a right to access and view the Learner Profile on request. However, this should be done in the presence of the school management. The Learner Profile is a confidential document and should be treated as such. Under no circumstances should sensitive information such as the health status of the learner be divulged to anyone without the written permission of the parent(s) or guardian(s). Under no circumstances should the profile be moved from the school unless it is for reasons mentioned in *paragraph 33*.

35. The Provincial Departments of Education are responsible for providing pre-printed files /folders for the Profiles. These pre-printed files/folders should be designed such that a Learner Profile includes the following information (*See an example of a profile in Annexure D*):
- (1) personal information;
 - (2) medical history;
 - (3) schools attended and record of attendance;
 - (4) participation and achievements in extra-curricular activities;
 - (5) areas needing additional support; and
 - (6) learner performance.
36. In cases where the files/folders need repair, the school principal concerned should make a request to the district office for a replacement.
37. The compilation of Learner Profiles should be started at Grade R and should continue until the learner completes Grade 12.
38. Once the learner has passed Grade 12 or exited the schooling system for any reason whatsoever, the learner profile should be stored in the last school attended for a period of three years whereafter it should be destroyed. If the learner within this specified period re-enters the schooling system to further her/his studies, the provisos stated in *paragraphs 33 and 34* will apply.
39. The Learner Profile replaces all previous continuous record documents that have been used by schools, such as record cards, tutor cards, Edlab cards, etc.

GLOSSARY

Assessment Standard	Describes the minimum level at which learners should demonstrate the achievement of a Learning Outcome and the ways or range (breadth and depth) of demonstrating the achievement. It is grade-specific.
Assessment Task	<p>This is an assessment activity that is designed to assess a range of skills and competencies. For example, 1 task is:</p> <ul style="list-style-type: none">• an assignment• a test• an exam which may include 1, 2 or 3 papers
External Assessment	Any assessment activity, instrument or programme where the design, development and implementation has been initiated, directed and, coordinated by Provincial Education Departments and the Department of Education either collectively or individually.
Moderation	The process of verifying results of the formal Programme of Assessment and the External Assessment. Internal moderation of the formal Programme of Assessment tasks must be undertaken by the Heads of Department at a school.
Programme of Assessment	A yearlong grade-specific formal plan of assessment for a Learning Programme/ Learning Area/ Subject.
Record Sheet	Record of learner performance in formally assessed tasks expressed as national codes, marks and/or percentages. May or may not include comments. The use of comments is essential in the Foundation Phase.
Schedule	Quarterly record of learner performance which is kept at the school. The end-of-year schedule is submitted to the district at the end of the year.

School Assessment Plan	A plan of assessment which includes the formal tasks for all Learning Programmes/ Learning Areas/ Subjects to be undertaken during the school year.
Teacher Portfolio	Collection of all planning for assessment, including the assessment tasks and assessment tools for both formal and informal assessment. It should include the record sheet(s).

ANNEXURE A

EXAMPLE OF A RECORD SHEET FOR GRADES 10-12

SUBJECT: _____ GRADE: _____ CLASS: _____

NAME OF TASK		TERM 1		TERM 2		TERM 3		TERM 4		Final Mark
DATE OF ASSESSMENT										
LEARNERS' NAMES		Total		Total		Total		Total		400
MARK										
1										
2										
3										
4										
5										
6										
7										
8										
9										
10										
11										
12										
13										
14										
15										
16										
17										
18										
19										
20										
21										
22										
23										
24										
25										

NOTE: Subjects which include a Practical or Performance Assessment Task (PAT) can include an extra column to record learner performance in such tasks. Language teachers would need to add 2-3 columns per term.

ANNEXURE B

EXAMPLE OF A REPORT CARD FOR GRADES 10-12

NAME OF SCHOOL _____

YEAR _____
TERM _____

Name of learner: _____

Grade: _____ Class: _____

Date of birth: _____

SUBJECT	TERM 1	TERM 2	TERM 3	TERM 4
	%	%	%	%
Language 1: Home Language – State Language				
Language 2: State level – State Language				
Life Orientation				
Mathematics / Mathematical Literacy				
Subject 1				
Subject 2				
Subject 3				
Days absent				

Comments:

School closes on _____ and re-opens on _____

Signatures:Date:Comments:

Principal- _____

Teacher- _____

Parent- _____

RATING CODE	DESCRIPTION OF COMPETENCE	PERCENTAGE
7	Outstanding achievement	80 – 100
6	Meritorious achievement	70 – 79
5	Substantial achievement	60 – 69
4	Adequate achievement	50 – 59
3	Moderate achievement	40 – 49
2	Elementary achievement	30 – 39
1	Not achieved	0 – 29

SCHOOL
STAMP

ANNEXURE C

EXAMPLE OF A PROMOTION SCHEDULE FOR GRADES 10-12

[illegible]

Number placed in next grade: _____

Certified correct:

Teacher: _____

Principal: _____

Date:

Date: _____

Approved:

School Management Developer:

Date: _____

ANNEXURE D

EXAMPLE OF A LEARNER'S PROFILE

LP

ADMISSION NUMBER

LEARNER'S PROFILE

DoE Logo

GR. R – 12

Please complete

in PENCIL

CONFIDENTIAL

Learner's Profile should be completed annually (in print) by the register teacher. **Tippex may not be used.**

FOUNDATION PHASE Photo to be pasted at beginning of phase	INTERMEDIATE PHASE Photo to be pasted at beginning of phase	SENIOR PHASE Photo to be pasted at beginning of phase	FET Photo to be pasted at beginning of phase
---	---	---	--

PERSONAL INFORMATION

(Please use a BLACK PEN and update when there is change.)

SURNAME: _____

NAMES: _____

NAME BY WHICH LEARNER IS CALLED: _____

GENDER: _____

I.D. NUMBER (BIRTH CERTIFICATE): _____

HOME LANGUAGE: _____

POSITION IN FAMILY:

(Indicate with X)

ONLY OR FIRST CHILD	SECOND CHILD	THIRD CHILD	FOURTH CHILD	MORE THAN FIVE CHILDREN
---------------------	--------------	-------------	--------------	-------------------------

RELIGION: _____

MEDICAL HISTORY

(Please use a PENCIL and update when there is change.)

FAMILY PRACTITIONER / CLINIC	
CONTACT NUMBER	
ALLERGIES (Please use a RED pen)	
CHRONIC ILLNESSES	
MEDICAL AID	
MEDICAL AID NUMBER	
NAME OF CARD HOLDER (Main member)	
CONTACT PERSON (OTHER THAN PARENT/S OR GUARDIAN) IN THE CASE OF AN EMERGENCY	
CONTACT NUMBER OF ABOVE-MENTIONED PERSON	

SCHOOLS (Grade R included) ATTENDED*(Please use a BLACK PEN and update when there is change.)*

ADMIS- SION NUMBER	NAME OF SCHOOL	EMIS No.	LoLT (This refers to the Language of Learning And Teaching)	DATE OF ADMISSION		DATE OF DEPARTURE	
				DATE	GRADE	DATE	GRADE

INFORMATION REGARDING PARENT/S OR GUARDIAN/S*(Please use a PENCIL and update when there is change.)*

	FATHER	MOTHER	GUARDIAN (where applicable)
SURNAME AND INITIALS			
OCCUPATION			
MARITAL STATUS			
PHYSICAL ADDRESS			
POSTAL ADDRESS			
TELEPHONE (HOME)			
TELEPHONE (WORK)			
CELLPHONE			
Email Address			

AREAS NEEDING SPECIAL SUPPORT AND NATURE OF SUPPORT PROVIDED– (including emotional and behavioural problems)*(Please use a BLACK PEN.)*

YEAR	GR.	AREA OF NEED	NATURE OF SUPPORT PROVIDED	TEACHER'S NAME	SIGNATURE

(Please use a BLACK PEN and complete annually.)

[illegible]

(Please use a BLACK PEN and complete annually.)

[illegible]

31

CUMULATIVE RECORD CARD

%	LEVEL INDICATORS	CODE
70-100%	OUTSTANDING	4
50-69%	ACHIEVED	3
35-49%	PARTIALLY ACHIEVED	2
1-34%	NOT ACHIEVED	1

FOUNDATION PHASE (Please use BLACK pen and indicate level codes.)

GRADE	YEAR	LOLT	Level	LITERACY	NUMERACY	LIFE SKILLS	COMMENT (See areas needing support- emotional and social behaviour.)	ABSENTEEISM (INDICATE DAYS ABSENT)				PROGRESSION (Y/N)	TEACHER'S SIGNATURE
								TERM 1	TERM 2	TERM 3	TERM 4		

INTERMEDIATE PHASE (Please use BLACK pen and indicate level codes.)

GRADE	YEAR	LOLT of School	1. LANGUAGES HL / FAL / SAL		2. MATHEMATICS	3. NATURAL SCIENCES	4. TECHNOLOGY	5. SOCIAL SCIENCES	6. EMS	7. ARTS & CULTURE	8. LIFE ORIENTATION	COMMENT (See areas needing support.)	ABSENTEEISM (INDICATE DAYS ABSENT)				PROGRESSION (Y/N)	TEACHER'S SIGNATURE
													TERM 1	TERM 2	TERM 3	TERM 4		

%	DESCRIPTION	CODE
80-100%	OUTSTANDING ACHIEVEMENT	7
70-79%	MERITORIOUS ACHIEVEMENT	6
60-69%	SUBSTANTIAL ACHIEVEMENT	5
50-59%	ADEQUATE ACHIEVEMENT	4
40-49%	MODERATE ACHIEVEMENT	3
30-39%	ELEMENTARY ACHIEVEMENT	2
0-29%	NOT ACHIEVED	1

SENIOR PHASE (Please use BLACK pen and indicate level codes.)

GRADE	YEAR	LoLT of School	1. LANGUAGES		2. MATHEMATICS	3. NATURAL SCIENCES	4. TECHNOLOGY	5. SOCIAL SCIENCES	6. EMS	7. ARTS & CULTURE	8. LIFE ORIENTATION	COMMENT (See areas needing support.)	ABSENTEEISM (INDICATE DAYS ABSENT)				PROGRESSION (Y/N)	TEACHER'S SIGNATURE
			HL	FAL / SAL									TERM 1	TERM 2	TERM 3	TERM 4		

GRADES 10-12 (Please use BLACK pen and indicate percentages.)

GRADE	YEAR	LANGUAGES		MATHEMATICS (M)/ MATHS LITERACY (ML)	LIFE ORIENTATION	SUBJECT 1:	SUBJECT 2:	SUBJECT 3:				COMMENT (See areas needing support.)	ABSENTEEISM (INDICATE DAYS ABSENT)				PROMOTED (Y/N)	TEACHER'S SIGNATURE
		HOME	OTHER: LEVEL:										TERM 1	TERM 2	TERM 3	TERM 4		

**PLACE THE FOLLOWING
INFORMATION IN THIS PROFILE**

- APPLICATION FORM
- COPY OF BIRTH CERTIFICATE
- IMMUNIZATION CARD
- INDEMNITY FORMS
- TRANSFER CARDS
- LETTERS FROM PARENTS
- ABSENTEEISM LETTERS
- DOCTOR'S REPORTS
- SUPPORT SERVICES REPORTS
- INTERVENTION RECORDS
- _____
- _____
- _____
- _____
- _____
- _____
- _____

[illegible][illegible]

IMPORTANT NOTICE

GPW wishes to apologise for any confusion created by our previous notice concerning the method of payment (*herewith the corrected version of the notice*):

ACCEPTABLE PAYMENT FOR SERVICES AND GOODS IN GOVERNMENT PRINTING WORKS

**WITH IMMEDIATE EFFECT ALL
PAYMENTS FOR SERVICES RENDERED AND GOODS DIS-
PATCHED SHOULD BE BY MEANS OF CASH, ELECTRONIC
TRANSFER OR BANK GUARANTEED CHEQUES**

**IMPLEMENTATION OF THIS
CIRCULAR IS WITHOUT EXCEPTION**

**S. MBHELE
EXECUTIVE DIRECTOR: MARKETING**

**Tel.: (012) 334-4764
Cell: 082 889 5059**

NOTICE TO:

SUBSCRIBERS

OF

GOVERNMENT GAZETTES

Subscribers who have previously arranged to collect their weekly publications of *Government Gazettes* from the Government Printing Works in the Masada Building, are hereby requested to collect their publications from the Old Government Printing Works Building at the Security Officer's Bay at the Proes Street entrance, with effect from the 16th of October 2006.

We look forward to your ongoing support

Contact Person: **Montjane M. Z. (Mr)**

Mobile Phone: 083-640 6121.

Telephone: (012) 334-4653.

Looking for out of print issues of Government and Provincial Gazettes

We can provide photocopies

Contact

The National Library of South Africa,
Pretoria Campus
PO Box 397
0001 PRETORIA

Physical address

C/o Andries and Vermeulen Streets
Entrance in Andries Street

Contact details

Tel: (012) 321-8931
Fax: (012) 325-5984
E-mail: infodesk@nlsa.ac.za



Sabinet Online Ltd has established itself, for more than a decade, as a leader in facilitating electronic access to gazetted information.

Are you looking for information published in Gazettes such as changes to Acts, Regulations of Acts, Notices, Liquidation & distribution accounts on deceased estates?



Search no more.

Sabinet Online's SA Gazettes provides immediate access to full-text databases of Government and Provincial Gazettes, the Government Gazette Index and Parliamentary Bills. Updated daily.

The SA Gazettes is considered in all industry sectors as the most comprehensive collection of searchable gazette data on the Internet. With SA Gazettes you have access to the electronic full-text of the Government Gazette and all Provincial Gazettes.


- The Government Gazette - from January 1994
- All Provincial Gazettes - from September 1995
- Indexes pertaining to the past week's Government and all Provincial Gazettes.
- Parliamentary Bills - from January 1999

**We facilitate access to information
www.sabinet.co.za**

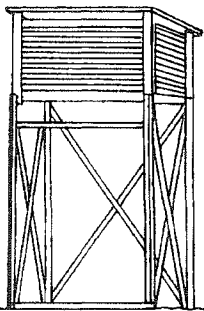
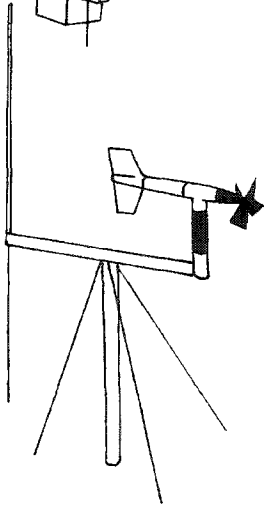
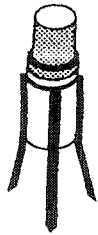

Tel: +27 12 643 9500; Fax: +27 12 663 3543; E-mail: info@sabinet.co.za







Wetlands are wonderlands!



Department of Environmental Affairs and Tourism

SA WEATHER BUREAU SA WEERBURO

**W
E
A
T
H
E
R
·
S
E
R
V
I
C
E
S
·
W
E
E
R
D
I
E
N
S
T
E**



Printed by and obtainable from the Government Printer, Bosman Street, Private Bag X85, Pretoria, 0001
Publications: Tel: (012) 334-4508, 334-4509, 334-4510
Advertisements: Tel: (012) 334-4673, 334-4674, 334-4504
Subscriptions: Tel: (012) 334-4735, 334-4736, 334-4737
Cape Town Branch: Tel: (021) 465-7531

Gedruk deur en verkrygbaar by die Staatsdrukker, Bosmanstraat, Privaatsak X85, Pretoria, 0001
Publikasies: Tel: (012) 334-4508, 334-4509, 334-4510
Advertensies: Tel: (012) 334-4673, 334-4674, 334-4504
Subskripsies: Tel: (012) 334-4735, 334-4736, 334-4737
Kaapstad-tak: Tel: (021) 465-7531