



# **NORMS AND STANDARDS PROGRESS REPORT**

## **JULY 2018**

Private Bag X20565, Bloemfontein, 9300  
Old CNA Building, 5th Floor, Charlotte Maxeke Street, Bloemfontein  
Tel: (051) 404 9293 Fax: (051) 404 9264






### OFFICIAL SIGN-OFF OF THE NORMS AND STANDARDS PROGRESS REPORT

This Progress Report on the Implementation of the Norms and Standards does meet the requirements as stated in the Regulations regarding the Minimum Norms & Standards (Nov 2013) as follows:

4) A Member of the Executive Council must, within a period of 6 months after the publication of the regulations and thereafter annually on a date and in a manner determined by the Minister, provide the Minister with detailed plans on the manner in which the norms and Standards are to be implemented as far as schools referred to in sub regulation (1) (b) are concerned. 5) In addition to the requirements contained in section 58C of the Act, a Member of the Executive Council must, in the manner determined by the Minister, report annually to the Minister on the Implementation of the plans required in sub regulation (4).

2017/18 MTEF

Prepared by: Infrastructure Planning Directorate

Deliverable accepted by:	Signed:	Date:
Chief Director: Physical Resource Management Mr. T Nthunya		09/07/2018
Head of Department: FSDoE Adv. T Malakoane		10/7/2018
MEC: FSDoE Mr. PHI Makgoe		12/07/2018



## Contents

OFFICIAL SIGN-OFF OF THE NORMS AND STANDARDS PROGRESS REPORT .....	2
1. 3 YEAR IMPLEMENTATION PLAN .....	4
1.1. <i>Basic Services</i> .....	4
1.1.1. <i>ASIDI Progress and performance on water, sanitation and electricity projects</i> .....	4
1.2. <i>Inappropriate Structures</i> .....	6
1.2.1. <i>ASIDI Progress and performance on Inappropriate Structures</i> .....	6
1.2.2. <i>Factors that led to the delay in finalization of FSDoE Projects</i> .....	12
2. 7 YEAR IMPLEMENTATION PLAN .....	13
2.1. <i>Insufficient Basic services</i> .....	13
2.2. <i>Perimeter Security and Electronic Connectivity</i> .....	14
2.3. <i>Additional Classrooms</i> .....	14
2.4. <i>Spatial Representation</i> .....	16
2.5. <i>Progress made on 7 year implementation plan</i> .....	17
3. 10 YEAR IMPLEMENTATION PLAN .....	18
3.1. <i>Minimum education areas</i> .....	18
3.2. <i>Progress made on 10 year implementation plan</i> .....	149
4. 17 YEAR IMPLEMENTATION PLAN .....	20
4.1. <i>Minimum education areas</i> .....	20
4.2. <i>Progress made on 17 year implementation plan</i> .....	21
5. CONCLUSION.....	22
5.1. <i>Budget and Funding needs</i> .....	23
5.2. <i>Overall budget needs</i> .....	24



## **NORMS AND STANDARDS PROGRESS REPORT:**

### **1. 3 YEAR IMPLEMENTATION PLAN**

#### **1.1. BASIC SERVICES**

##### **1.1.1. Progress and performance on water, sanitation and electricity projects**

The Free State Department of Education was appointed as an implementing agent for the ASIDI Basic Services programme for 2013/2014 financial year. The scope of work for this programme entails provision of water, sanitation and electricity for farm schools in the province. The appointment was acceptance letters were signed on the 14 December 2012 and 8 April 2013 respectively.

The Professional Service Providers, Etsho Project Managers were appointed on the 17<sup>th</sup> of May 2013 and subsequently accepted this appointment on the 24<sup>th</sup> May 2013. The table below depicts a summary of budget allocation and number of projects for every service. See table below for progress to date.

**Table 1: Summary of progress achieved to date (Basic Services)**

<b>Service</b>	<b>Progress</b>	<b>Documentation</b>
<b>Provision of Water to Farm schools</b>	All the projects that were identified under this subprogram are completed, Except the schools that went under rationalization or closure. The close out reports are underway.	1. DBE has approved 24 final account that were raised by FSDoE under the water programme in June 2018.
<b>Provision of Sanitation to Farm schools</b>	To date 12 mobile ablutions are delivered to 10 various farm schools in the province and were provided with Septic tanks. Condonation was sent to DBE in May 2018 for school replacement.	1. The Final accounts and close out reports are being finalized and to be submitted to DBE by the end of July 2018.



<b>Provision of Electricity to Farm schools</b>	All the projects that were identified under this subprogram are completed, Except the schools that went under rationalization or closure. The final accounts and close out reports are underway.	1. 15 copies of Final accounts were submitted to DBE PSU in February 2018, 13 were sent for approval to DBE and the remaining will be submitted in batches by end of July 2018.
---	--	---

The Regulations Relating to Minimum Uniform Norms and Standards for Public School Infrastructure provides the basis for the timeframes within which all the infrastructure backlogs in schools have to be adequately addressed. From its publication in 2013, the focus for the 1<sup>st</sup> three years was to address the backlog where there was no form of sanitation at our schools and to date Free State Department of Education have managed to address that. In subsequent 7 years the regulations requires that we attend to those schools where sanitation is insufficient, inadequate and unacceptable.

All schools must have a sufficient number of sanitation facilities that are easily accessible to all learners and educators, provide privacy and security, promote health and hygiene standards and comply with all relevant laws and are maintained in good working order. Plain pit and bucket latrines are not allowed as per the regulations at schools. To eradicate the pit toilets in the province, particularly, for areas that do not have sewer lines and those that are water stricken. The department opted to explore the usage of alternative sanitation systems

In order to continue to address compliance as per the regulations and to continue providing acceptable and healthy forms of sanitation FSDOE has committed to eradicate all the pit toilets in our schools. Due to a lack of water and sewer lines in the affected areas, municipal services such as water and electricity are scarce and the department had to find an alternative form of sanitation. Schools that continue to use pit toilets have been identified in the province in all five districts. We have identified 156 schools across the province, see the table below of how they are split in districts. During 2018/19 financial year, using Incentive Grant, the anticipated plan is to eradicate these systems and replace with a normal waterborne or alternative form of sanitation that will decrease the number of accidents and health issues amongst the learners in these schools.

**Table 2: Pit Toilets breakdown per district**

District Name	Xhariep	Motheo	Lejweleputswa	Fezile Dabi	Thabo Mofutsanyane
No. of Projects	3	20	39	43	51
<b>Total</b>	<b>156</b>				



## 1.2. INAPPROPRIATE STRUCTURES

Inappropriate structures schools are defined as "*those schools that have been constructed of materials such as mud, wood, metal or prefabricated material*".

### 1.2.1 Progress and Performance on eradication of whole school Inappropriate Structures

During 2011/12 financial year the Department of Basic Education extended Accelerated School Infrastructure Delivery Initiative (ASIDI) programme to cover inappropriate structures with a purpose eradicating backlogs in schools infrastructure in line with Action Plan to 2014: towards the realization of schooling 2015. The Free State was second in terms of the provinces with the highest number of projects in this category. The ASIDI programme for inappropriate structures in the Free State Province consists of demolishing and replacement of schools built of prefabricated material. In the case of the Free State 30 schools constructed of prefabricated materials were identified.

Table 3: PROJECTS AS PER IMPLEMENTING AGENT (INDEPENDENT DEVELOPMENT TRUST - IDT)

School	Town	District	Learner Number	Total Allocated budget	Appointed Implementing Agent
Luckhoff Combined	Luckhoff	DC 16	920	R 55 774 398.04	IDT
P.T. Sanders Intermediate	Trompsburg	DC 16	480	R 41 893 366.61	IDT
Heide Primary	Bloemfontein	DC 17	1153	R 40 755 257.23	IDT
Itemoheng Primary	Marquard	DC 19	1039	R 39 490 634.25	IDT
Caledon Park Intermediate	Ficksburg	DC 19	529	R 32 998 207.90	IDT
Nampo Secondary	Bothaville	DC 20	638	R 41 297 045.16	IDT

**Table 4: PROJECTS AS PER THE IMPLEMENTING AGENT (DEVELOPMENT BANK OF SOUTH AFRICA –DBSA)**

School	Town	District	Learner Number	Total Allocated Budget	Appointed Implementing Agent
Tjhebelopele C/S	Bloemfontein	DC 17	1275	R 45 463 919.26	DBSA
Bethlehem C/S	Bethlehem	DC 19	1074	R 53 354 164.86	DBSA
Ntsu S/S	Bethlehem	DC 19	1333	R 65 377 645.87	DBSA
Phephetso S/S	Kroonstad	DC 20	1066	R 53 477 082.20	DBSA
Dorrington Matsepe Intermediate	Kroonstad	DC 20	1123	R 72 562 777.26	DBSA
Pele-ya-Pele S/S	Sasolburg	DC 20	733	R 29 835 380.72	DBSA
Lehutso P/S	Sasolburg	DC 20	1706	R 47 560 854.95	DBSA
Metsimatlle S/S	Oranjeville	DC 20	357	R 27 595 873.40	DBSA
Qalabotjha S/S	Villiers	DC 20	635	R 28 695 588.66	DBSA
Vredefort P/ S	Vredefort	DC 20	434	R 40 205 392.32	DBSA
Clarens I/S	Clarens	DC 19	341	R 29 030 087.61	DBSA
Diamanthoogte Combined	Koffiefontein	DC 16	1443	R 62 837 946.20	DBSA
Tweespruit Primary	Tweespruit	DC 17	378	R 35 335 642.00	DBSA
Sehlabeng Secondary	Ladybrand	DC 17	792	R 48 885 000.00	DBSA
Boshof Intermediate	Boshof	DC 18	932	R 31 475 644.17	DBSA
Hermana P/S	Ladybrand	DC 17	405	R 46 004 077.30	DBSA
Thaba Phatchoa I/S	Tweespruit	DC 17	242	R 38 255 470.36	DBSA
Ebenhaeserhoogte I/S	Wepener	DC 17	696	R 50 188 006.76	DBSA
Dawiesville P/S	Mantsopa	DC 17	195	R 39 387 912.62	DBSA
Hermana P/S	Ladybrand	DC 17	405	R 46 004 077.30	DBSA

**Table 5: PROJECTS AS PER THE IMPLEMENTING AGENT (FSDoE)**



<b>School</b>	<b>Town</b>	<b>District</b>	<b>Learner Number</b>	<b>Total Allocated Budget</b>	<b>Appointed Implementing Agent</b>
Edenhoogte P/S	Edenburg	DC 16	304	R 41 346 936.23	FSDoE
Oranjekrag I/S	Gariepdam	DC 16	433	R 48 108 814.12	FSDoE
Smithfield P/S	Smithfield	DC 16	252	R 39 311 964.30	FSDoE
Williamsville P/S	Springfontein	DC 16	204	R 46 043 431.56	FSDoE
Bergmanshoogte I/S	Philippolis	DC 16	400	R 47 720 193.00	FSDoE





**Table 6: PROGRESS TO DATE PER SCHOOL – IDT**

Name of School	Town	District	Name of Contractor	Progress to date
Caledon Park P/S	Ficksburg	Thabo Mofutsanyana	Siyavuna Trading	The project is completed and the Practical Completion was done on the 1 <sup>st</sup> September 2015.
Itemoheng P/S	Marquard	Thabo Mofutsanyana	Baphalaborwa 72	The school is completed but has not reached Practical Completion due to non-availability of water in the area. The contractor to provide water tanks which will be filled regularly by municipality.
Luckhoff C/S	Luckhoff	Xhariep	Clear Choice	The project is completed and the Practical Completion was achieved on the 15 <sup>th</sup> July 2015.
Nampo S/S	Bothaville	Fezile Dabi	Baphalaborwa 72	The school is completed but has not reached Practical Completion due to sewerage approval. The school is currently using existing ablution facilities. Contractor busy attending to outstanding issues.
PT Sanders I/S	Trompsburg	Xhariep	Clear Choice	Project reached Final Completion on the 14 <sup>th</sup> September 2016.
Caledon Park P/S	Ficksburg	Thabo Mofutsanyana	Siyavuna Trading	The project is completed and the Practical Completion was done on the 1 <sup>st</sup> September 2015.
Heide P/S	Mangaung	Motheo	Matakanye Contractors	The project is completed and the Practical Completion was achieved on 18 <sup>th</sup> July 2015.



**Table 7: PROGRESS TO DATE PER SCHOOL – DBSA**

Name of School	Town	District	Name of Contractor	Progress to date
Dorrington Malsepe I/S	Kroonstad	Fezile Dabi	C-Pro / Sobharhuza JV	Project reached Final Completion on the 27 <sup>th</sup> July 2016.
Phephetso S/SI	Kroonstad	Fezile Dabi	Stefanutti Storks Homes	Project reached Final Completion on the 27 <sup>th</sup> July 2016.
Vredefort P/S	Vredefort	Fezile Dabi	Clear choice	Project reached Final Completion on the 27 <sup>th</sup> July 2016.
Lehutso P/S	Sasolburg	Fezile Dabi	Stefanutti Storks Homes	Project reached Practical Completion on the 15 <sup>th</sup> March 2016.
Metsimatle S/S	Oranjeville	Fezile Dabi	Tawana Business Projects/ M&M Projects/katiseng Contractors	Works Completion was reached on the 26 <sup>th</sup> January 2018
Pele-ya-Pele S/S	Sasolburg	Fezile Dabi	Siyavuna Trading	Project reached Practical Completion on the 30 <sup>th</sup> September 2015.
Qalabotjha S/S	Villiers	Fezile Dabi	Condocor	Project reached Practical Completion on the 29 <sup>th</sup> March 2018.
Tjhebelopele P/S	Bloemfontein	Motho	Solidaire Construction	Sectional Completion was reached, the school is utilizing the facility but the hall is still outstanding.
Bethlehem C/S	Bethlehem	Thabo Mofutsanyana	Tlotliso Sempe Construction	Project reached Practical Completion on the 22 <sup>nd</sup> September 2015.
Nisu S/S	Bethlehem	Thabo Mofutsanyana	Stefanutti Storks Housing	Project reached Final Completion on the 27 <sup>th</sup> July 2016.



Clarens P/S	Clarens	Thabo Mofutsanyana	Zidlaphi Kgomo and Associates	Project reached Practical Completion on the 23 <sup>rd</sup> September 2016.
Sehlabeng S/S	Ladybrand	Motheo	C-Pro Construction (Pty) Ltd	The project is running behind schedule and the progress to date is at 72%. The cessionary contractor (Sky Construction) has been appointed and will be handed over site on the 3 <sup>rd</sup> July 2018. The anticipated completion will be in November 2018.
Tweespruit P/S	Tweespruit	Motheo	C-Pro Construction (Pty) Ltd	The project is running behind schedule, contractor attending to snag list. Anticipated Practical Completion is end July 2018 subjected to appointment of cessionary contractor. No appointment yet but DBSA is contemplating to hand it over to Sky Construction.
Boshof I/S	Boshof	Lejweleputswa	Sedtrade (Pty) Ltd	The project is completed and the Practical Completion was done on the 29 March 2018.
Diamanthoogte C/S	Koffiefontein	Xhariep	Sedtrade (Pty) Ltd	The project is running behind schedule and the anticipated Practical Completion will be reached end July 2018
Thaba Phatchoa C/S	Tweespruit	Motheo	Ruwacon (Pty) Ltd	Works Completion was reached on the 7 <sup>th</sup> February 2018.
Hermana P/S	Ladybrand	Motheo	Ruwacon (Pty) Ltd	Works Completion was reached on the 29 <sup>th</sup> May 2018.
Tweespruit C/S	Tweespruit	Motheo	Ruwacon (Pty) Ltd	The project is running behind schedule and the contractor is on penalties. Anticipated Practical Completion is mid July 2018.
Ebenhaeserhoogte I/S	Wepener	Motheo	Ruwacon (Pty) Ltd	Works Completion was reached on the 23 <sup>rd</sup> May 2018.
Tweespruit C/S	Tweespruit	Motheo	Ruwacon (Pty) Ltd	The project is running behind schedule and the contractor is on penalties. Anticipated Practical Completion is mid July 2018.



**Table 8: PROGRESS TO DATE – FSDoE**

Name of School	Town	District	Contractor	Progress
Williamsville P/S	Springfontein	Xhariep	Shotha Engineering / E-Value JV	The contractor is behind schedule and he is on penalties. Anticipated completion date is end of March 2019.
Edenhoogte P/S	Edenburg	Xhariep	Elebone / Shabangu JV	The contractor is behind schedule and is on penalties. Anticipated completion date is end of October 2018.
Oranjekrag I/S	Gariepdam	Xhariep	Ikaheng Developers and Plant Hire	Project to reach Practical Completion in January 2019.
Smithfield P/S	Smithfield	Xhariep	Elebone / Shabangu JV	The contractor is behind schedule and is on penalties. Anticipated Completion date is end of February 2019.
Bergmanshoogte I/S	Philippolis	Xhariep	Elebone / Shabangu JV	The contractor is behind schedule and is on penalties. Anticipated Completion date is end of February 2019.

**1.2.2. Factors that led to the delay in finalization of FSDoE Projects**

- Labour unrest due to the expectation of local labourers and contractors who had higher expectations to be sub-contracted more than the required 30% threshold.
- Availability of building material in the area which was sourced beyond 100 kilometers from the project sites.
- Availability of water continues to be a huge challenge in the area of Xhariep District.



## 2. 7 YEAR IMPLEMENTATION PLAN

In the subsequent detailed needs assessment The Regulations relating to Minimum Uniform Norms and Standards for Public School Infrastructure are being utilized to determine the backlog. However, this is based on the timeframes set out in the regulations.

### 2.1. Insufficient Basic services

In determining backlogs in terms of insufficient basic services, the data was mainly based on the need analysis requests from schools and the districts. In cases where there is insufficient water, the Departments continues to provide alternative means either through the provisions of the boreholes with tanks as additional to the other water sources available at the schools.

Table 9: Insufficient Basic Services

Insufficient Service	Fezile Dabi	Motheo	Lejweleputswa	Thabo Mofutsanyana	Xhariep	Total
Water	39	12	52	25	10	138
Sanitation (seats)	522	660	891	714	294	3081
Electricity	15	30	17	25	8	95



## 2.2. Perimeter Security and Electronic Connectivity

Most schools in the Province do have a fence, but it is not necessarily according to the 1,8m standard. This was taken into account when determining the backlogs. The schools that have been identified are having some form of fence but the fence as indicated before is not as per the required standards prescribed by the norms and standards.

In the Free State currently, most schools have burglar proofing only on administration buildings, computer rooms and laboratories. This was not taken into account when determining the backlogs. The focus was only on providing all schools with some form of security, preferably a proper fence that meets the required standards.

Table 10: Projections for security and electronic activity

Service	Fezile Dabi	Motheo	Lejweleputswa	Thabo Mofutsanyana	Xhariep	Total
Fence	43	107	87	98	21	356
Electronic connectivity	74	127	221	102	53	577

## 2.3. Additional Classrooms

The current capacity and utilization of facilities is summarized in terms of classroom utilization across the Districts in the table hereafter. The FSDOE accounts for 1223 Public schools in total, which comprises of some 15 000 classrooms that are being occupied by 688512 learners and 70 Independent schools with 17527 learners (2017 –EMIS). This indicates an average of 45 learners per classroom. Looking at the available floor space per school and the number of learners for that school the picture then slightly differs. Based on the total number of learners and the total classroom floor space of 1 378 million m<sup>2</sup> then there is an average of 2.2m<sup>2</sup> per learner.

The norms & standards regulates that there should be 1.6m<sup>2</sup> per learner (Gr R) and 1m<sup>2</sup> per learner (Gr 1-12: including admin space) available. This reflects a substantial excess of class room space (in general) in the province. Looking at the individual schools there is a shortage of approximately 4 700m<sup>2</sup> class room space in specific areas of the province. It can therefore be concluded that some schools are over-crowded whilst



some seem to be under-utilized. All new schools from the 2014/15 financial year were implemented using and applying the norms and standards contained in the Regulations.

Where overcrowding proved to be a consistent problem, investigations were done and in some areas the best option was to register and construct new schools. Feasibility studies considering other schools in the areas, learner migrations, communities, municipal plans for housing, etc. were conducted to determine these needs. In other areas, it proved to be more cost effective to add more classrooms to existing schools. Some schools need Grade R classrooms, which will free up normal classrooms to eliminate the overcrowding issue.

It must be noted that the need for additional classrooms were not only determined by doing a desktop exercise of number of learner vs. number of classrooms. The actual need at schools level was determined through the involvement and inputs provided by Circuit Managers and Property Officers. The table below indicates the new schools, additional classrooms and grade R classrooms backlog in different districts.

Table 11: New schools and classrooms required

Service	Fezile Dabi	Motheo	Lejweleputswa	Thabo Mofutsanyana	Xhariep	Total
New schools	2	4	4	5	1	18
Classrooms	140	92	136	80	57	505
Grade R classrooms	90	162	315	39	75	681



## 2.4. Spatial Representation

The total infrastructure backlog in terms of the norms and standards as outlined above is also shown spatially in the figures below for the whole province in relation to undersupply of educational or learning spaces and also cost aggregated per education district.

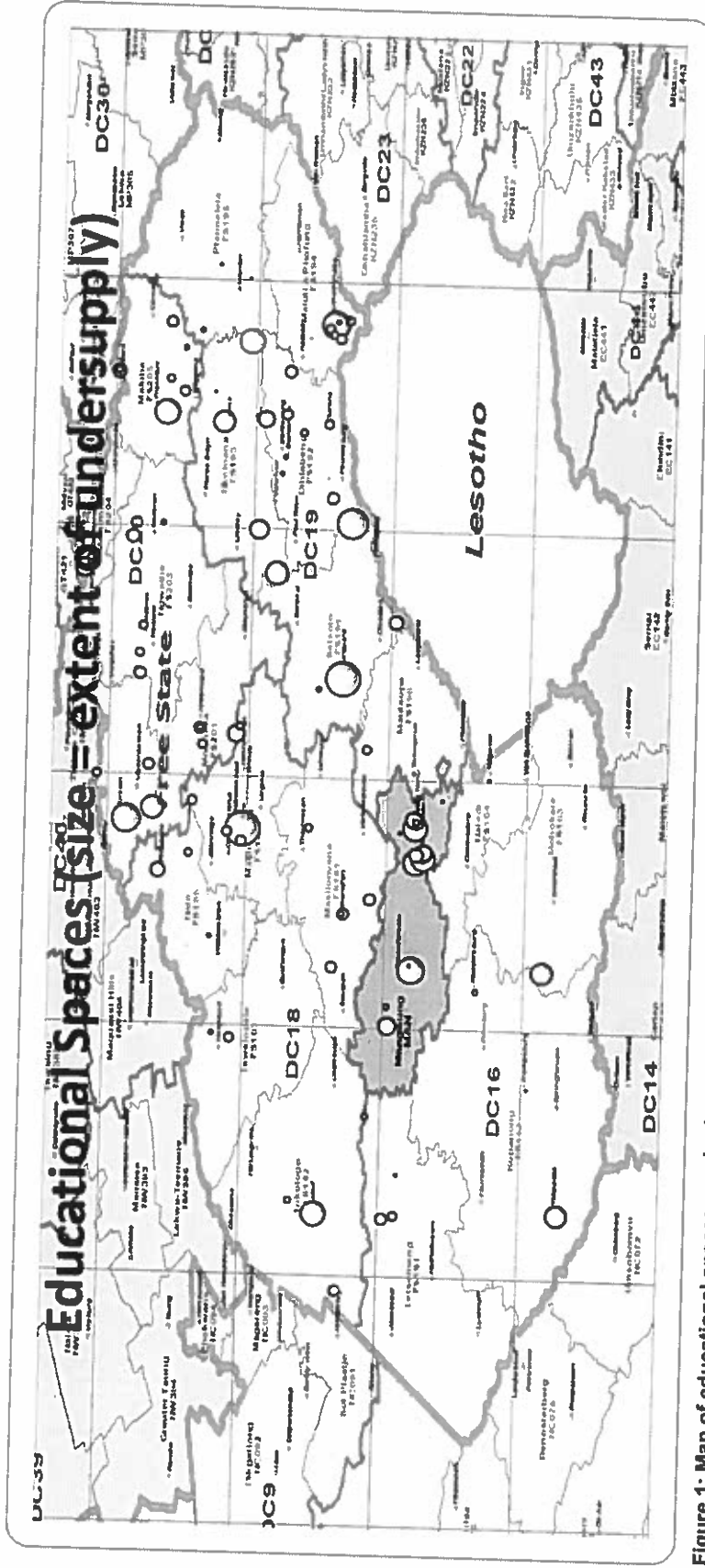


Figure 1: Map of educational spaces required





**2.5. PROGRESS MADE ON 7 YEAR IMPLEMENTATION PLAN**

The following table indicate the number of facilities targeted to be completed within the 2017/18 MTEF period. The backlog in this area is huge and FSDoE has also implemented alternative solutions with regards to additional classrooms. In 17/18 financial year 310 mobile classrooms were provided and 03 Grade R mobile classrooms were provided to schools.

**Table 112: Number of facilities targeted to be completed within the 2017/18 MTEF period**

Category	Period		
	2017/18	2018/19	2019/20
Insufficient water	48	12	10
Insufficient Electricity	0	12	10
Insufficient Sanitation	10	99	6
Mobile Toilets	07	0	0
Electronic connectivity	25	0	0
Fencing (required standards)	04	8	9
Inappropriate space	0	24	04
New schools	01	08	04
Classrooms	08	283	39
Grade R classrooms	03	53	18



### 3. 10 YEAR IMPLEMENTATION PLAN

#### 3.1. Minimum education areas

The minimum education areas backlog is reflected in the table below. The backlog reflected here to a large extent excludes farm schools. Based on their nature, which includes fluctuation of learners, closure of schools, small farm schools have not been included in determining the backlog for these additional education areas. Notwithstanding, the FSDoE is looking at alternative solutions with regards to farm schools and provision of this required spaces.

Table 123: Minimum education areas

Service	Fezile Dabi	Motheo	Lejweleputswa	Thabo Mofutsanyana	Xhariep	Total
Libraries	58	149	123	59	24	413
Laboratories	55	82	133	66	31	367
Computer rooms	46	108	136	64	26	380



### 3.2. PROGRESS MADE ON 10 YEAR IMPLEMENTATION PLAN

The following table indicate the number of facilities targeted to be completed within the 2017/18 MTEF period:

Table 13: Number of facilities targeted to be completed within the 2017/18 MTEF period

Category	Period		
	2017/18	2018/19	2019/20
Library	01	10	6
Laboratory	02	6	16
Computer rooms	01	4	6



#### 4. 17 YEAR IMPLEMENTATION PLAN

##### 4.1. Minimum education areas

The minimum education areas backlog is reflected in the table below. However it is worth noting that in the Free State most of the schools that form part of the feeding scheme have some sort of a kitchen, but it does not adhere to the norms of a nutrition centre. In future all schools will be equipped with a proper nutrition centre. The backlog as reflected before also to a large extent excludes farm schools. Based on their nature, which includes fluctuation of learners, closure of schools, small farm schools have not been included in determining the backlog for these additional education areas. Notwithstanding, the FSDoE is looking at alternative solutions with regards to farm schools.

Table 14: Minimum education areas

Service	Fezile Dabi	Motheo	Lejweleputswa	Thabo Mofutsanyana	Xhariep	Total
Nutrition centres	74	201	166	100	32	573
Admin building	16	85	33	21	19	174
Sport facilities	68	164	134	84	14	464



#### **4.2. PROGRESS MADE ON 17 YEAR IMPLEMENTATION PLAN**

The following table indicate the number of facilities targeted to be completed within the 2017/18 MTEF period. The backlog in this area also necessitated FSDoE to implement alternative solutions with regards to additional admin and kitchens. In 17/18 financial year 15 mobile kitchens were provided and 03 mobile admin were provided to schools.

**Table 15: Number of facilities targeted to be completed within the 2017/18 MTEF period**

Category	Period		
	2017/18	2018/19	2019/20
Nutrition	02	20	18
Admin	01	16	10
Sport areas	0	8	4
Parking base	0	8	4



## **5. CONCLUSION**

The Free State Department of Education has addressed the provisioning of basic services as per the requirements of 3 year plan as expected in Norms and Standards. All the schools have some form of sanitation, electricity supply and water supply. Delays were experienced in addressing all the focus areas for the three year targets particularly in relations to schools with entire inappropriate structures. All the remaining schools still under construction are anticipated to be completed within the MTEF period. The provision of basic services where they are insufficient has also started and significant progress has been made as these schools were identified across the province. It is also imperative that serious consideration is given to cost implication achieve the targets as set out in the Norms and Standards. The costs to address all the backlog for FSDOE schools is summarized below:



### 5.1. Budget and Funding needs

For budget planning purposes the cost of achieving the norms and standards targets in the Free State and per district is reflected in the charts below:

Budget requirements per District to address the norms and standards

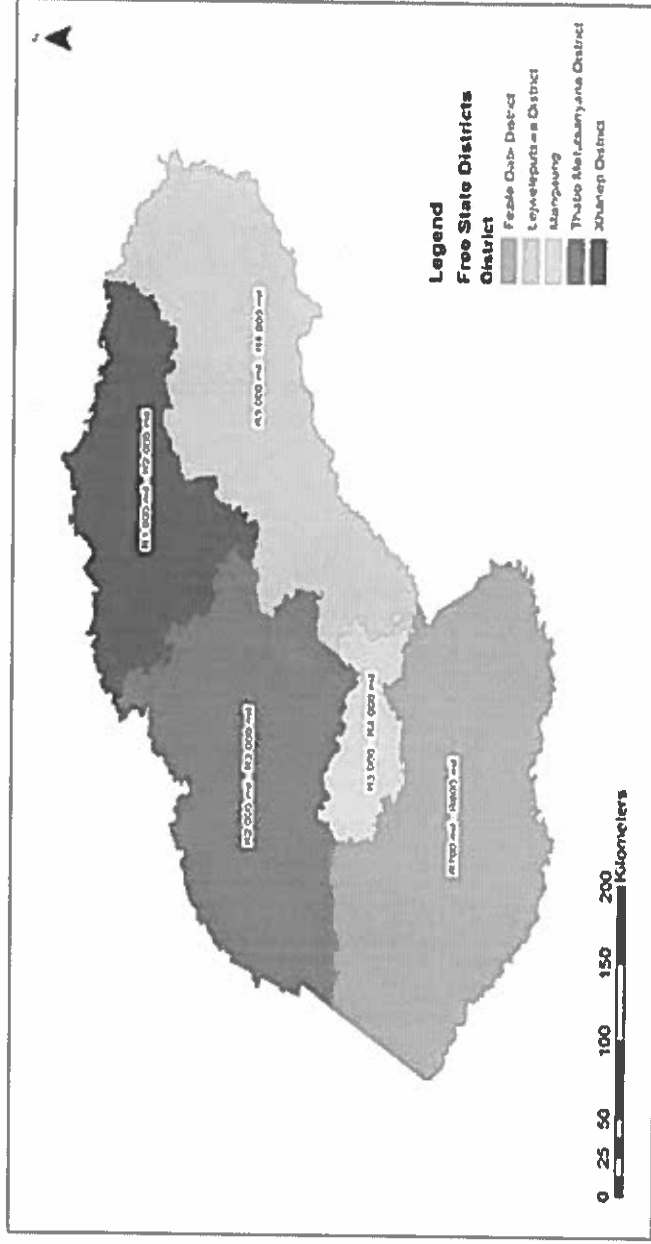


Figure 2: Map of Budget requirements per district to address the norms and standard

### 5.2. Overall budget needs

Table 16: Estimated cost requirements for backlogs for the province

Free State	2017	Cumulative
Component	Cost	
<b>Three Year Timeframe (Nov 2013 - Nov 2016)</b>		
No supply: Water	R 0	
No supply: Electricity	R 0	
No supply: Sanitation	R 0	
Inappropriate structure classrooms (entire school)	R 455,815,000	
<b>Sub-total</b>	<b>R 471,143,000</b>	<b>R 471,143,000</b>
<b>Seven Year Timeframe (Nov 2013 - Nov 2020)</b>		
Classrooms (incl. Grade R Classroom, Multipurpose Classroom)	R 531,340,286	
Classrooms (Grade R)	R 585,640,770	
Inappropriate Structures (Mud, Asbestos, Metal, Wood)	R 106,589,838	
Fencing	R 733,647,754	
Security (burglar proofing)	R 815,481,532	
Insufficient supply: Water	R 1,452,482	
Insufficient supply: Electricity	R 11,217,631	
Insufficient supply: Sanitation	R 710,938,018	
Connectivity: Tel, fax, internet & Intercom / PA system	R 6,756,891	
<b>Sub-total</b>	<b>R 3,503,065,201</b>	<b>R 3,532,779,288</b>
<b>Ten Year Timeframe (Nov 2013 - Nov 2023)</b>		
Classrooms (Multipurpose)	R 512,193,575	
Library & Multimedia Centre (library and computer function)	R 581,720,986	
Laboratories (Science laboratory)	R 456,232,940	
Computer room	R 365,466,052	
Inappropriate Structures (Education Space)	R 1,181,245	
<b>Sub-total</b>	<b>R 1,916,794,797</b>	<b>R 5,449,574,085</b>
<b>Seventeen Year Timeframe (Nov 2013 - Nov 2030)</b>		





Administration Areas	R 2,529,542,247	R 10,416,441,826
Education Support Areas: Nutrition Centres	R 1,112,305,739	R 66,152,429
Education Support Areas: Parking bays	R 107,615,514	R 384,277,534
Education Support Areas: Sport facilities	R 1,158,075,820	R 10,866,871,789
Inappropriate Structures (Admin Space)	R 56,333,716	
Inappropriate Structures (Hostels)	R 2,994,705	
<b>Sub-total</b>	<b>R 4,966,867,740</b>	
<b>Condition backlog (maintenance)</b>	<b>R 66,152,429</b>	
<b>Maintenance</b>	<b>R 384,277,534</b>	
<b>TOTAL</b>		