

Go ithuta Molaotheo wa Repabliki ya Afrika Borwa (1996)

Molaotheo wa Afrika Borwa o swere melao ya maemo a godimo a naga ya Afrika Borwa. Melao ye e godimo ka maemo, go feta a mopresidente, a godimo ga dikgorotsheko tša godimo gape a ka godimo ga a mmušo.

Melao ye e lego Molaotheong wa naga, e hlaloša ka mokgwa wo batho ba swanetšego go swarana ka gona, gape le gore ba na le ditokelo dife le maikarabelo afe kgahlanong le batho ba bangwe. Molaotheo wa naga o swanetše go re šireletša ka moka gona bjale, o be o tle o šireletše bana ba rena ka moso.

Re se lebale mo re tšwago.	**Re se ke ra bušeletša diphošo tša moo re tšwago.**	**Molaotheo wa rena o re thuša go akanya le go aga bokamoso bjo bokaone bja rena ka moka.**

Rena, batho ba Afrika Borwa;

Re elelwa ditlhokatoka tša rena tša maloba;

Re hlompha bao ba ilego ba hlokofaletšwa toka le tokologo nageng ya gaborena;

Re hlompha bao ba ilego ba katanela go aga le go hlabolla naga ya gaborena; ebile

Re dumela gore Afrika Borwa ke ya batho bohle ba ba dulago go yona;
re le ngata e tee le ge re fapana ka ditšo.

Ka fao, ka baemedi ba rena bao ba kgethilwego ntle le kgapeletšo,
re amogela molaotheo wo bjalo ka molaomogolo wa Repabliki gore re tlo—

Fodiša diphapano tša kgale mme re bope setšhaba seo se theilwego godimo ga dikelo tša temokrasi, toka setšhabeng le ditokelomotheo tša batho;

Aga motheo wa setšhaba se se lokologilego sa temokrasi moo mmušo o theilwego godimo ga thato ya batho gomme moagi yo mongwe le yo mongwe a šireleditšwego ke molao;

Kaonafatša khwalithi ya bophelo bja baagi ka moka le go lokolla bomakgoni bja motho yo mongwe le yo mongwe; le go

Aga Afrika Borwa ye e kopanego ya temokrasi yeo e ka kgonago go tšea maemo a yona a maswanedi bjalo ka setšhaba se se ikemetšego ka noši ditšhabeng tša lefase ka bophara.

Nyaka ditokelo tša gago bjalo ka Moafrika Borwa gomme o be le maikarabelo a go šireletša ditokelo tša ba bang we.	**Tseba molao wa ditokelo tša gago le Molao wa Maikarabelo.**

E ke Morena a ka boloka setšhaba sa gešo.
Nkosi Sikelel' iAfrika. Morena boloka setjhaba sa heso.
God seën Suid-Afrika. God bless South Africa.
Mudzimu fhatutshedza Afurika. Hosi katekisa Afrika.

1 2 3 4

Rainbow WORKBOOKS

MATHEMATICS IN SEPEDI
GRADE 1 – BOOK 1
TERMS 1 & 2
ISBN 978-1-920458-87-4

THIS BOOK MAY NOT BE SOLD.

11th Edition

9 781920 458874

DIPALO KA SEPEDI – Mphato wa I Puku ya I

ISBN 978-1-920458-87-4

E boeleditšwe ebile e sepelelana le CAPS



Mphato wa 1

Leina:

Phaposi:

basic education
Department:
Basic Education
REPUBLIC OF SOUTH AFRICA

DIPALO KA SEPEDI

Puku ya I

Kotara ya 1 & 2

Diteng

Diteng	Hlogo	Letlakala
1	Poeletšo: Go lata mohlala le go nyalanya	2
2	Poeletšo: Go lata mohlala le go nyalanya	4
3	Poeletšo: Mebala le dipatrone	6
4	Poeletšo: Go hlopha le go nyalanya dibopego	8
5	Poeletšo: Nyaka gomme o bale	10
6	Poeletšo: Maemo	12
7	Poeletšo: Nako	14
8	Poeletšo: dibopego, disaese le mebala	16
9	Tee	18
10	Pedi	20
11	Tharo	22
12a	Botelele, bokopana le boemo	24
12b	Botelele	26
13	Bapetša dinomoro 1-3	28
14	Nne	30
15	Hlakanya o be o ntšhe go fihla go 4	32
16	Nako	34
17	Hlano	36
18	Boeletša dinomoro 1 go fihla go 5	38
19	Hlakanya go fihla go 5	40
20	Ntšha go 5 gomme o oketše go fihla go 5	42
21	Hlakanya o be o ntšhe, go fihla go 5	44
22	Go hlakanya le go ntšha 1 go fihla go 5	46
23	Dibolo le mapokisi	48
24a	Nngele le mmagoja	50
24b	Taetšo	52
25	Go aga le go ahloganya dinomoro	54
26	Go atiša go a pedifatša	56
27	Ye kgolo le ye nnyane	58
28	Hlopha dilo	60
29	A re abaganeng ka go lekana	62
30	Go abelana ka go lekana	64
31	Go aga dilo	66
32	Go bolela nako	68
33	Tshela	70
34	Šupa	72
35	Seswai	74
36	Senyane	76
37	Go tlala le go se be le selo	78
38	Lesome	80
39	Nomora 1 go fihla go 10	82
40	Boemo le bolumo	84
41	Nomora 1 go fihla go 10	86
42	Oketšegile, lekana, fokotšegile	88
43	Go hlakanya malekere	90
44	Go kgoboketša le go beakanya	92
45	Go hlakanya go fihla go 10: go tšwela pele go bala 10	94
46	Go hlakanya: go aga le go pšhatla go fihla go 10	96
47	Go pedifatša le go ripa gare	98
48a	Dibopego	100
48b	Dibopego tše dingwe gape tša mahlakorepedi (2-D)	102
49	Dihlopha tša di-2 go fihla go di-10	104
50	Go hlakanya mo go bušeletšwago ga di-2 go fihla go 10	106
51	Dipatrone tša di-2 go fihla go 20	108
52	Dihlopha tša di-3 go fihla go 10	110
53	Go hlakanya mo go bušeletšwago ga di-3 go fihla go 10	112
54	Dihlopha tša di-4 go fihla go 10	114
55	Go hlakanya mo go bušeletšwago ga di-4 go fihla go 10	116
56	Dihlopha tša di-5 go fihla go 10	118
57	Go hlakanya mo go bušeletšwago ga di-5 go fihla go 10	120
58	Dipatrone tše 5 go fihla go 20	122
59	Dipatrone tša di-10	124
60a	Dinomoro le tšhelete	126
60b	Dinomoro le tšhelete di tšwetšwa pele	128
61	Tšhelete le tšhentšhi	130
62	Tšhelete gape le tšhentšhi?	132
63	Sebopego, boemo le maemo	134
64a	Dipatrone tša dibopego tša geometri	136
64b	Sebopego le mmala	138





Mdi. Angie Motshekga,
Tona ya Thuto ya Motheo



Ngk. Reginah Mhaule,
Motlatša-Tona wa Thuto
ya Motheo

Dipukutšhomo tše di tšweleditšwe go thuša bana ba Afrika Borwa ka tlase ga boetapele bja Tona ya Thuto ya Motheo, Mdi. Angie Motshekga, le Motlatša-Tona wa Thuto ya Motheo, Ngk. Reginah Mhaule.

Rainbow Workbooks di bopa karolo ya mohlwaela wa tsenogare woo maikemišetšo a yona e lego go kaonafatša mošomo wa barutwana ba Afrika Borwa bao ba lego mephatong ye tshela ya mathomo. Projeke ye, bjalo ka ge e le ye nngwe ya dinepokgolo tša Dithulaganyo tša go Diragatša tša Mmušo, e kgonne go diragala ka thekgo ya mašeleng a go tšwa, ka ntle le go kgokgona go Sešegotlotlo sa Bosetšhaba. Se se kgontšhitše Kgoro go dira dipukutšhomo tše, ka maleme ka moka a semmušo, ka ntle ga gore Kgoro e lefe.

Re hutša gore barutiši ba tla holega ka dipuku tše mošomong wa bona wa tšatši ka tšatši wa go ruta, le go kgonthiša gore barutwana ba kgona go fetša lenanethuto. Re hlokometše gore re hlahle barutiši ditirong ka moka ka go tsenya maswao a ditaetši ao a laetšago seo morutwana a swanetšego go se dira.

Re tloga re hutša gore bana ba tla ipshina ka go dira mešomo ye e lego ka mo dipukwaneng tše ge ba dutše ba gola, ba ithuta, le gore wena, morutiši, o tla ipshina le bona mo lethabong la go ithuta.

Re kganyogela lena, barutiši, le barutwana ba lena, katlego, ka tšhomišo ya dipukutšhomo tše.

Published by the Department of Basic Education
222 Struben Street
Pretoria
South Africa

© Department of Basic Education

Eleventh edition 2021

ISBN 978-1-920458-87-4

The Department of Basic Education has made every effort to trace copyright holders but if any have been inadvertently overlooked the Department will be pleased to make the necessary arrangements at the first opportunity.

This book may not be sold.

Mphato wa 1

Rainbow WORKBOOKS

Mmetse

KA SEPEDI



SEPEDI

Puku ya 1

Puku ye ke ya:

20 21 22 23 24 25 26 27 28 29 30 31 32 33 34 35 36 37 38 39

1

Poeletšo: Go lata mohlala le go nyalanya

Thuša mosetsana go hwetša dibapadišwa tša gagwe.

THOMA MO







FETŠA MO







Go nyalanya

Nyaka seswantšho sa go swana le seo se lego ka lepokising la mathomo.















Teacher:
Sign:

Date:

2

Poeletšo: Go lata mohlala le go nyalanya



Bea dibopego go ya ka mebala ya tšona, ka mapokising.
Mothaladi wo mongwe le wo mongwe o be mmala o tee wa go swana le wa sebopego sa mathomo.
Re go file mohlala ka dibopego tše khubedu.
Bolela gore mmala wa sebopego se sengwe le se sengwe ke eng.
Šomiša disegwa tše di lego kua mafelelong a puku.

		
		
		
		





Dipatrone

Latela methalo ya marontho go feleletša patrone ya leruarua.





Teacher:
Sign:

Date:

11 12 13 14 15 16 17 18 19 20



Poeletšo: Mebala le dipatrone

Thala mothalo go nyalanya diaparo tša mebala ya go swana.







Sa pele latela dipatrone tša mothalo wa marontho o šomiša monwana wa gago ka morago ka krayone ya gago le phensele. Ka morago kopisa patrone tše nnyane tše di thomilwego ka go la nngele. Patrone ya mathomo e tla no fela e go hlahla.









Teacher:
Sign:

Date:

11 12 13 14 15 16 17 18 19 20

Poeletšo: Go hlopha le go nyalanya dibopego



Nyaka didiko tšeo di setilwego kua mafelelong a puku gomme o di tsenye ka dikgobeng tše.

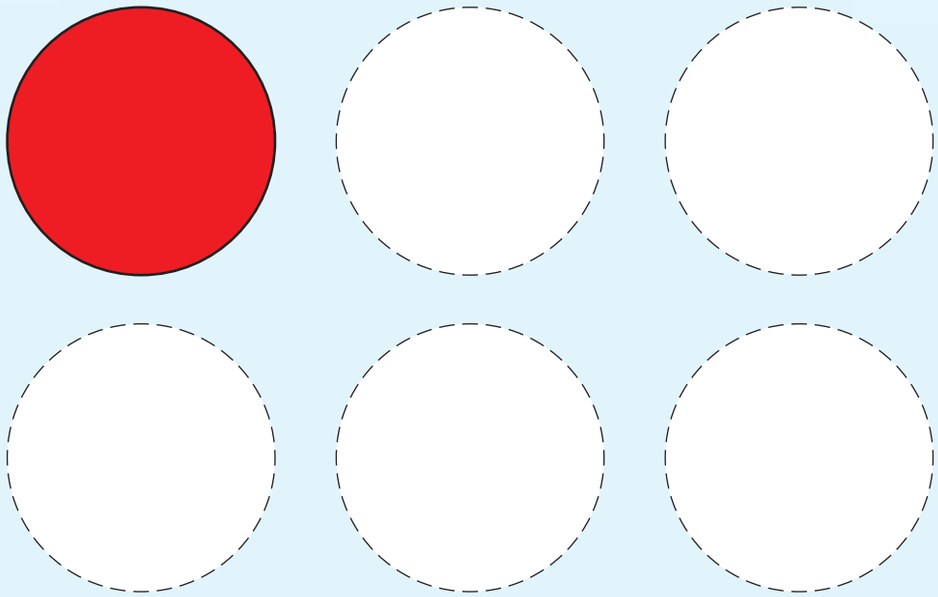



Nyaka dikwere tše di setilwego gomme o di tsenye ka dikgobeng tše.









Nyaka dikhutlotharo tše di setilwego gomme o di tsenye ka dikgobeng tše.

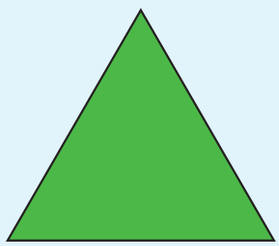

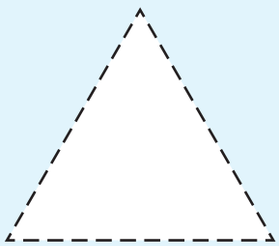

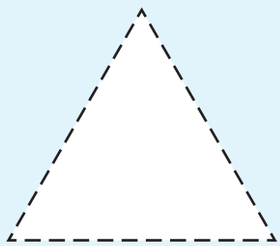

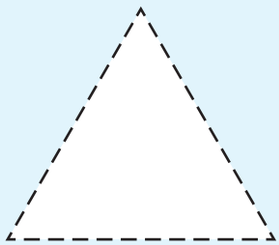



Nyaka disetaamane tše di setilwego gomme o di tsenye ka dikgobeng tše.

















Teacher:
Sign:

Date:



11 12 13 14 15 16 17 18 19 20

Poeletšo: Nyaka gomme o bale

Lebelela diswantšho tše tša diphoofolo.

Ka morago, bala palo ya mohuta wo mongwe le wo mongwe le wa diphoofolo tša go fapana gomme o thale palo ye e swanago le yeo ya marontho ka polokong ya maleba letlakaleng le le latelago. Re go diretše ya dikatse.























Teacher:
Sign:

Date:

11 12 13 14 15 16 17 18 19 20

6

Poeletšo: Maemo



Dira sediko go phoofolo ye e lego mo mothalong go laetša gore ke maemo a tee a go swana le a poloko ye e khalarilwego botalamorogo mo mothalong.
Re go diretše mohlala.



Dira sediko go phoofolo ye e lego ka boemo bjo.



Dira sediko go phoofolo ye e lego ka boemo bjo.



Dira sediko go phoofolo ye e lego ka boemo bjo.



1 2 3 4 5 6 7 8 9 10





Sa pele latela dipatrone ka go šomiša monwana wa gago ka morago ka krayone ya gago goba phensele. Patrone ya mathomo mo mothalong e tla no fela e go hlahla.











Teacher:
Sign:

Date:

11 12 13 14 15 16 17 18 19 20

Poeletšo: Nako

Lebelela diswantšho gomme o bolele gore ke eng ye e tšeago nako ye telele (✓) le gore ke eng ye e tšeago nako ye kopana (✗). Swaya yeo e tšeago nako ye telele ka (✓). Swaya ye e tšeago nako ye kopana ka (✓).



Go sepela ka maoto go ya sekolong.



Go sepela ka sefatanaga go ya sekolong.



Go dira sangwetše.



Go paka khekhe.



Go šoma sekolong.



Go bapala papadi ya kgwele ya maoto.



Go penta ntlo.



Go penta seswantšho.

1 2 3 4 5 6 7 8 9 10





Sa pele latela dipatrone ka go šomiša monwana wa gago ka morago ka krayone ya gago goba phensele. Patrone ya mathomo mo mothalong e tla no fela e go hlahla.







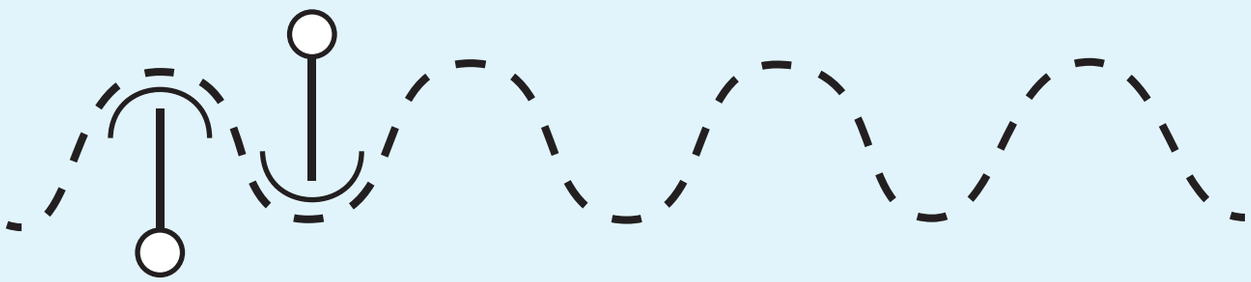







Teacher:
Sign:

Date:



11 12 13 14 15 16 17 18 19 20

Poeletšo: dibopego, disaese le mebala

Mo seswantšhong se sengwe le se sengwe, dira sediko go selo seo se lego se segologolo.



Mebala

Dira sediko go dilo tše di nago le mmala wa go swana le wa pente ye e lego ka lepokising la mathomo.









Teacher:
Sign:

Date:

q

Tee

Bala dilo tše di lego mo seswantšhong. Latela leinapalo.

Nose e tee

Mosetsana o tee

Ntlo e tee

Kgwele e tee





Thala go latela nomoro.

Šomiša mothaladi go nyalanya diswantšho.

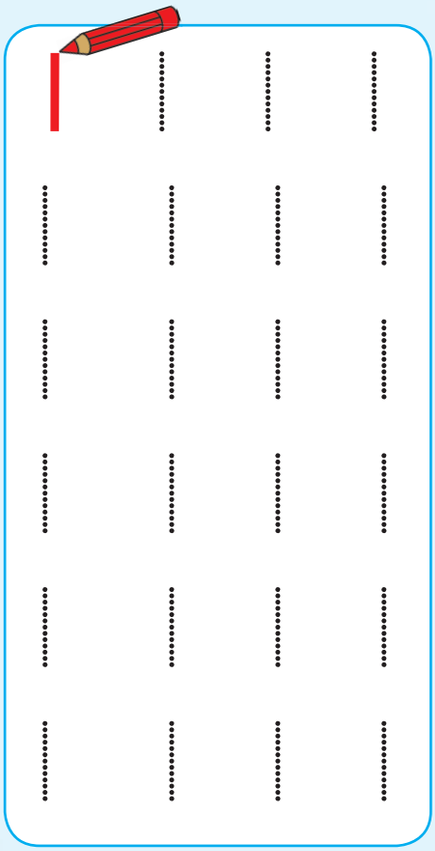

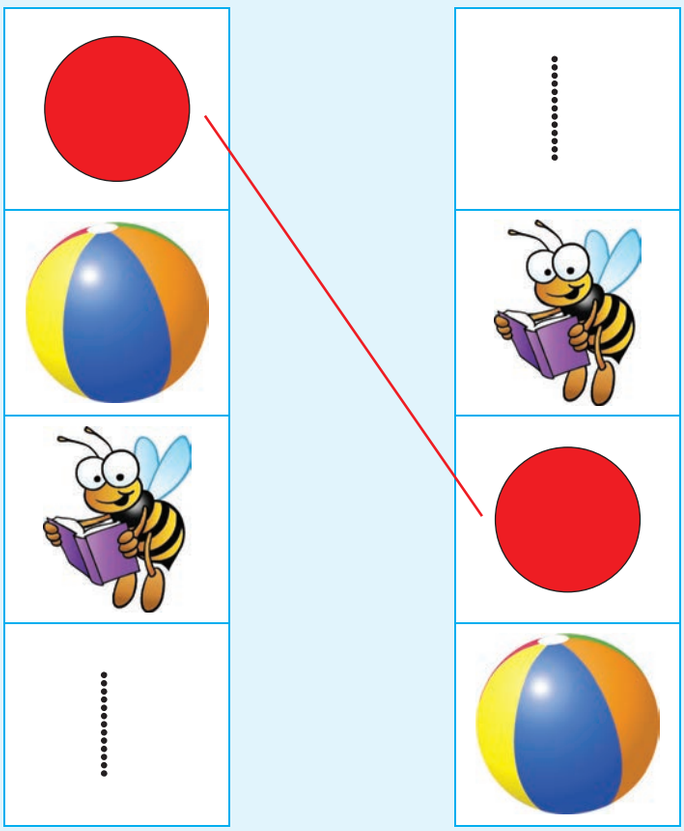

1 2 3 4 5 6 7 8 9 10





Khalara sebopego se I polokong ye nngwe le ye nngwe.

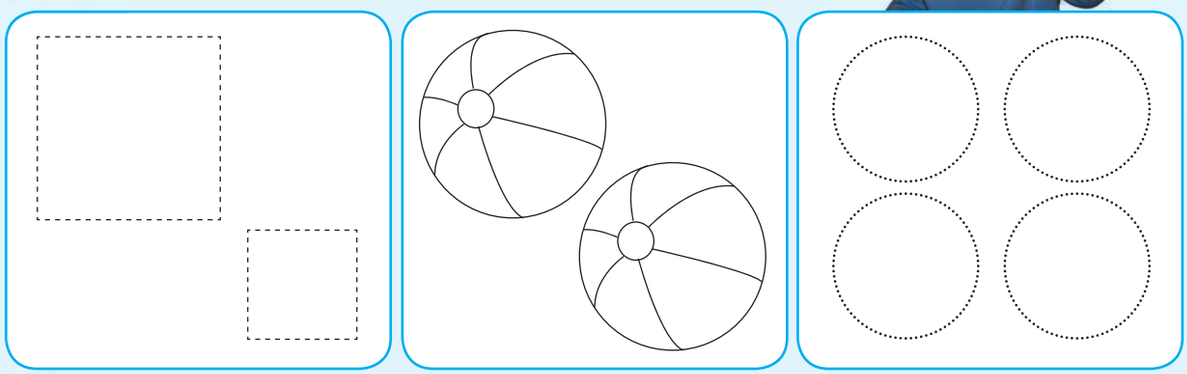

Kopisa o oketše ka e I gape. Ka morago o ngwale dinomoro.
Re go diretše mohlala.

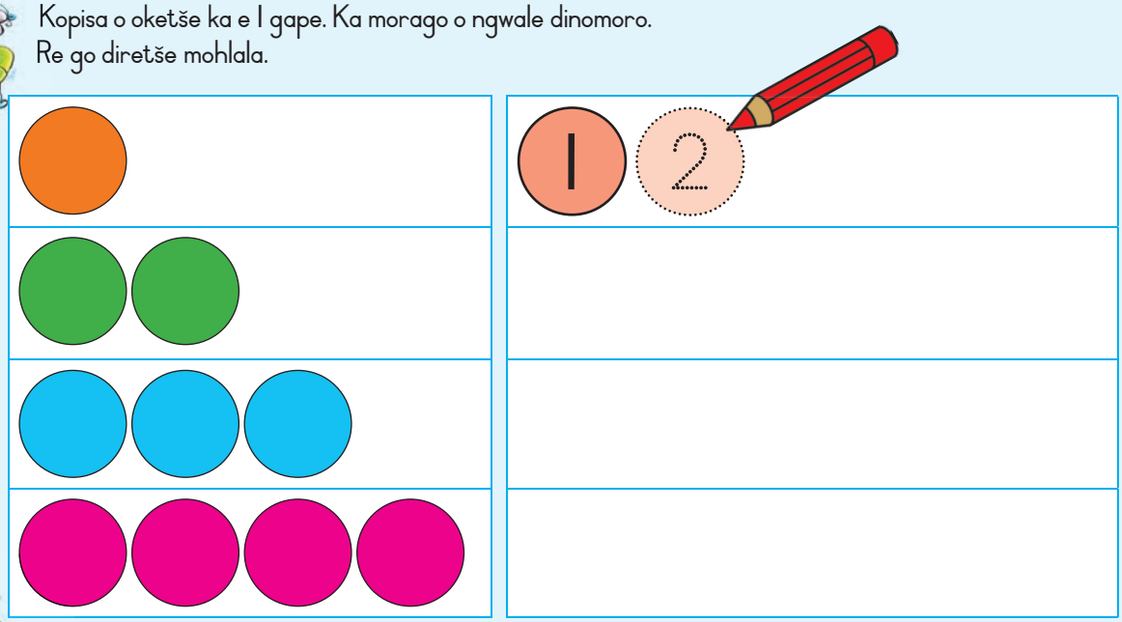

Ithute go ngwala nomoro ye.

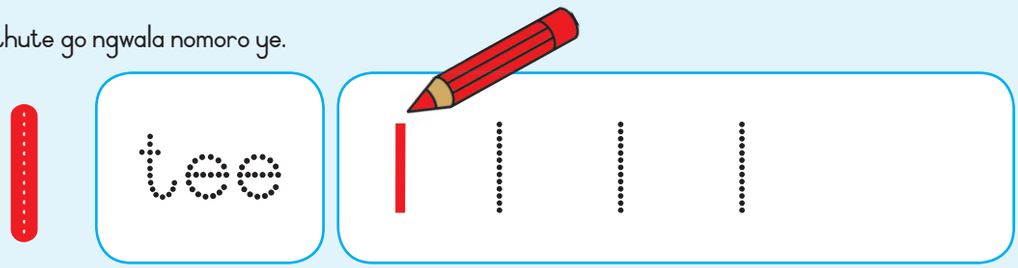

Khalara didiko ge o dutše o bala.

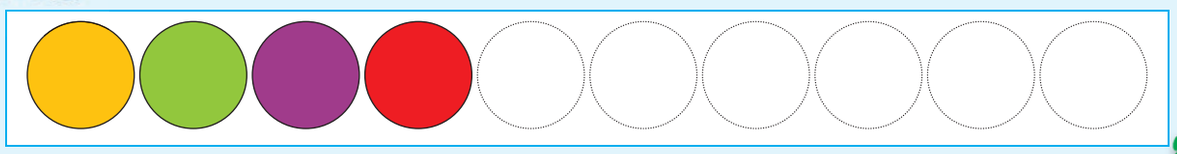

Teacher:
Sign:
Date:

11 12 13 14 15 16 17 18 19 20

Pedi

Bala dilo tše di lego mo seswantšhong. Latela leinapalo.

Mehlare ye mebedi

Dikhaete tše pedi

Dimpša tše pedi

Bašemane ba babedi



2

Thala go latela nomoro.

Šomiša mothaladi go nyalanya diswantšho.

2 2 2

2 2 2

2 2 2

2 2 2

2 2 2

2 2 2

2 2 2

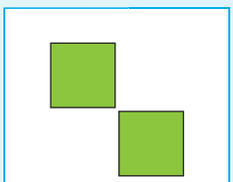





2

2









Khalara dibopego tše 2 polokong ye nngwe le ye nngwe.



Kopisa o oketše ka tše 2 gape. Ka morago o ngwale dinomoro.

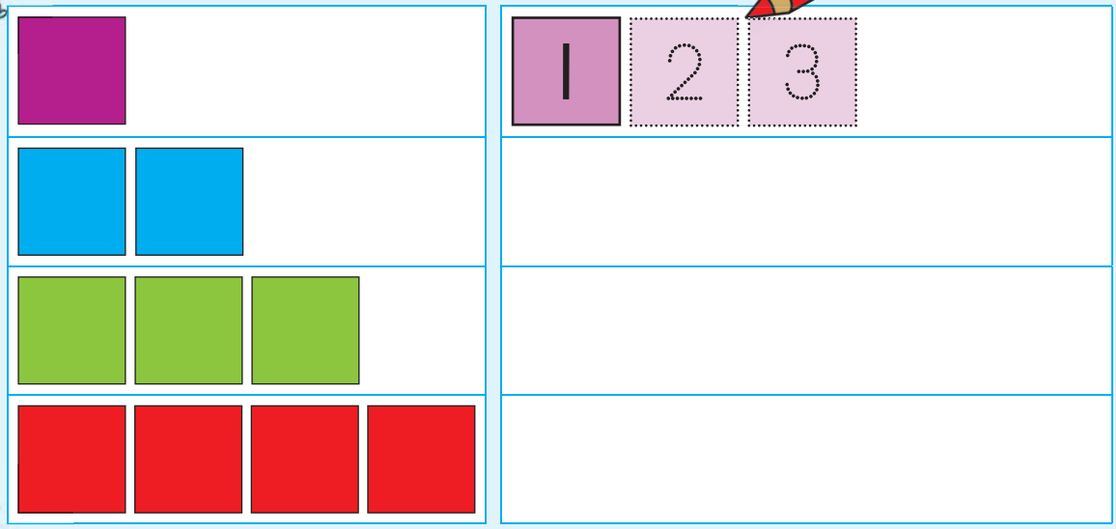

Ithute go ngwala nomoro ye.

2 pedi 2 2 2 2

Khalara dikwere ge o dutše o bala. Šomiša mebala ya gago.



Teacher:
Sign:
Date:

11

Tharo



Bala dilo tše di lego mo seswantšhong. Latela leinapalo.

Mapidibidi a mararo
Dikgopa tše tharo
Matšoba a mararo
Diboko tše tharo







Thala go latela nomoro.



Šomiša mothaladi go nyalanya diswantšho.





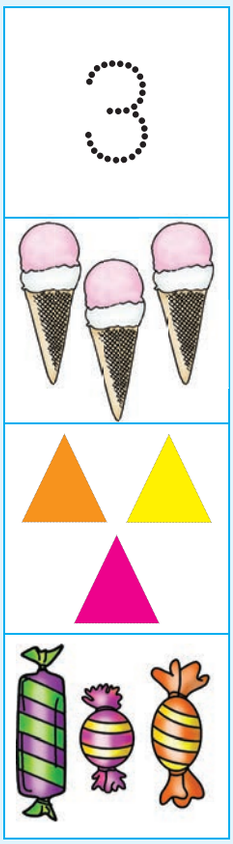





Khalara tše 3 polokong ye nngwe le ye nngwe.





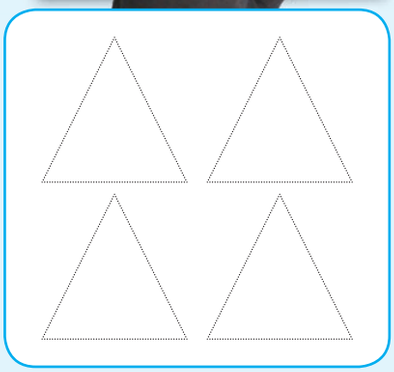

Kopisa, o oketše ka tše 3 gape. Ka morago o ngwale dinomoro.

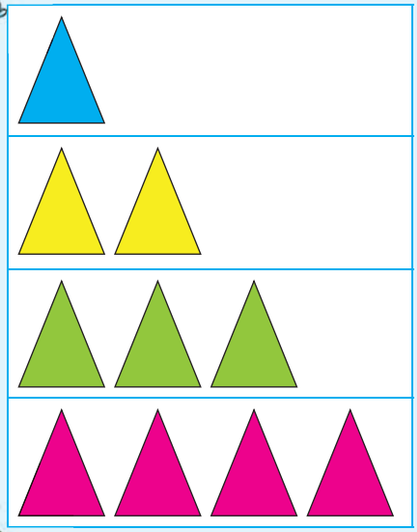

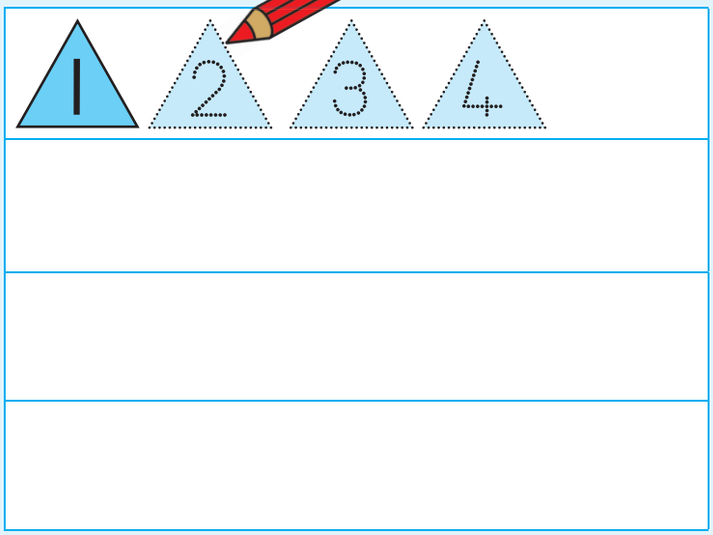

Ithute go ngwala nomoro ye.

3

tharo

3 3 3 3

Khalara dikhutlotharo ge o dutše o bala.

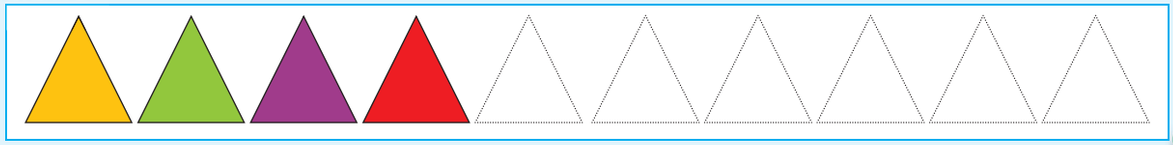

Teacher:
Sign:
Date:

11 12 13 14 15 16 17 18 19 20

12a

Botelele, bokopana le boemo

Swaya setimela se sekopana go feta ka (✓).

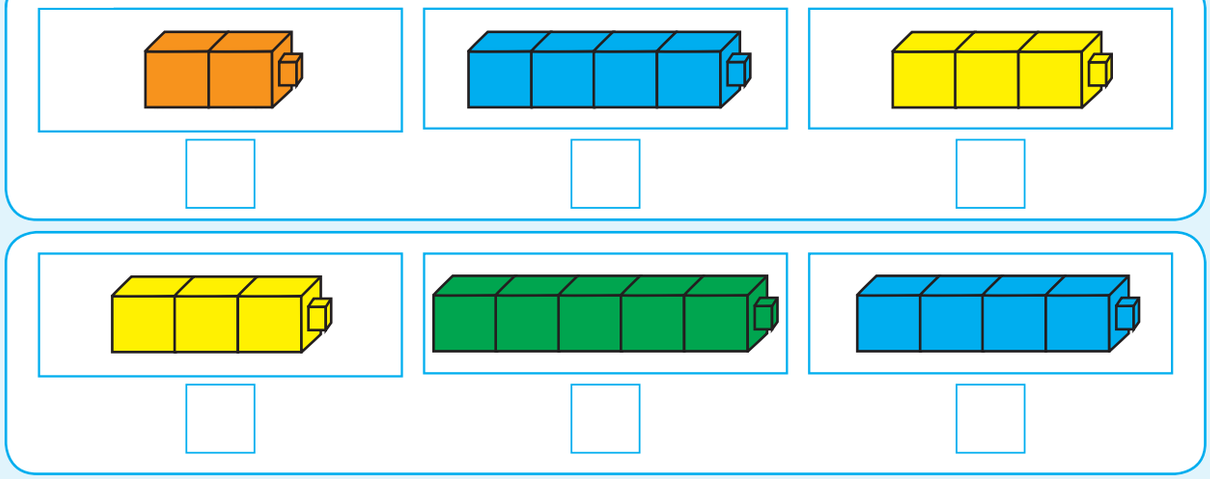

Swaya setimela se setelele go feta ka (✓).

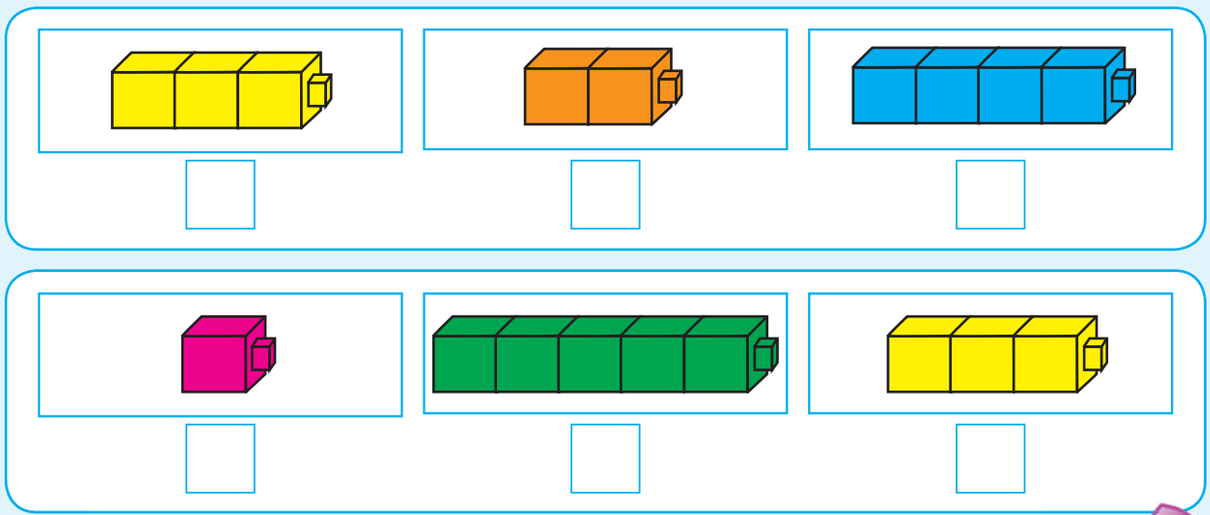

Thala setimela seo se lego se seteletšana.

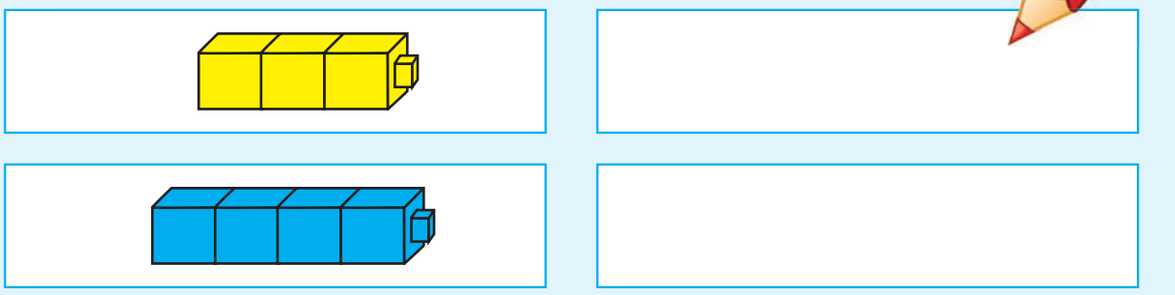



Khalara lentšu la maleba. Setimela se sekopana se:

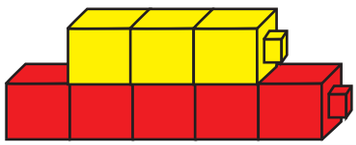

ka pele	godimo	ka morago

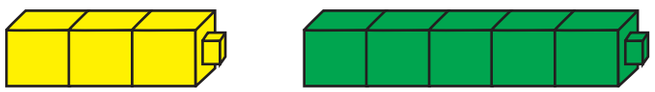

ka pele	godimo	ka morago

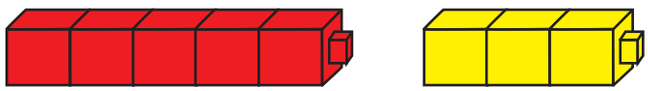

ka pele	godimo	ka morago

Thala setimela se seteletšana.

godimo

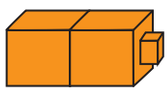

kgauswi le

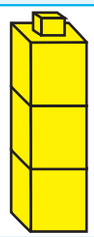

ka pele

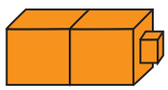

Teacher:
Sign:

Date:

11 12 13 14 15 16 17 18 19 20

Botelele



Khalara karabo ya maleba.











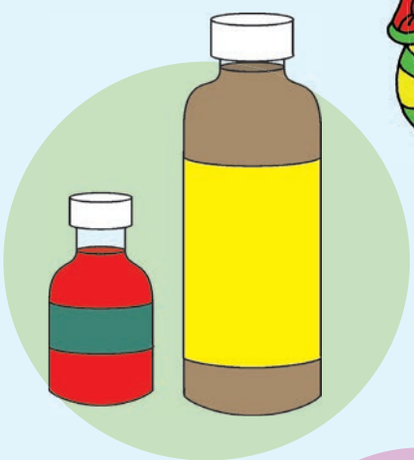





kopana	telele



Swaya karabo ya maleba.

Swaya ye teletšana.

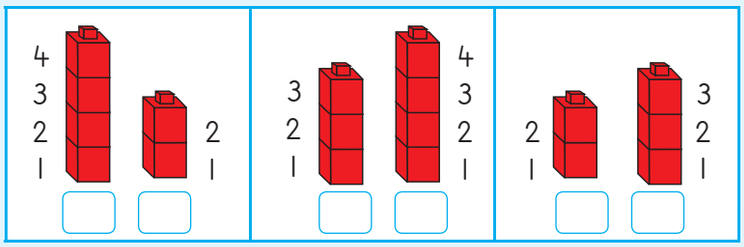

Swaya phensele ye kopana go di feta.

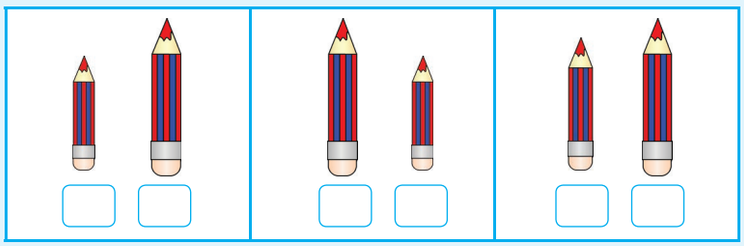

Swaya krayone ye bopharanyana.

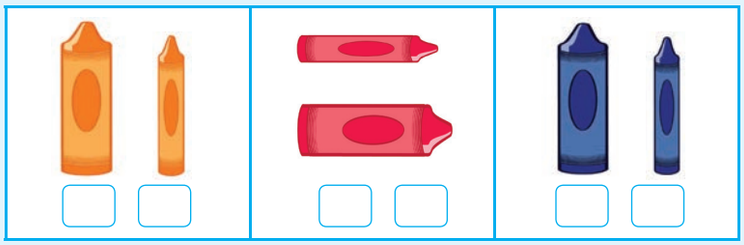

Thala: moago wo o lego wo mokopana go feta le wo o lego wo motelele go feta wo o lego ka tlase.



Thala noka e tee ye e lego bophara go feta le ye nngwe ye e lego ye tshese go feta.



Teacher:
Sign:
Date:

11 12 13 14 15 16 17 18 19 20

Bapetša dinomoro 1-3



Swaya dipoloko tše di nago le dilo tše di lekanago ka palo.





Swaya poloko goba dipoloko tše di nago le palo ya dilo yeo e fetago palo ya dilo tše di lego polokong ye e khalarilwego.







Kopisa o be o thale sebopego se sengwe gape ka letsogong la mmagoja.

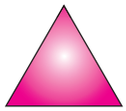	
	



Thala dibopego tša go fokotšega ka se tee ka go la mmagoja.

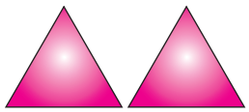	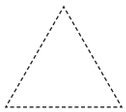
	



Thala dibopego tša go fokotšega ka se tee ka go la mmagoja.

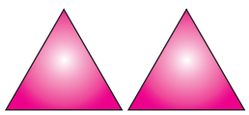	
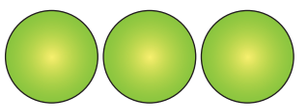	
	



Latela nomoro ye nnyane kudu mo go dinomoro tše tharo tše di lego gona.

1	2	3



Teacher:
Sign:

Date:

11 12 13 14 15 16 17 18 19 20

Nne

Bala dilo tše di lego mo seswantšhong. Latela leinapalo.

Dikatse tše nne

Matlakala a mane

Dikgofa tše nne

Ditšhošwane tše nne



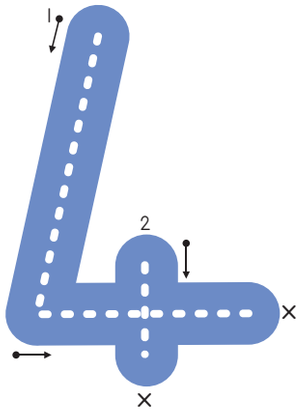

Thala go latela nomoro.

Šomiša mothaladi go nyalanya diswantšho.





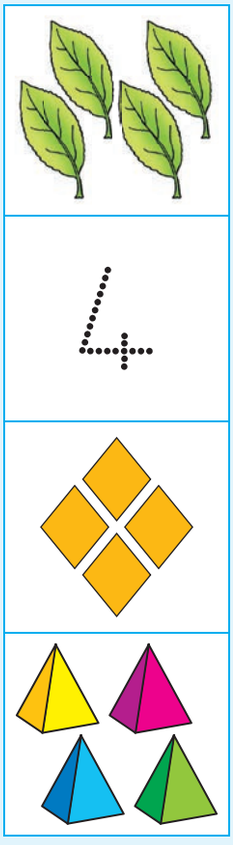



Khalara dibopego tše 4 polokong ye nngwe le ye nngwe.

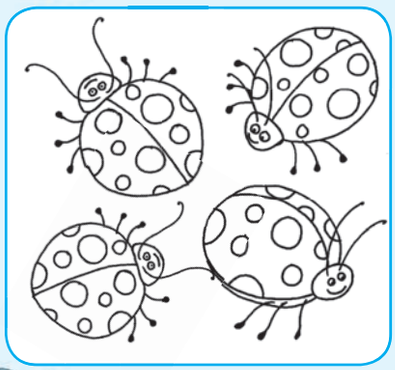





Kopisa o be o thale dibopego gomme o oketše palo ye e lego gona ka 4, ka morago o di khalare.

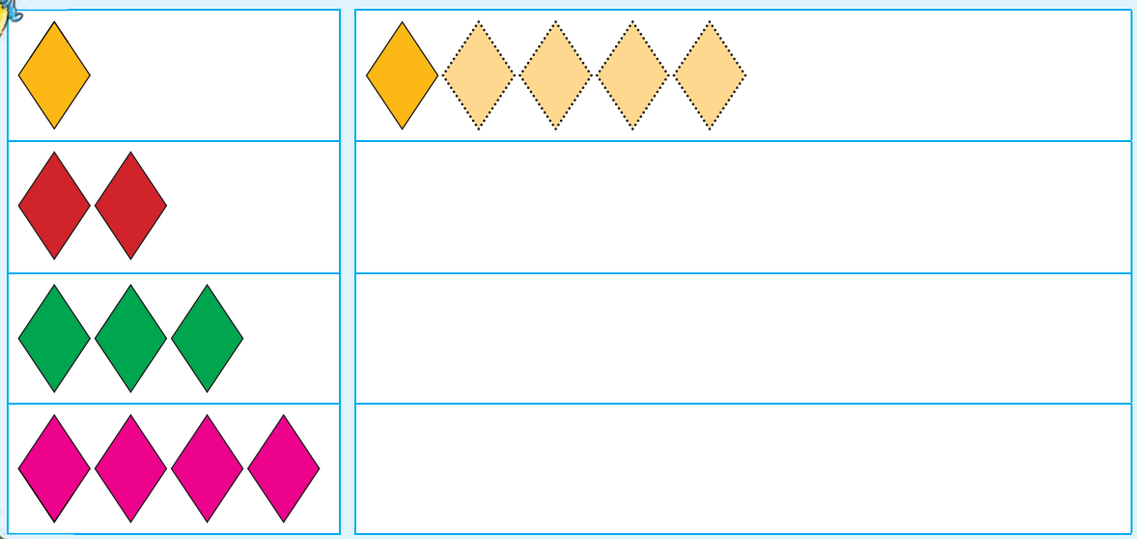

Ithute go ngwala nomoro ye.

4

nne

4 4 4 4

Khalara ditaemane ge o dutše o bala.



Hlakanya o be o ntšhe go fihla go 4

Feleletša tše di latelago ka go dira sethalwa:

●	le	●●	e dira		
●●	le	●●	e dira		
●●	le	●	e dira		

●●	le		e dira	●●	
●	le		e dira	●●	
●●	le		e dira	●●	

Go šetše dibaledi tše kae? Di thale.



Thala o oketše dibaledi tše di fihle ka 4.



Ngwala lefokopalo la go emela:

●●●○	4	tloša		dira	3	
●●○○		tloša		dira		
●○○○		tloša		dira		



Di hlakanye gomme o ngwale karabo.

 le

1 le 2 di dira | 3

 le

2 le 2 di dira |

 le

3 le 1 di dira |

 le

1 le 3 di dira |

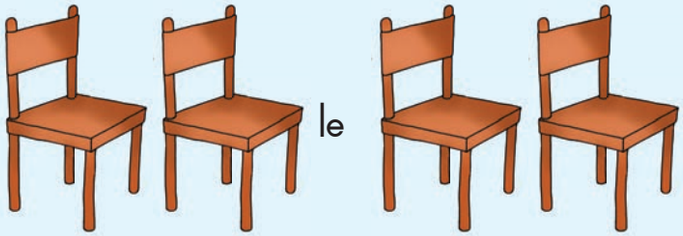 le

2 le 2 di dira |

Teacher:
Sign:
Date:

11 12 13 14 15 16 17 18 19 20

Nako



Ngwala dinomoro go tloga go I go ya go 4 ka dipolokong go bontšha ka mokgwa wo motho a golago.

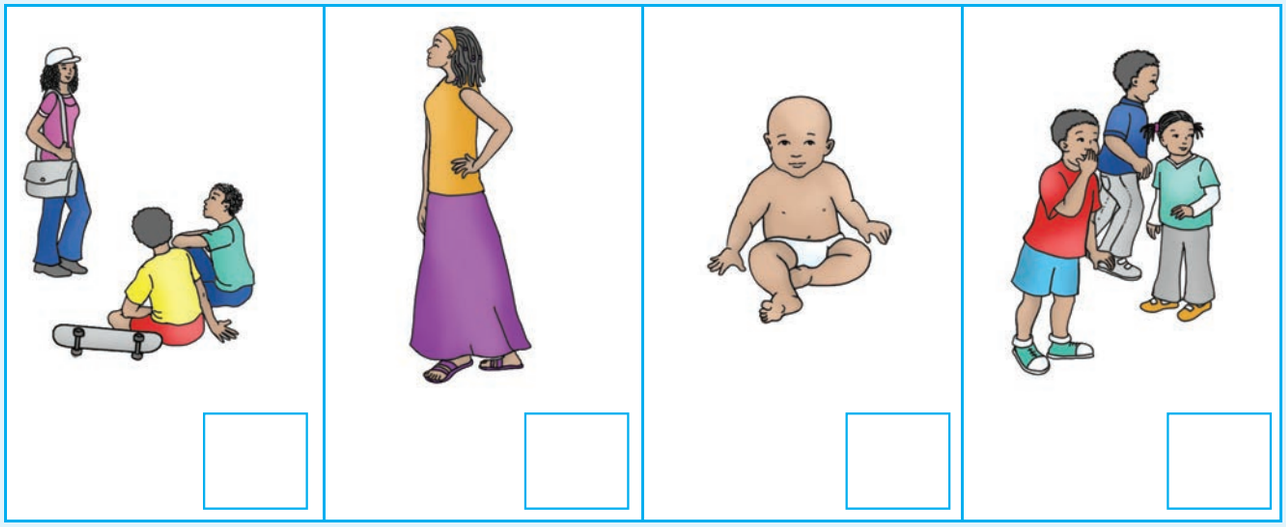



Swaya, e le go laetša gore ke efe yeo o ka e dirago ka pela go feta.





1 2 3 4 1 2 3 4



Thala selo:

a. o se dirile maabane



b. o se dirile lehono



c. o tla se dira gosasa



Teacher:
Sign:

Date:

11 12 13 14 15 16 17 18 19 20



Hlano

Bala dilo tše di lego mo seswantšhong. Latela leinapalo.

Dithedi tše tlhano

Malekere a mahlano

Dinaledi tše tlhano

Methalo ye mehlano







Thala go latela nomoro.



Šomiša mothaladi go nyalanya diswantšho.

5 5 5
5 5 5
5 5 5
5 5 5
5 5 5
5 5 5







Khalara tše 5 polokong ye nngwe le ye nngwe.

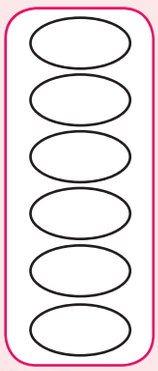





Kopisa o be o thale, o oketše ka tše 5.

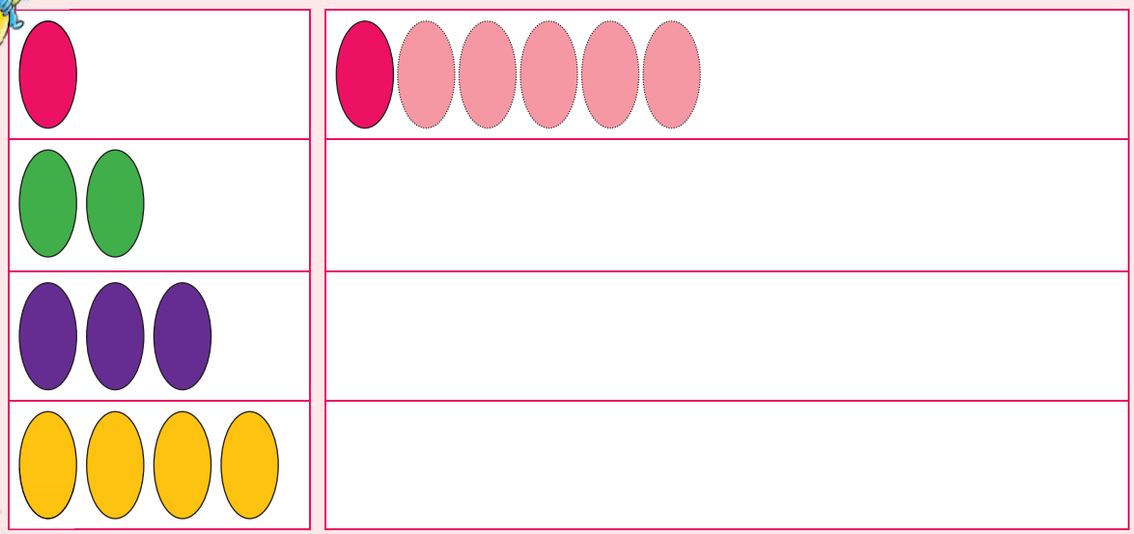

Ithute go ngwala nomoro ye.

5 hlano

5 5 5 5

Khalara mae ge o dutše o bala.

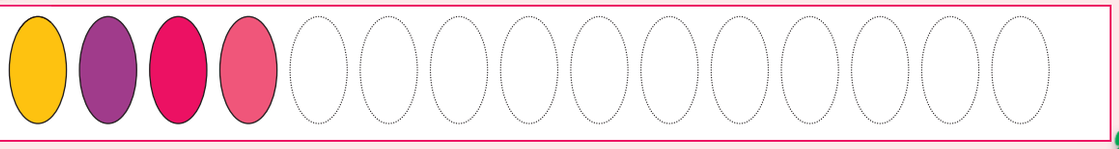

Teacher:
Sign:

Date:

11 12 13 14 15 16 17 18 19 20



Boeletša dinomoro 1 go fihla go 5

Ithute go ngwala dinomoro tše.

1 2 3 4 5



Dira sediko go nomoro ye e nepagetšego.

	1	2	3	4	5	6	7
	1	2	3	4	5	6	7
	1	2	3	4	5	6	7
	1	2	3	4	5	6	7
	1	2	3	4	5	6	7

1 2 3 4 5 6 7 8 9 10





Ngwala maina a dinomoro.

	1	tee
	2	pedi
	3	thara
	4	nne
	5	hlano



Teacher:
Sign:

Date:





Hlakanya go fihla go 5



Oketša palo ya pheta ka go thala tše dingwe.

Thala o oketše ka tee.

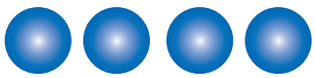

Thala o oketše ka pedi.



Thala o oketše ka tharo.

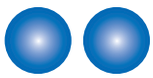



Bala o be o hlakanye tše, ka morago ga fao, ngwala dikarabo.



2 le 2 di dira 4



le



2 le 1 di dira



le



3 le 2 di dira



le



2 le 3 di dira





Thala gape o oketše palo ya dikhutlotharo. O lemoga eng?



▲▲▲▲	oketša ka 1	▲▲▲▲▲
▲▲▲	oketša ka 2	
▲▲	oketša ka 3	
▲	oketša ka 4	



Thala karabo gomme o ngwale palo ya:

●● ●	le	●●	e dira	●●● ●	
3	le	2	e dira	5	
●●	le	●● ●	e dira		
	le		e dira		
●	le	●● ●●	e dira		
	le		e dira		



Teacher:
Sign:

Date:



11 12 13 14 15 16 17 18 19 20

Ntšha go 5 gomme o oketše go fihla go 5

Thala bonnyane go feta peleng.

	fokotša ka 1	
	fokotša ka 2	
	fokotša ka 3	
	fokotša ka 4	

Ngwala palo ya:

	5	tloša	1	ke	4
		tloša		ke	
		tloša		ke	

Ntšha ka go balela morago.

5 tloša 3

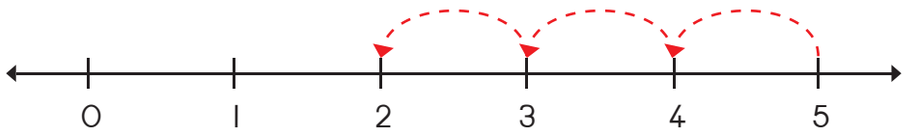

5 tloša 2





4 Hlakanya ka go balela pele.

2 oketša ka 3

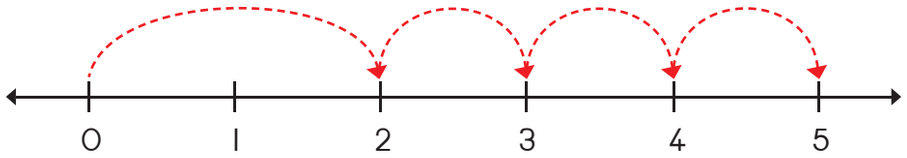

1 oketša ka 4



5 Bontšha palo ye mo mothalopalong.

5 tloša 2

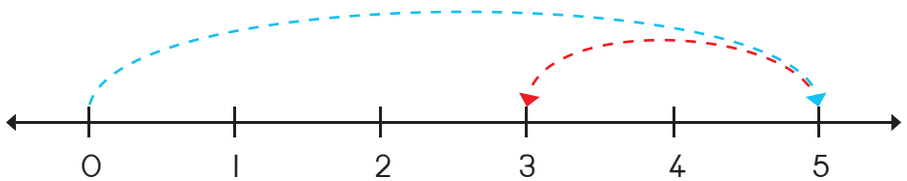

5 tloša 4



Teacher:
Sign:

Date:

Hlakanya o be o ntšhe, go fihla go 5

Feleletša tše di latelago:



Feleletša tše di latelago:





Thala o oketše diapola gore di be 5.



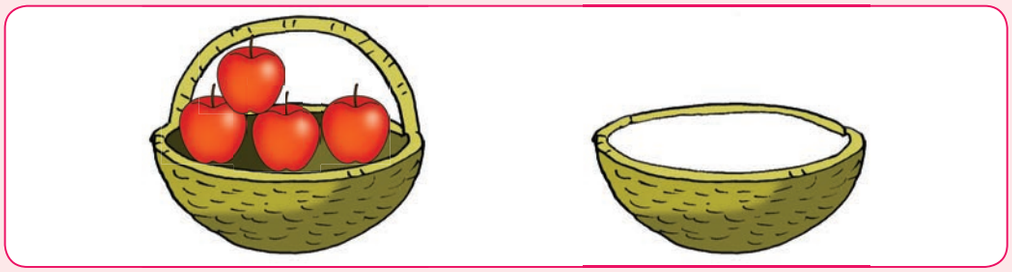

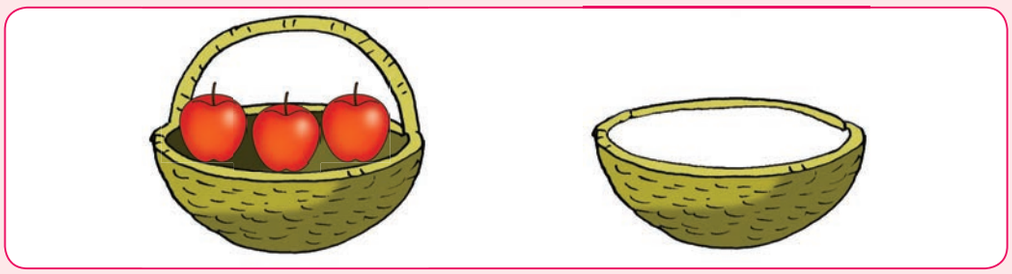

Go šetše dipheta tše kae? Di thale.

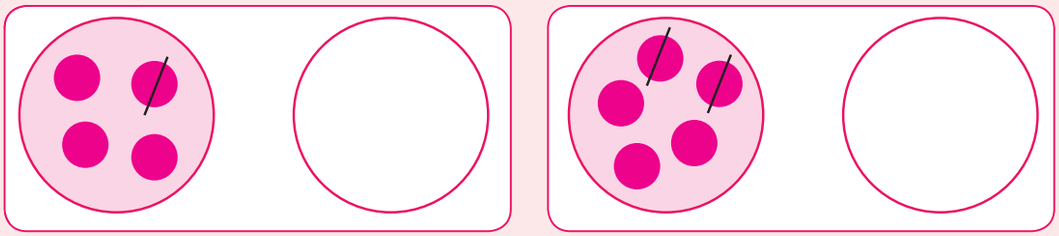

Dipalontšu.

Morutiši goba motswadi wa gago o tla go balela se, gomme o swanetše go dira sethalwa gore o e rarolle.

Lisa o be a na le dipiere tše pedi. Musa o mo okeleditše ka e tee. Bjale o na le dipiere tše kae?

Lisa o be a na le dipiere tše nne. Musa o file Sello dipiere tše pedi. Bjale o na le dipiere tše kae?

Teacher:
Sign:

Date:



Go hlakanya le go ntšha I go fihla go 5

Khalara dipheta o laetše:

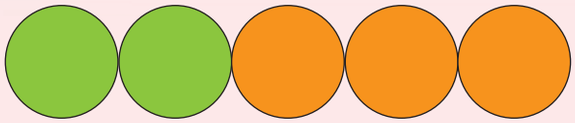

2 le 3 ke 5

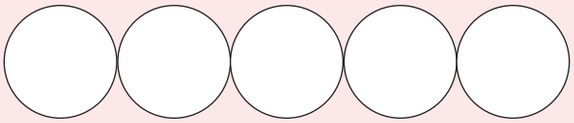

I le 4 ke 5

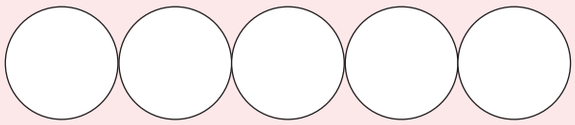

3 le 2 ke 5

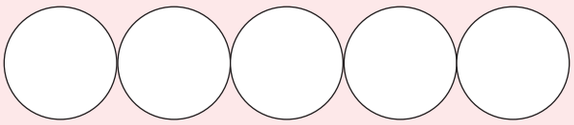

4 le I ke 5



Tloša palong dipheta tšeo o di fokotšago gomme o laetše palo yeo mo mothalopalong.

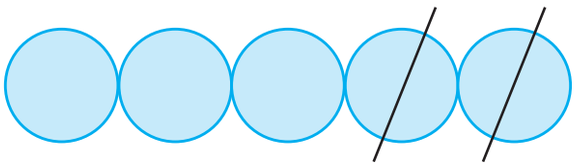

5 tloša 2 ke 3

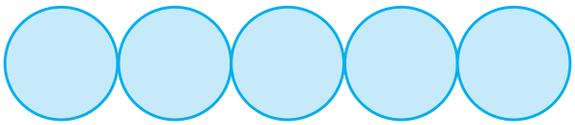

5 tloša I ke 4

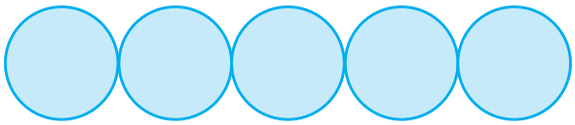

5 tloša 3 ke 2

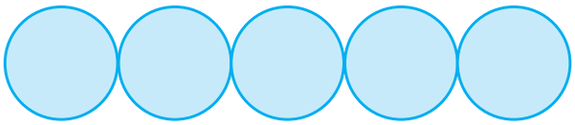

5 tloša 4 ke I





Khalara dipheta. Thuša segwagwa go laetša palo mo mothalopalong.

2 le 3 ke

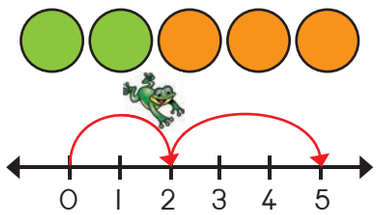

3 le 2 ke

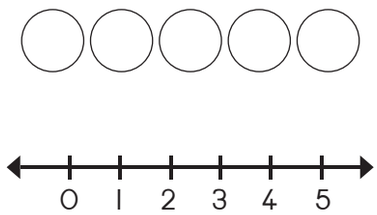

1 le 4 ke

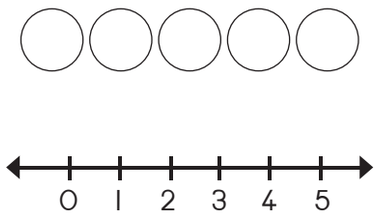

4 le 1 ke

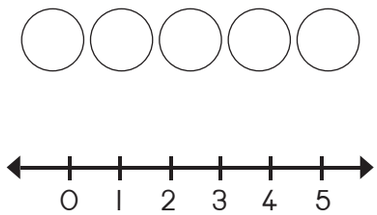



Tloša palong dipheta tšeo o di fokotšago gomme o laetše palo ye mothalopalong.

5 tloša 3

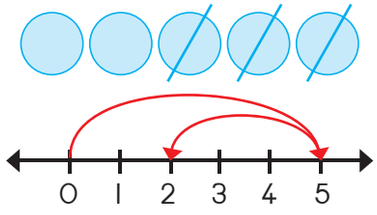

5 tloša 2

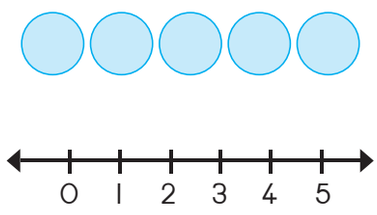

5 tloša 1

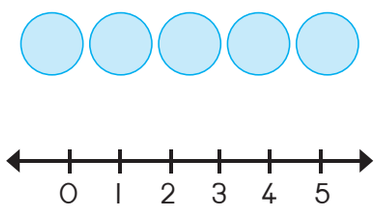

5 tloša 4

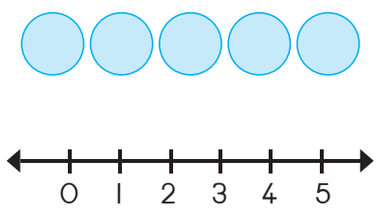



Teacher:
Sign:

Date:



11 12 13 14 15 16 17 18 19 20

Dibolo le mapokisi



Ke efe ye e swanago le mapokisi?
Ke efe ye e swanago le dibolo?
Ke efe ye e ka kgokologago gomme ke efe ye e ka relelago?























Khalara ka moka:

- Mapokisi a mannyane le dibolo: bohubedu
- Mapokisi a magolo le dibolo: botalalerata



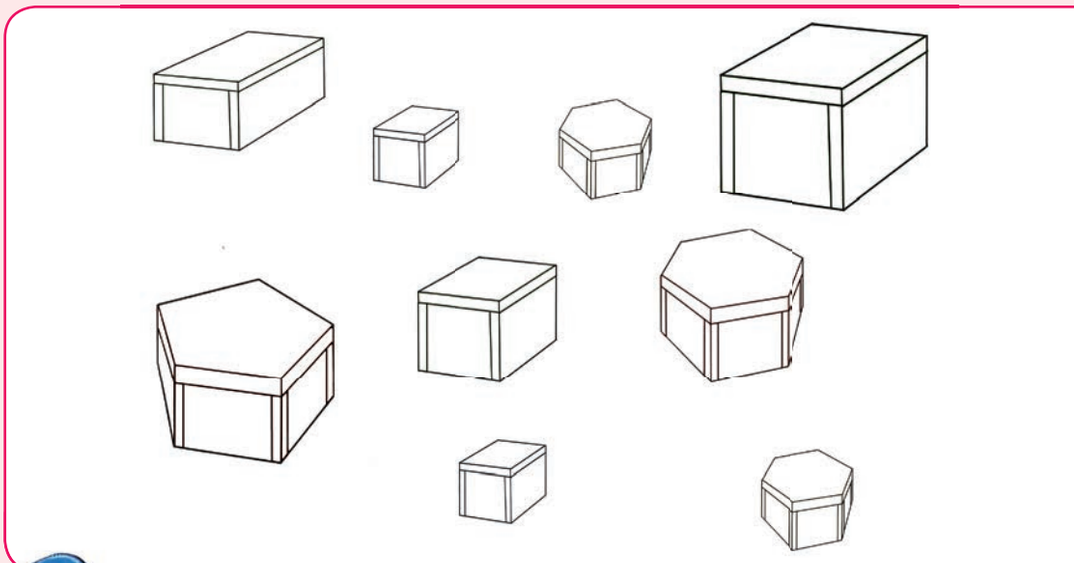

Latela mantšu.

lepokisi

bolo

Teacher:
Sign:

Date:

11 12 13 14 15 16 17 18 19 20

24a

Nngele le mmagoja

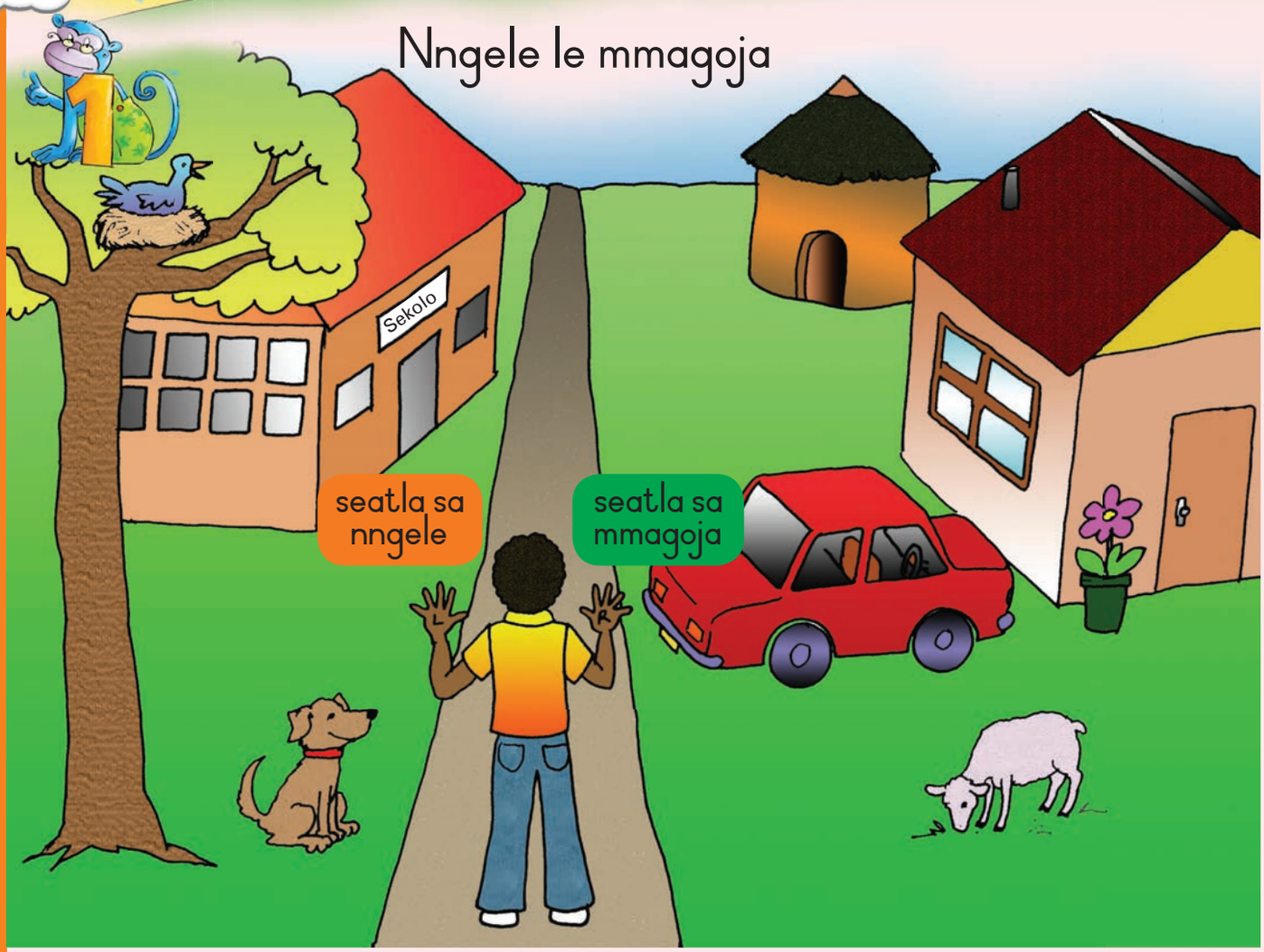

	seatla sa nngele	seatla sa mmagoja
Mohlare o ka go la		
Sefatanaga se ka go la		
Ntlo e ka go la		
Nonyana e ka go la		
Sehlaga se ka go la		

	seatla sa nngele	seatla sa mmagoja
Mpša e ka go la		
Nku e ka go la		
Ntlo e ka go la		
Sekolo se ka go la		
Letšoba le ka go la		

1 2 3 4 5 6 7 8 9 10





Dira sediko go seatla sa gagwe sa mmagoja.
Dira sediko go lenao la gagwe la mmagoja.
Ema bjalo ka mošemane gomme o laetše seatla sa gago sa mmagoja.

Dira sediko go seatla sa gagwe sa mmagoja.
Dira sediko go lenao la gagwe la nngele.
Ema bjalo ka mosetsana gomme o laetše seatla sa gago sa nngele.

Mmagoja

Nngele



Mmagoja

Nngele





Ithute go ngwala dinomoro tše.



3







Teacher:
Sign:

Date:

11 12 13 14 15 16 17 18 19 20



Taetšo

Thuša mmutlanyana go hwetša dikherote. Na o swanetše go ya go la nngele goba go la mmagoja?

nngele	mmagoja
✓	

nngele	mmagoja

nngele	mmagoja

nngele	mmagoja

nngele	mmagoja



Khalara lentšu la maleba leo le nyalanago le mesebe.

⇧	ka godimo	nngele	ka tlase	mmagoja
⇩	ka godimo	nngele	ka tlase	mmagoja
⇨	ka godimo	nngele	ka tlase	mmagoja
⇦	ka godimo	nngele	ka tlase	mmagoja



Dira sediko mosebeng wa maleba woo o nyalanago le woo o lego mathomong mo mothalong.

⇧	⇨	⇦	⇩	⇧
⇩	⇧	⇩	⇨	⇦
⇨	⇦	⇩	⇨	⇧
⇦	⇧	⇦	⇩	⇧

Teacher:
Sign:

Date:

11 12 13 14 15 16 17 18 19 20



Go aga le go ahloganya dinomoro

Ngwala dinomoro tše di nepagetšego mo polokong.



2 le 1 ke 3



☐ le ☐ ke ☐



☐ le ☐ ke ☐



☐ le ☐ ke ☐



☐ le ☐ ke ☐



☐ le ☐ ke ☐



☐ le ☐ ke ☐



☐ le ☐ ke ☐





Bjale leka tše.



☐ le ☐ le ☐ ke ☐



☐ le ☐ le ☐ ke ☐



☐ le ☐ le ☐ ke ☐



☐ le ☐ le ☐ ke ☐



☐ le ☐ le ☐ ke ☐



☐ le ☐ le ☐ ke ☐

Teacher:
Sign:

Date:

11 12 13 14 15 16 17 18 19 20

Go atiša go a pedifatša

1 Pedifatša marontho mo mafegong.



2 Pedifatša dibopego.

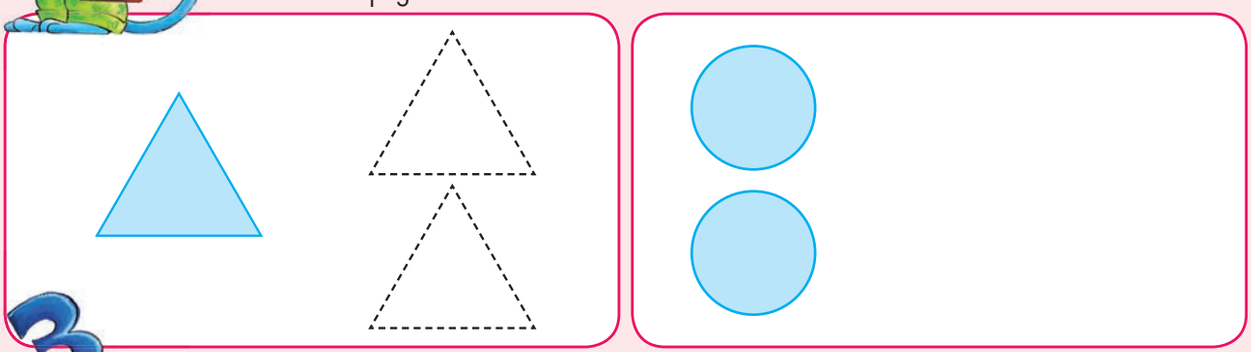

3 Thala ka morago o ngwale dinomoro.

Go pedifatša 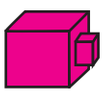 ke 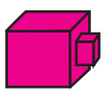 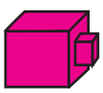 Go pedifatša [1] ke [ ]

Go pedifatša 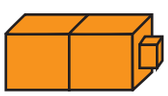 ke [ ] Go pedifatša [ ] ke [ ]





Thala ka morago o ngwale dinomoro.

Go pedifatša  ke 

Go pedifatša 1 ke 2

1 oketša 1 ke ☐

Go pedifatša  ke ☐

Go pedifatša ☐ ke ☐

☐ oketša ☐ ke ☐



Laetša tše di latelago mo mothalopalong.

1 gabedi ke ☐

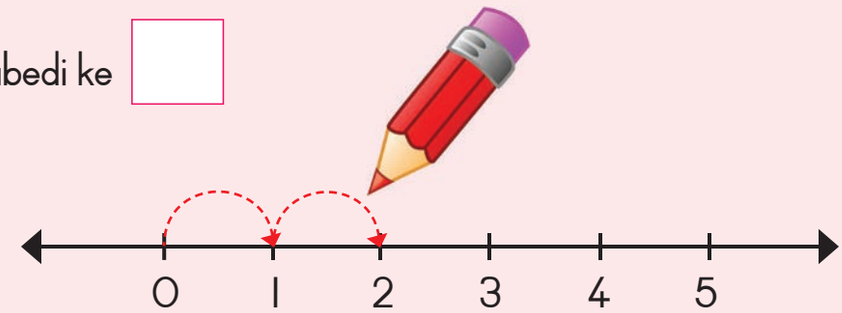

2 gabedi ke ☐

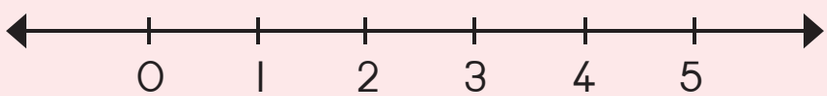



Teacher:
Sign:

Date:



11 12 13 14 15 16 17 18 19 20



Ye kgolo le ye nnyane

Dira sediko se sehubedu go phoofolo ye kgolo le
Thala sekwere go dikologa phoofolo ye nnyane go feta ka lepokising.











golo	nnyane	kgolokgolo	nyennyane





Thala bolo ye kgolwanyane.



Thala bolo ye nyennyane.





Thala lepokisi le lenyennyane.

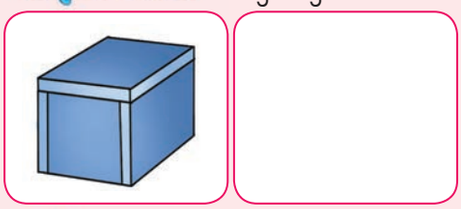

Thala lepokisi le legolwanyane.

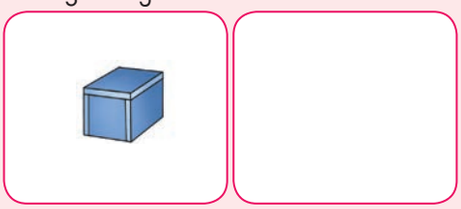



Khalara lepokisi le lenyennyane go feta le bolo ye nnyennyane go feta.

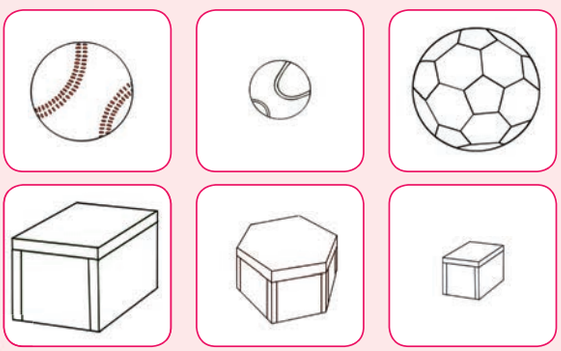



Khalara bolo ye kgolo go feta le lepokisi le legolo go feta.

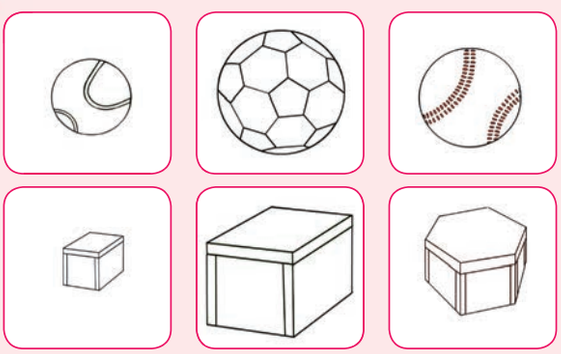







Teacher:
Sign:

Date:



11 12 13 14 15 16 17 18 19 20

Hlopha dilo

Nyalanya dilo tše di hlophilwego le seswantšho.



2

Hlopha ka go thala seswantšho sa ye nngwe le ye nngwe.

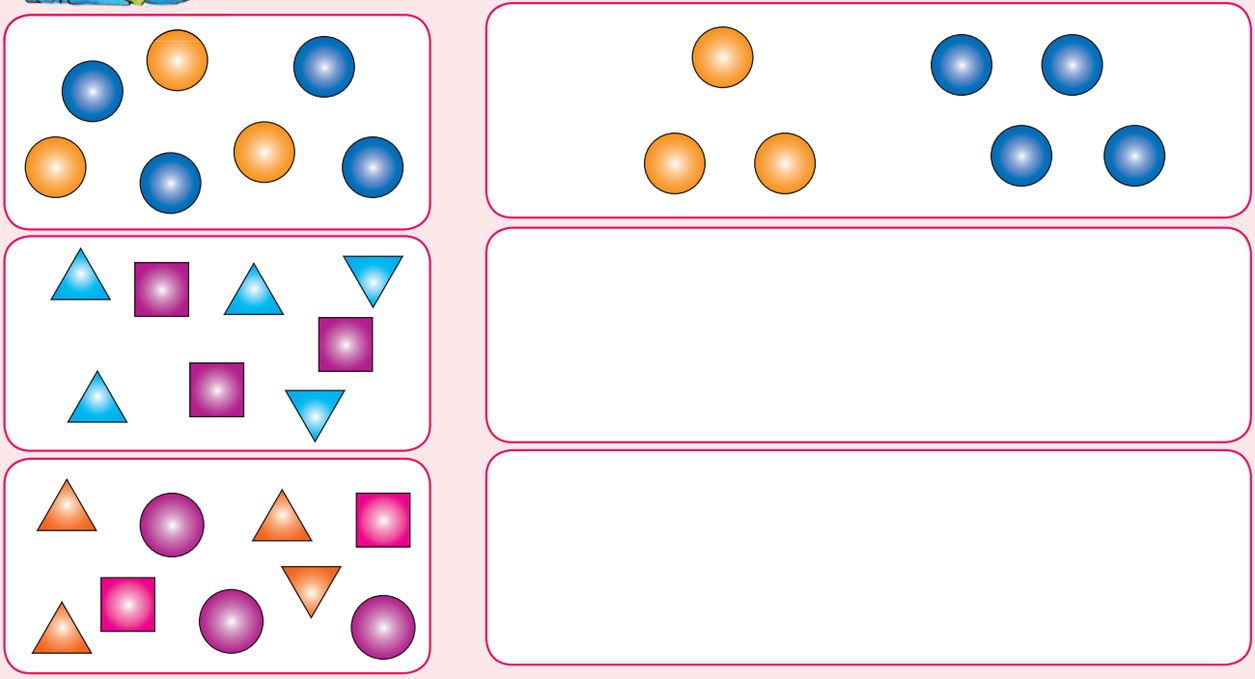





Khalara dibopego tše di lego mo seswantšhong sa kerafo, gomme o ngwale palomoka ya se sengwe le se sengwe mo tlase.

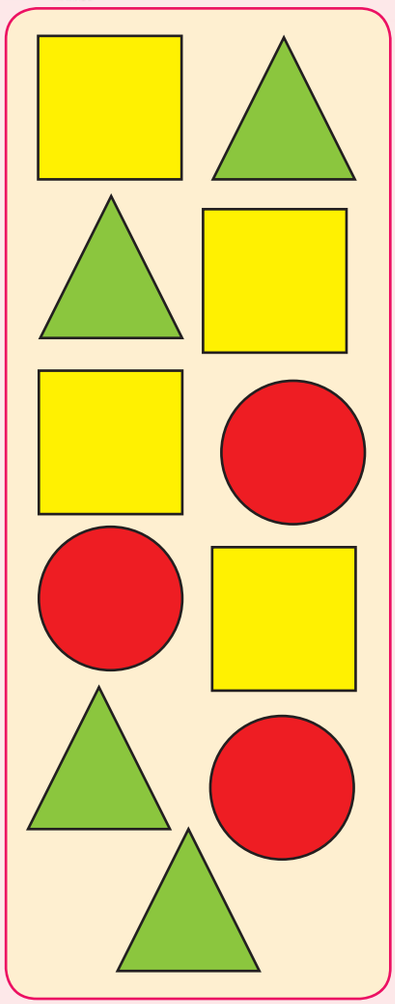

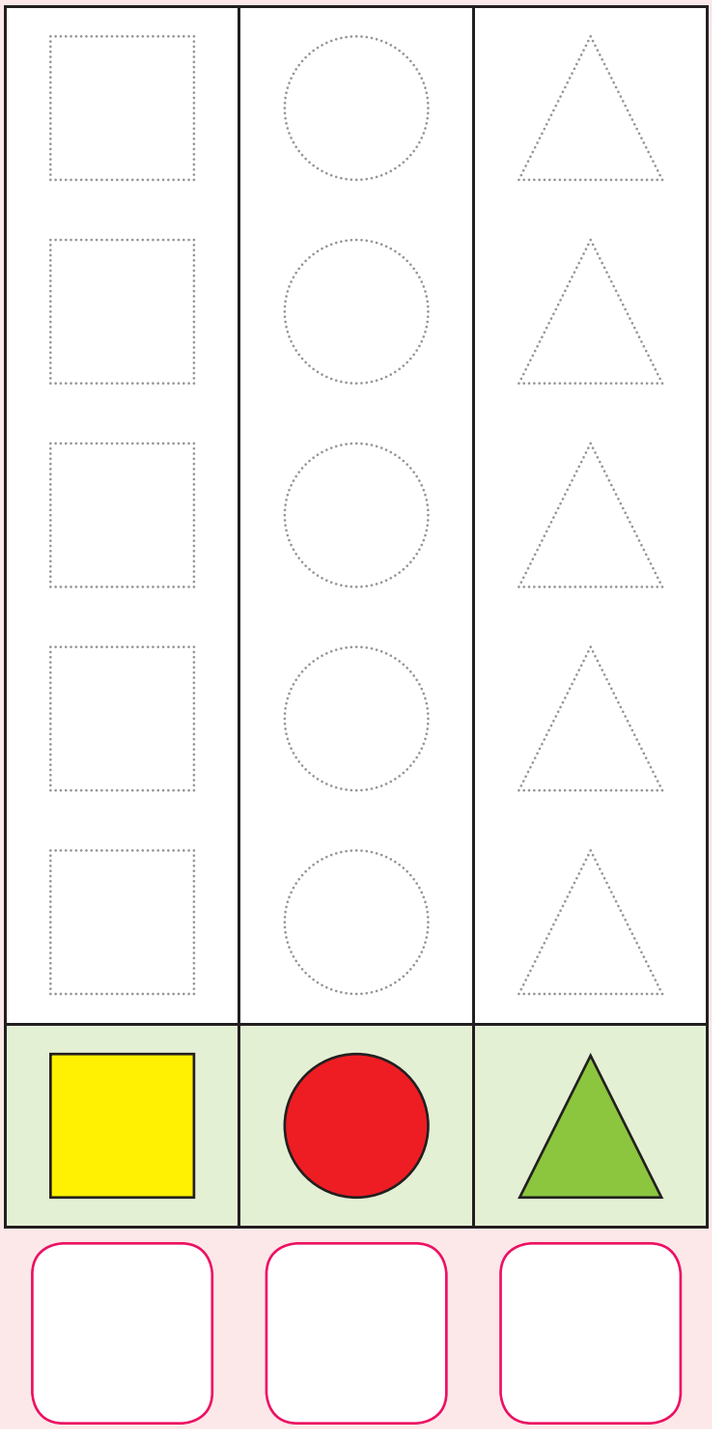

Teacher:
Sign:

Date:



A re abaganeng ka go lekana

Bala dinamune, dipanana le diapola gomme o ngwale karabo ka dipolokong.



4 dinamune

dipanana

diapola

Abelana o be o thale dinamune, dipanana le diapola ka go lekana gare ga bana ba babedi.



1 2 3 4 5 6 7 8 9 10



Arola sehlopha sa ka lepokising la mathomo go ba dihlopha tše pedi. Thala dihlopha tšeo tše pedi ka mapokising a go fapana.





4 = 2 + 2



= +



= +

Teacher:
Sign:

Date:

11 12 13 14 15 16 17 18 19 20

Go abelana ka go lekana

Dira didiko go dienywa le go diphoofolo gore di abelanwe ka go lekana.



Kgabo ye nngwe le ye nngwe e hweditše dipanana tše kae?

3



Mmutla wo mongwe le wo mongwe o hweditše dikherote tše kae?



Kgabo ye nngwe le ye nngwe e hweditše diapola tše kae?

Na go na le diapola tše di ilego tša šala ka morago ga go abagana ka go lekana?



Mmutla wo mongwe le wo mongwe o hweditše dikherote tše kae?

Na go na le dikherote tše di ilego tša šala ka morago ga go abagana ka go lekana?





Arola dibaledi go ya ka dihlopha tše pedi tša go lekana gomme o thale sefapano dibaleding tše di šetšego.

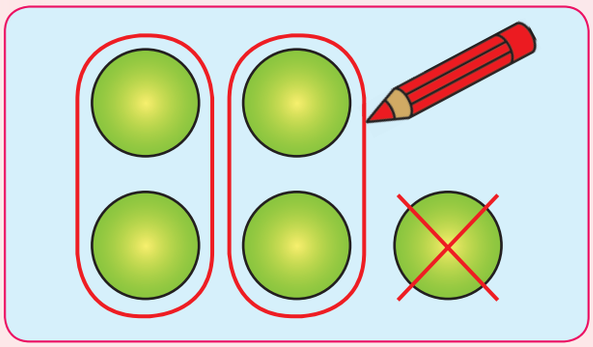

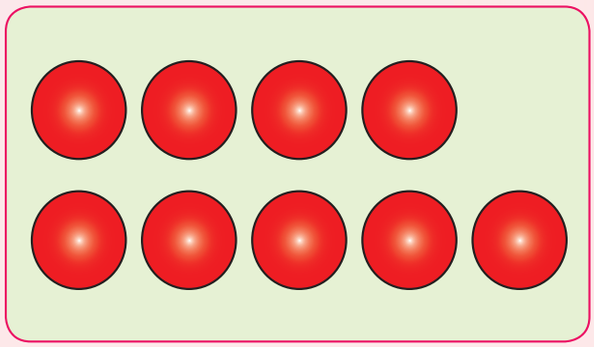



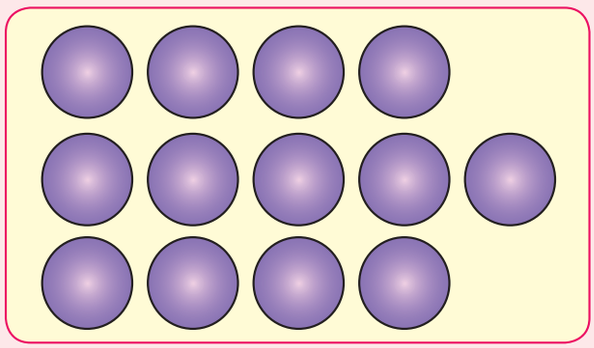

Arola dibaledi go ya ka dihlopha tše 3 tša go lekana gomme o thale sefapano dibaleding tše di šetšego.

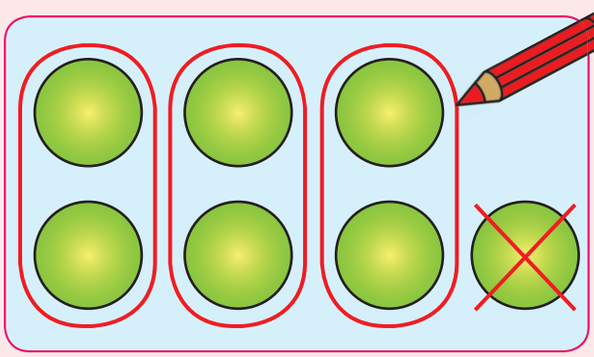

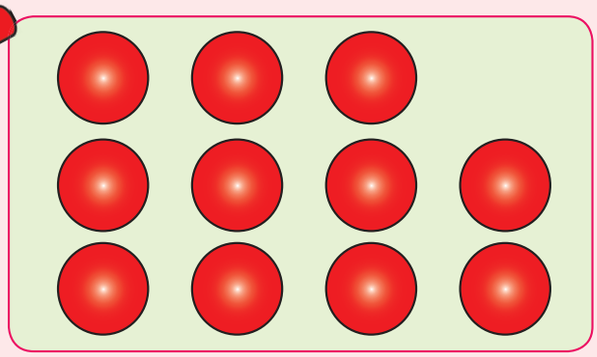



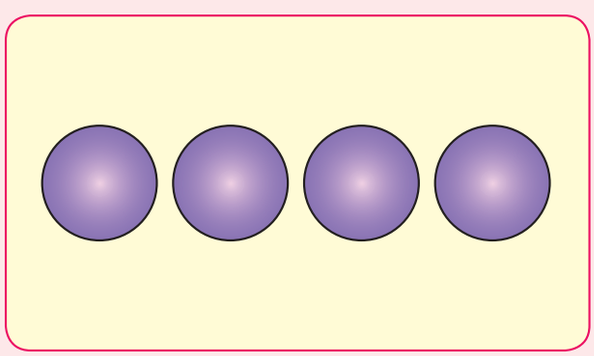



Teacher:
Sign:

Date:



11 12 13 14 15 16 17 18 19 20



Go aga dilo

Na o ka aga tora ka dilo ka moka tše di latelago?
Swaya Ee goba Aowa

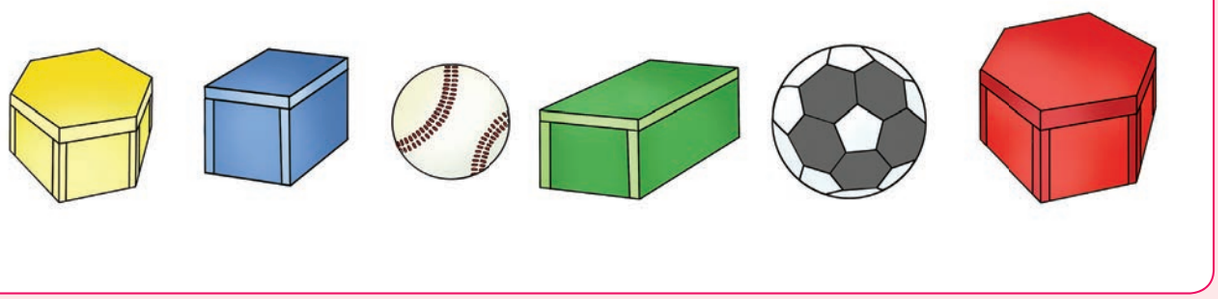

Ee | Aowa

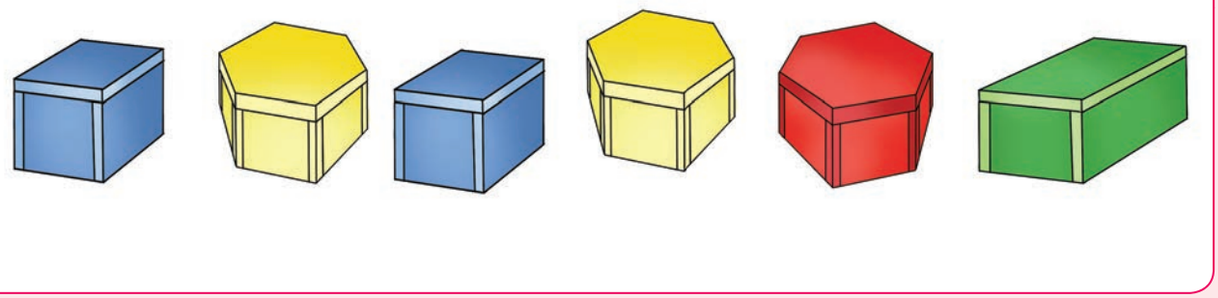

Ee | Aowa



Ee | Aowa





Na tora e tla ema goba aowa? Swaya ka ✓ goba ka ✖.











Šomiša mapokisi a lesome a mollo le semamaretši go dira moago wa gago.
Na semamaretši se dira gore go be bobebe?

Teacher:
Sign:

Date:

11 12 13 14 15 16 17 18 19 20



Go bolela nako

Latela dikgwedi tša ngwaga.
Khalara palune ya kgwedi ya matswalo a gago.

Pherekgong	Dibokwane
Hlakola	Moranang
Mopitlo	Mosegamanye
Phupu	Phato
Lewedi	Diphalane
Dibatsela	Manthole



Latela matšatši a beke.
Khalara poloko mo go letšatši la lehono.

Mo upologo

Labobedi

Laboraro

Labone

Labohlano

Mokibelo

Lamorena





Teacher:
Sign:

Date:

11 12 13 14 15 16 17 18 19 20



Tshela



Thala didiko tše 6 ka mo polokong.

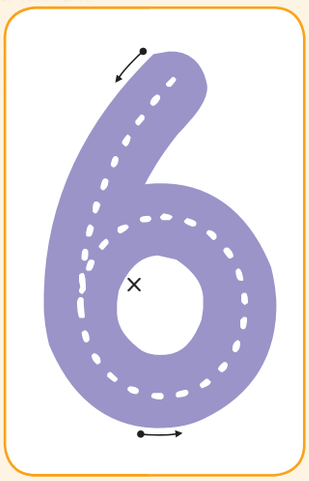



Latiša nomoro.



Šomiša mothaladi go nyalanya diswantšho.

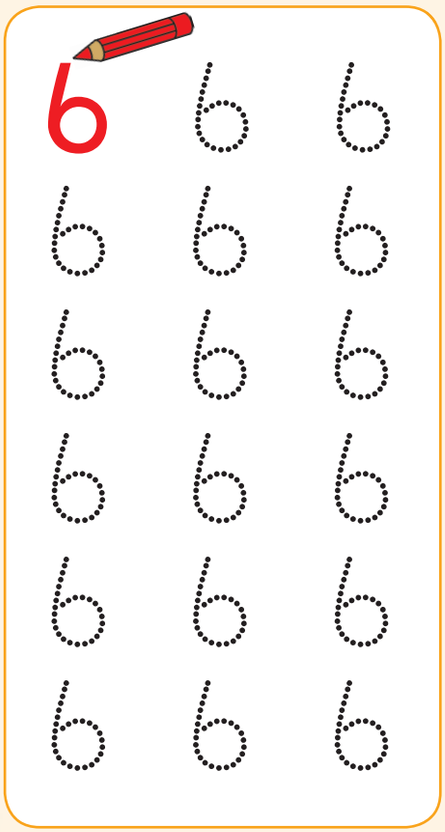

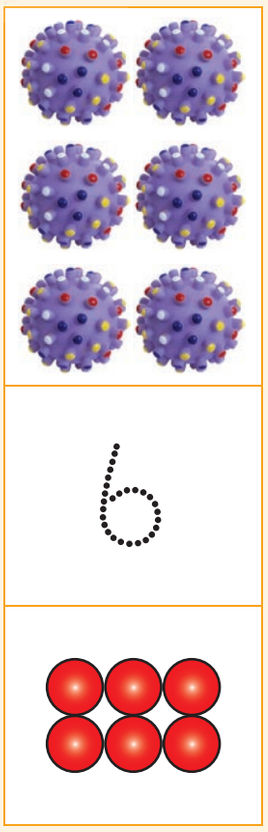

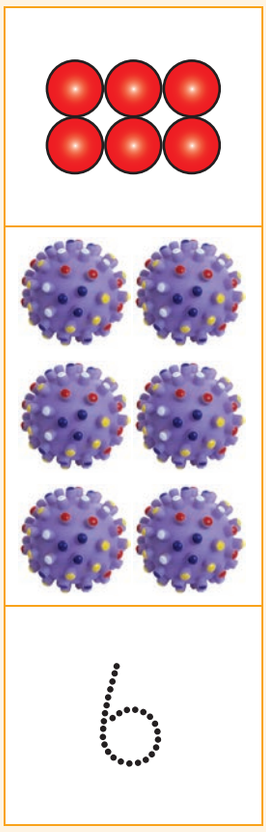



Khalara didiko tše **6**.

Kopolla gomme o thale tše **6** gape.

Ithute go ngwala nomoro.

6 tshela 6 6 6 6

Khalara didiko ge o dutše o di bala.

Teacher:
Sign:
Date:

11 12 13 14 15 16 17 18 19 20



Šupa



Thala dikwere tše 7 ka mo polokong.





Latiša nomoro.



Šomiša mothaladi go nyalanya diswantšho.









Khalara dikhutlonnethwi tše 7 le diopoloko tše 7.

Kopisa o be o thale, o oketše ka 7.

Ithute go ngwala nomoro.

7 upa 7 7 7 7

Khalara dikwere ge o dutše o di bala.

Teacher:
Sign:
Date:

11 12 13 14 15 16 17 18 19 20



Seswai



Thala dibopego tše 8 ka mo polokong.

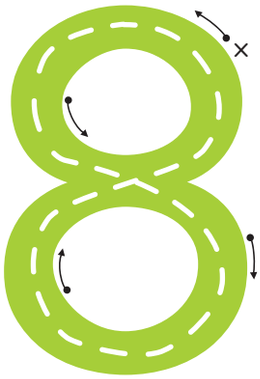



Latiša nomoro.



Šomiša mothaladi go nyalanya diswantšho.



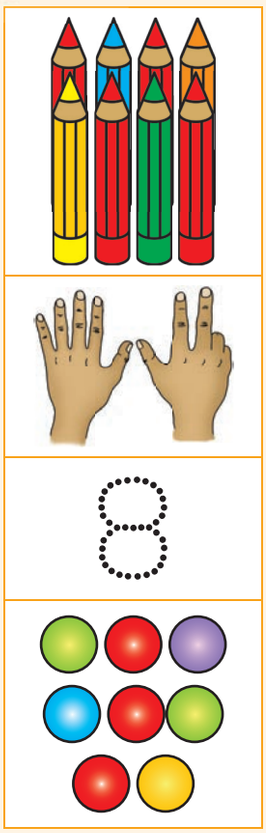

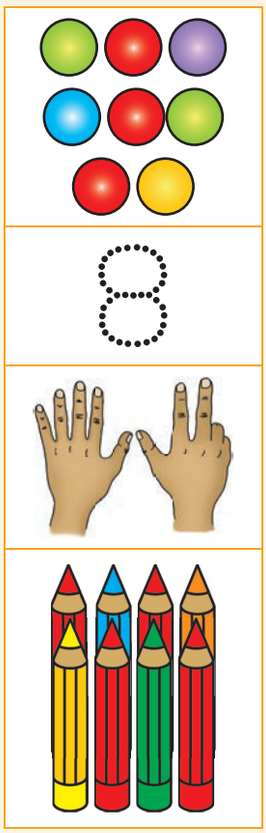



Khalara dinaledi tše 8.

Kopisa o be o thale, o oketše ka 8.

●	● ○ ○ ○ ○ ○ ○ ○
★ ★	
■ ■ ■	
● ● ● ●	

Ithute go ngwala nomoro.

8

seswai

8 8 8 8

Khalara didiko ge o dutše o di bala.

● ○ ○ ○ ○ ○ ○ ○ ○

Teacher:
Sign:
Date:



Senyane



Thala dipelo tše 9 ka mo polokong.





Latiša nomoro.



Šomiša mothaladi go nyalanya diswantšho.

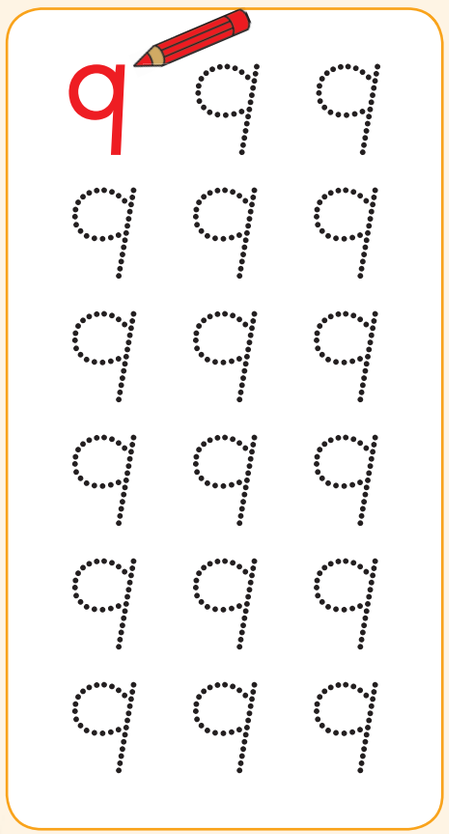







Khalara dipalune tše senyane.

Kopisa o be o thale, o oketše ka 9.

Ithute go ngwala nomoro.

9 senyane 9 9 9 9

Khalara dikhutlotharo ge o dutše o di bala.

Teacher:
Sign:
Date:



Go tlala le go se be le selo



Khalara karabo ya maleba.
Na ditšhelo di tletše goba ga di na selo?



ga e na selo	e tletše

ga e na selo	e tletše



ga o na selo	o tletše

ga o na selo	o tletše



ga e na selo	o tletše

ga e na selo	o tletše



ga e na selo	e tletše

ga e na selo	e tletše



ga e na selo	e tletše

ga e na selo	e tletše



ga e na selo	e tletše

ga e na selo	e tletše



ga e na selo	e tletše



ga e na selo	e tletše

di tlet e	ga di na selo



Khalara nomoro ya maleba.
Na ditšhelo di tletše goba ga di na selo?

ga go na selo	tlet e



ga go na selo	tletše



ga go na selo	tletše

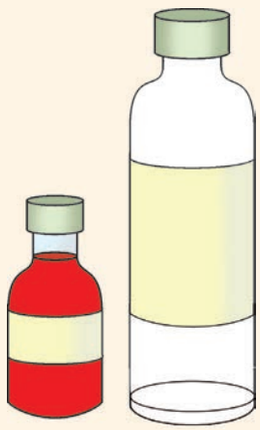

ga go na selo	tletše

ga go na selo	tletše



ga go na selo	tletše

ga go na selo	tletše



ga go na selo	tletše

ga go na selo	tletše



ga go na selo	tletše

ga go na selo	tletše

Teacher:
Sign:
Date:



Lesome



Bala menwana ya diatla tša gago.

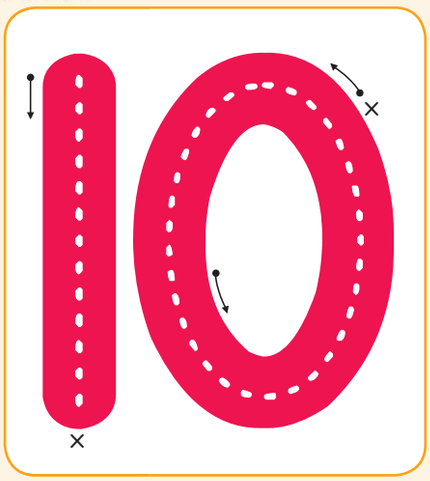

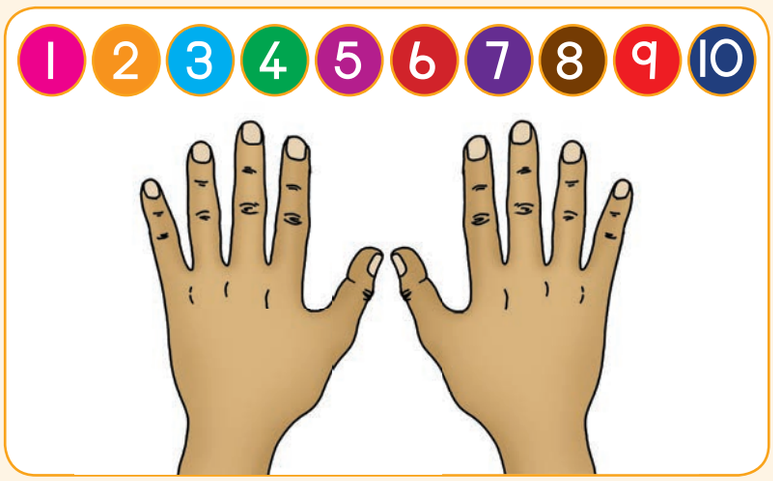



Latiša nomoro.



Nyalanya diswantšho.

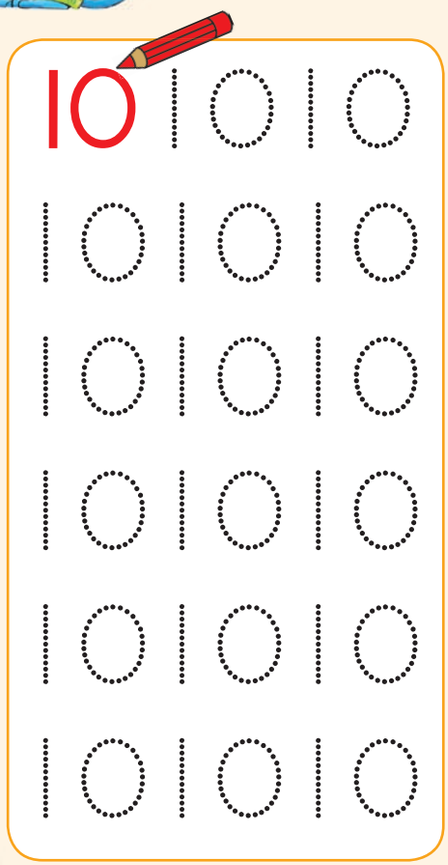

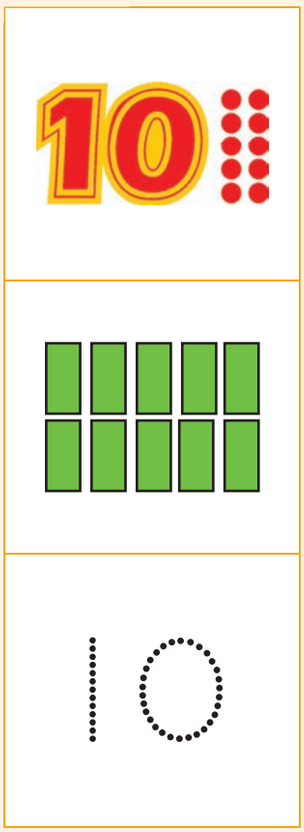







4 Khalara dienywa tše 10.



5 Kopisa o be o thale, o oketše ka 10.

	
	
	
	

6 Ithute go ngwala nomoro.

10 lesome

10 10 10

7 Khalara dikhutlonnethwi ge o dutše o di bala.



Teacher:
Sign:
Date:

11 12 13 14 15 16 17 18 19 20



Nomora 1 go fihla go 10

Šomiša menwana ya gago go dira dinomoro tše. Ka morago kopisa dinomoro.

	1	1
	2	2
	3	3
	4	4
	5	5
	6	6
	7	7
	8	8
	9	9
	10	10

Go ngwala dinomoro 6 - 10

Ithute go ngwala dinomoro tše.



6 tshela 6 6 6 6



7 šupa 7 7



8 seswai 8 8



9 senyane 9 9



10 lesome 10 10

Teacher:
Sign:

Date:

11 12 13 14 15 16 17 18 19 20



Boemo le bolumo

1 Thala meetse a mantši ka gare ga setšhelo sa ka go la mmagoja.





2 Swaya o bontšhe gore ke setšhelo sefe se se sweregó bontši.



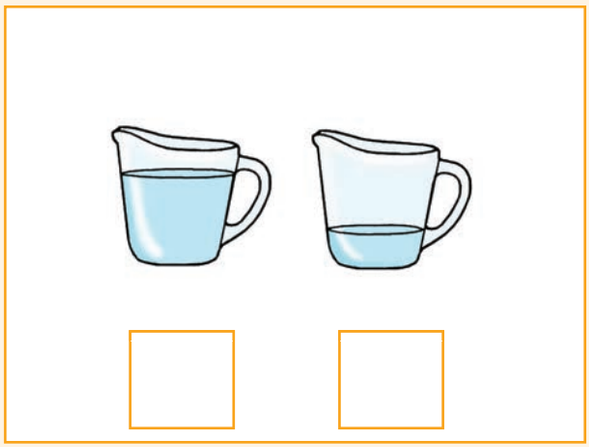

3 Swaya o bontšhe gore ke setšhelo sefe se se sweregó bonnyane.

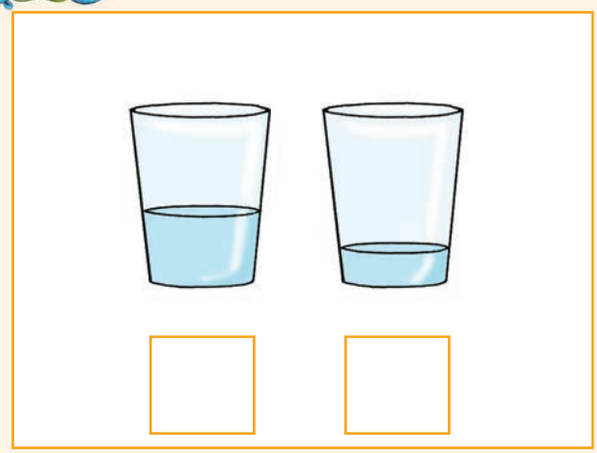

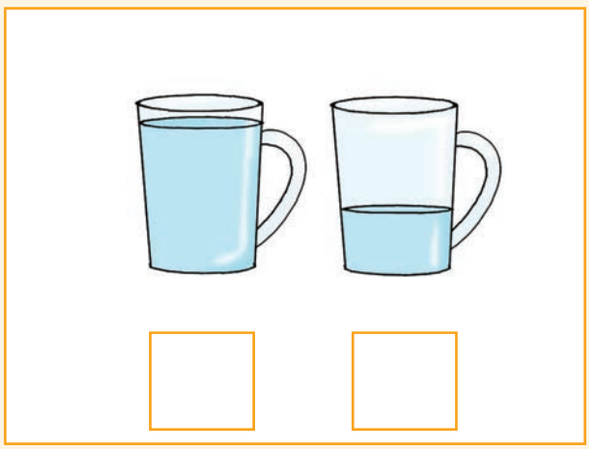



Khalara galase ya bobedi gore e bontšhe tšusi ye nnyane go ya galase ya mathomo.



Khalara galase ya bobedi gore e bontšhe tšusi ye ntši go feta ya galase ya mathomo.





Dira sediko mo go, go feta, go fetwa ke goba go lekana le.



Galase ye talalerata e na le | go feta | go fetwa ke | go lekana le | galase ye khubedu.





Galase ye talalerata e na le | go feta | go fetwa ke | go lekana le | galase ye khubedu.





Galase ye talalerata e na le | go feta | go fetwa ke | go lekana le | galase ye khubedu.





go feta	go fetwa ke

Teacher:
Sign:
Date:



Nomora 1 go fihla go 10

Ka polokong ye nngwe le ye nngwe dira sediko go sehlopha se se nago le dibopego tše nnyane go feta.

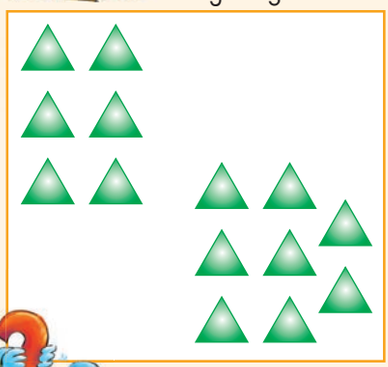

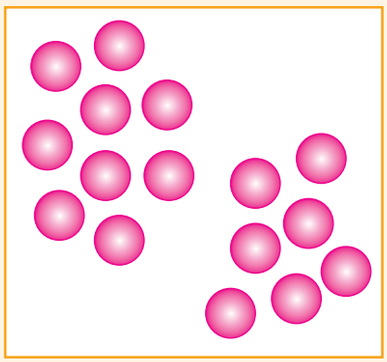

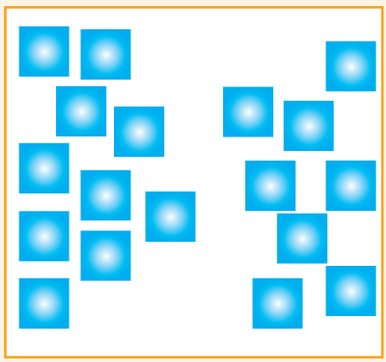

Ngwala dinomoro go tloga go ye nyennyane go ya go ye kgolokgolo mo mothalopalong.

2 4 3 6 1 5

4 6 8 7 9 5

Khalara nomoro ye nyennyane kudu ka botalamorogo gomme ye kgolokgolo ka mmala wa namune.

7	4	3
5	1	6

9	10	8
4	6	2

Rarolla tše di latelago. O ka no thala diswantšho gore di go thuše.

5 oketšegile ka 1. ☐

5 e fokotšegile ka 1. ☐

6 e oketšegile ka 2. ☐

7 e fokotšegile ka 2. ☐

Mothalo wa dipheta



Ngwala dinomoro tše di tlogetšwego.

1	2	3	4	5	6	7	8	9	10
1	2	3		5	6	7	8	9	10
1	2	3			6	7	8	9	10
1	2		4	5	6		8		10
1	2	3		5	6	7			10
	2		4	5		7	8		10
1		3	4	5	6	7		9	
1									
10	9	8	7	6	5				

Teacher:
Sign:

Date:

11 12 13 14 15 16 17 18 19 20



Oketšegile, lekana, fokotšegile

Nyalanya dilo tše di lego go la nngele le tše di lego go la mmagoja.
Khalara karabo ya maleba.



swana	go se swane



swana	go se swane



swana	go se swane



swana	go se swane



Bolela gore na poloko ya bobedi e feta, ke ye nnyane go, goba e lekana le poloko ya mathomo. Khalara karabo ya maleba.

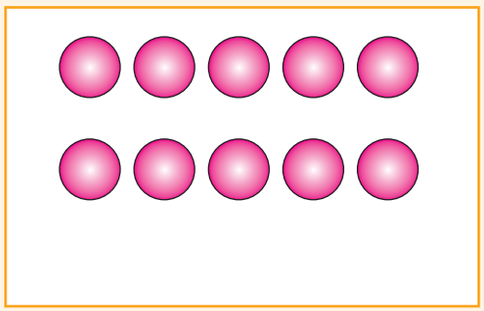

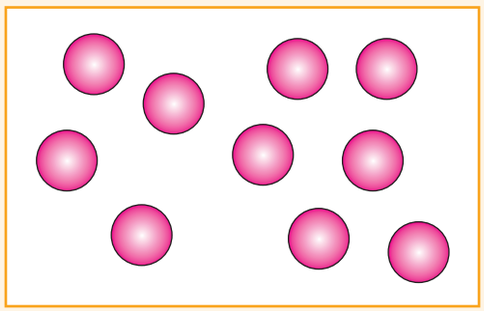

kgolo

lekana

nnyane

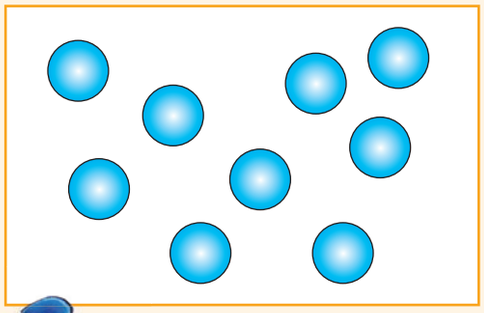

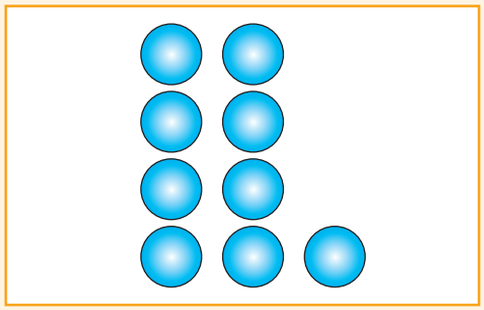

kgolo

lekana

nnyane



Nyalanya dilo le nomoro.

1	
2	
3	
4	
5	
6	
7	
8	
9	
10	







Teacher:
Sign:

Date:

11 12 13 14 15 16 17 18 19 20



Go hlakanya malekere

Hlakanya malekere a gomme o ngwale dikarabo.



2 + 3 = 5

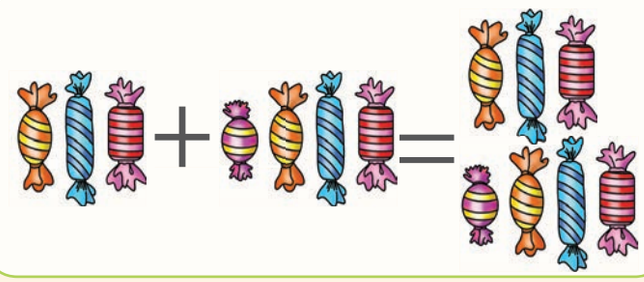

3 + 4 = ...

Hlakanya dinomoro.





5 + 1 = 6



5 + 0 = ...



3 + 2 = ...



4 + 3 = ...

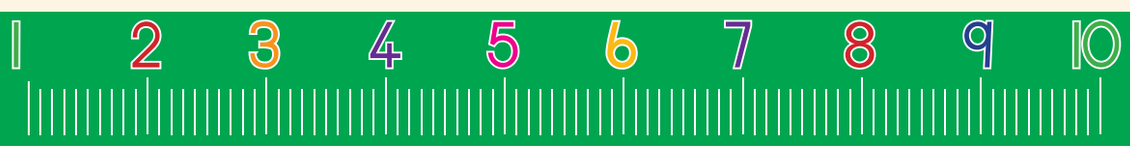



Leka tše.

3	+	6	=	9	1	+	1	=	
4	+	0	=	4	0	+	7	=	
0	+	5	=	5	3	+	2	=	
6	+	0	=		5	+	3	=	
2	+	2	=		7	+	2	=	
1	+	3	=		4	+	4	=	
2	+	5	=		5	+	1	=	
5	+	0	=		4	+	3	=	
1	+	8	=		2	+	6	=	
4	+	2	=		8	+	2	=	

Teacher:
Sign:

Date:

11 12 13 14 15 16 17 18 19 20





Go kgoboketša le go beakanya

Hlopha o be o dire sethalwa sa dikgoboketšwa tše di beakantšwego.



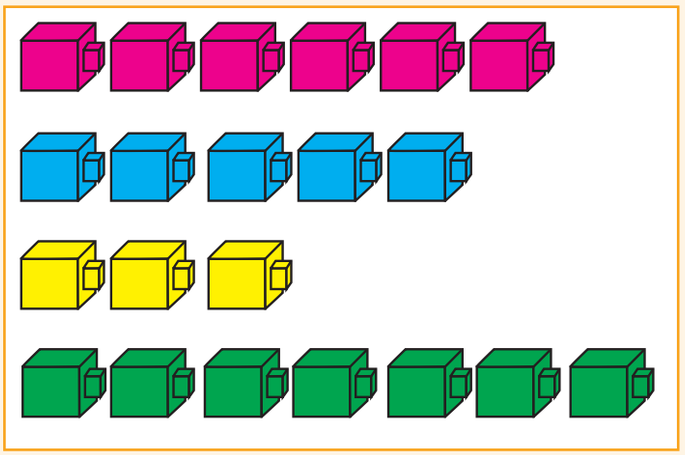



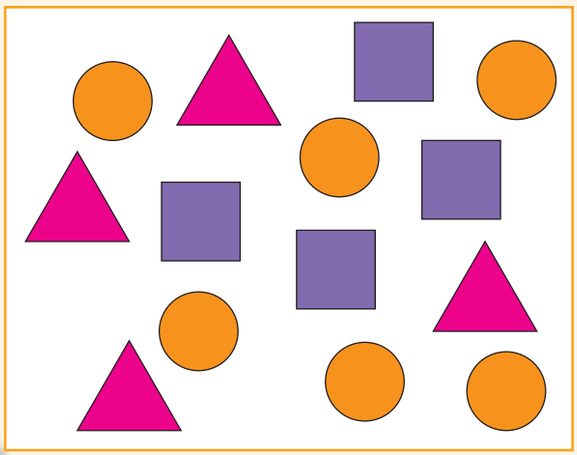

Hlopha matlakala a a latelago ka go dira sethalwa.



Go na le matlakala a makae a masorolane?	
Go na le matlakala a makae a mmala wa namune?	
Go na le matlakala a makae a matalamorogo?	



Teacher:
Sign:

Date:

11 12 13 14 15 16 17 18 19 20

Go hlakanya go fihla go 10: go tšwela pele go bala

Thala seswantšho gomme o ngwale lefokopalo go se sengwe le se sengwe.

Sarah o na le malekere a 3. Boati o na le malekere a 2. Ba na le malekere a makae ge a kopane?





A re baleng:

3	4	5

	+		=	

Ke na le dimabolo tše 4 gomme ka thopa tše 3. Ke na le dimabolo tše kae?



A re baleng:

4	5	6	7

	+		=	

Go be go na le dirurubele tše 5. Tše pedi di ile tša hlakana le tšona. Go na le dirurubele tše kae?



A re baleng:

5	6	7		

	-		=	

Ngwala dinomoro mo go mothalopalo ka morago o ngwale lefokopalo go ye nngwe le ye nngwe.

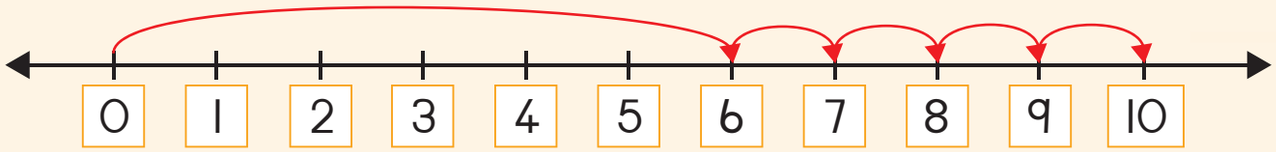

6 + 4 = ☐

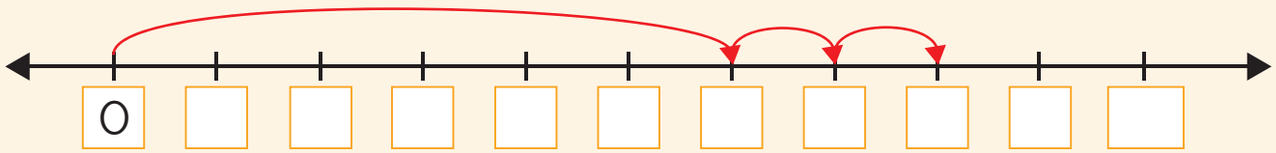

☐ + ☐ = ☐

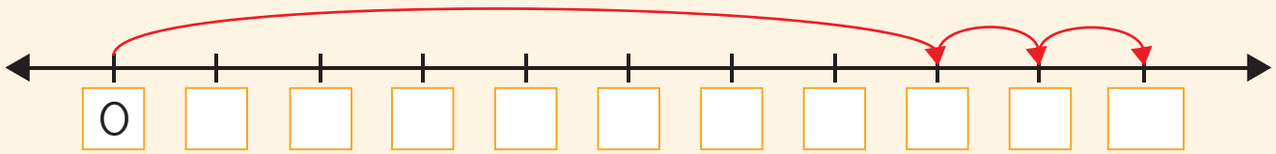

☐ + ☐ = ☐

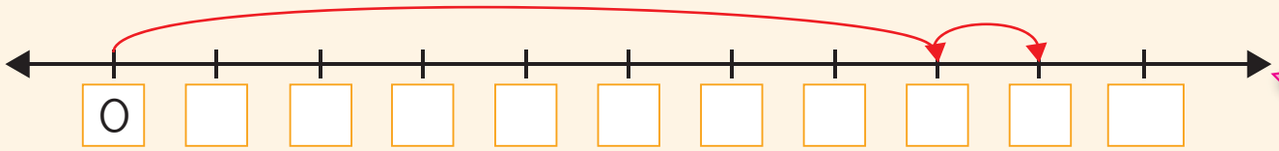

☐ + ☐ = ☐

Teacher:
Sign:

Date:

11 12 13 14 15 16 17 18 19 20



Go hlakanya: go aga le go pshatla go fihla go 10

Khalara gomme o laetše tše di latelago.

1 + 9	● ● ● ● ● ● ● ● ● ●
2 + 8	○ ○ ○ ○ ○ ○ ○ ○ ○ ○
3 + 7	○ ○ ○ ○ ○ ○ ○ ○ ○ ○
4 + 6	○ ○ ○ ○ ○ ○ ○ ○ ○ ○
5 + 5	○ ○ ○ ○ ○ ○ ○ ○ ○ ○

Ngwala palo ya:

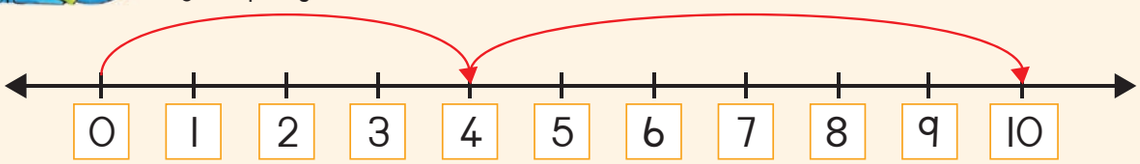

4 + 6 = ☐

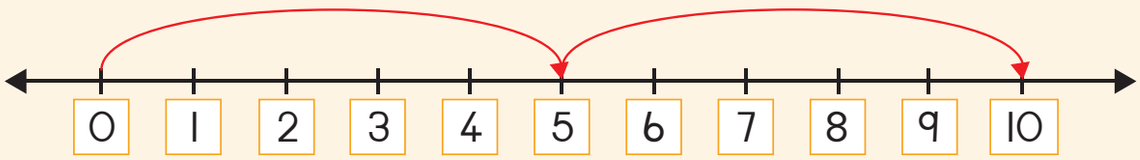

☐ + ☐ = ☐

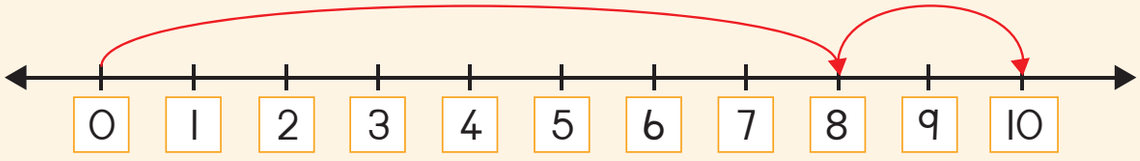

☐ + ☐ = ☐

1 2 3 4 5 6 7 8 9 10

Šomiša palo ya matšoba go hlama lefokopalo la gago.



+ + =



+ + =



+ + =



+ + =

Ngwala palo ya:

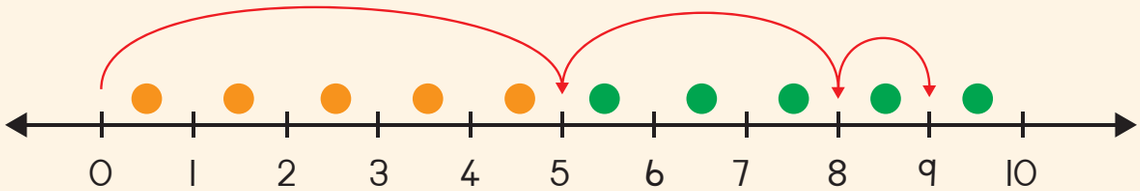

+ + =

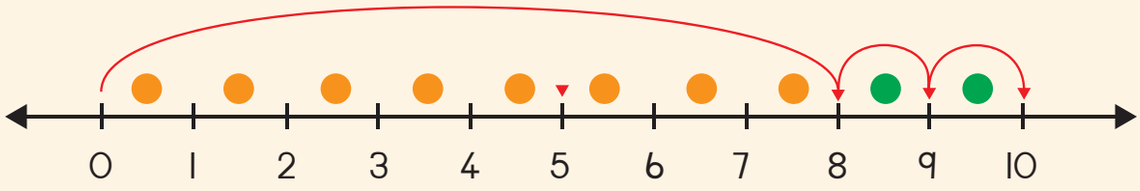

+ + =

Teacher:
Sign:

Date:



Go pedifatša le go ripa gare

Araba tše di latelago.

Na o bona basetsana ba bakae?



Bjale o bona basetsana ba bakae?



I gabedi ke 2. Ge re tšea seripagare sa basetsana go tla šala basetsana ba bakae?

O bona maoto a makae?



Bjale o bona maoto a makae?



Re re 2 gabedi ke 4.
Bjale seripagare sa 4 e tla ba eng?

Na o bona maotwana a makae?



Bjale o bona maotwana a makae?



Re re 3 gabedi ke 6.
Seripagare sa 6 e tla ba bokae?

O bona maoto a makae?



Bjale o bona maoto a makae?



Re re 4 gabedi ke 8.
Na seripagare sa 8 e tla ba bokae?

O bona menwana ye mekae?



Bjale o bona menwana ye mekae?

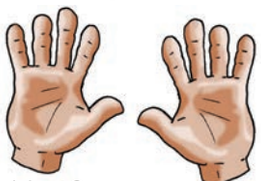

Re re 5 gabedi ke 10.
Na seripagare sa 10 e tla ba bokae?



Rarolla tše di latelago ka go khalara. Ngwala palo.

Ke na le dimabole tše 4, gomme mogwera wa ka o na le tše 4. Re na le dimabole tše kae ge di kopane?
Khalara palo ye e nepagetšego ya dimabole.

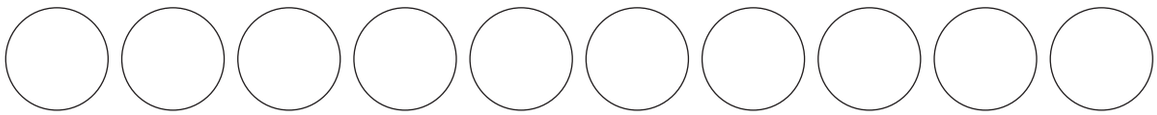

\+ =



Araba tše di latelago.

1 gabedi ke

2 gabedi ke

3 gabedi ke

4 gabedi ke

5 gabedi ke

seripagare sa 2 ke

seripagare sa 4 ke

seripagare sa 6 ke

seripagare sa 8 ke

seripagare sa 10 ke

Teacher:
Sign:

Date:

11 12 13 14 15 16 17 18 19 20



Dibopego



Feleletša dibopego tše.

sekwere



sediko



khutlotharo

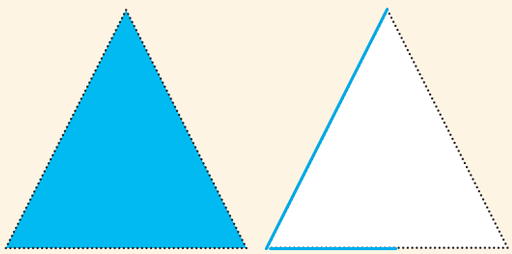

khutlonnethwi





Šomiša dibopego tše nne tša mo godimo go thala seswantšho. O ka šomiša dibopego go feta gatee.





Diriša dibopego tše di setilwego go hlama dibopego tše.

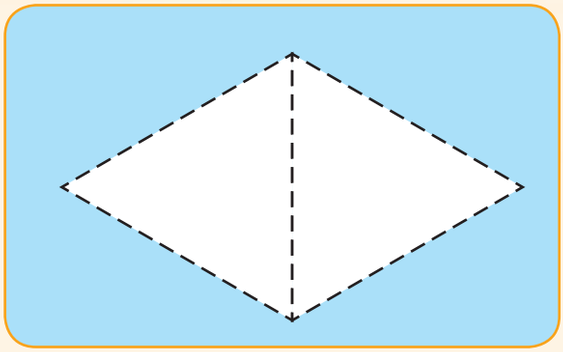

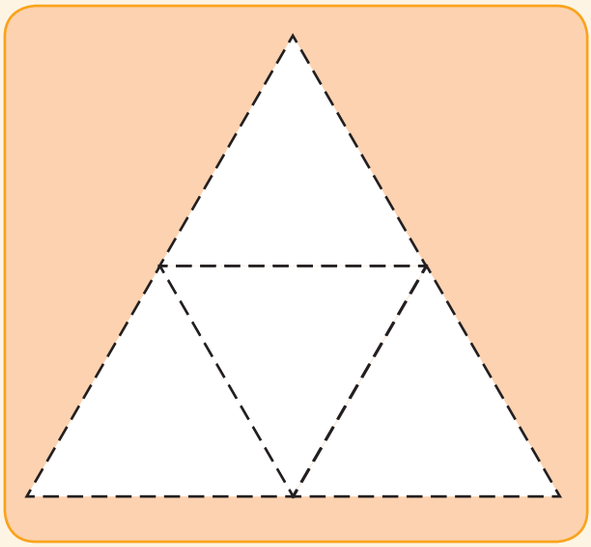

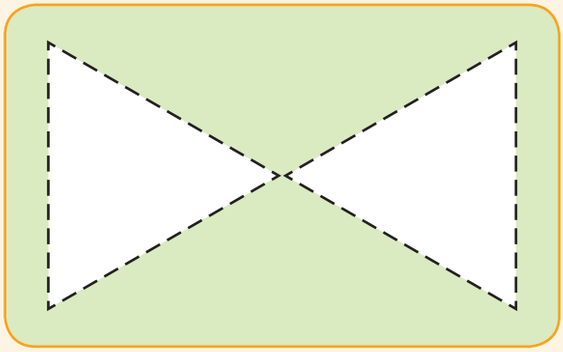



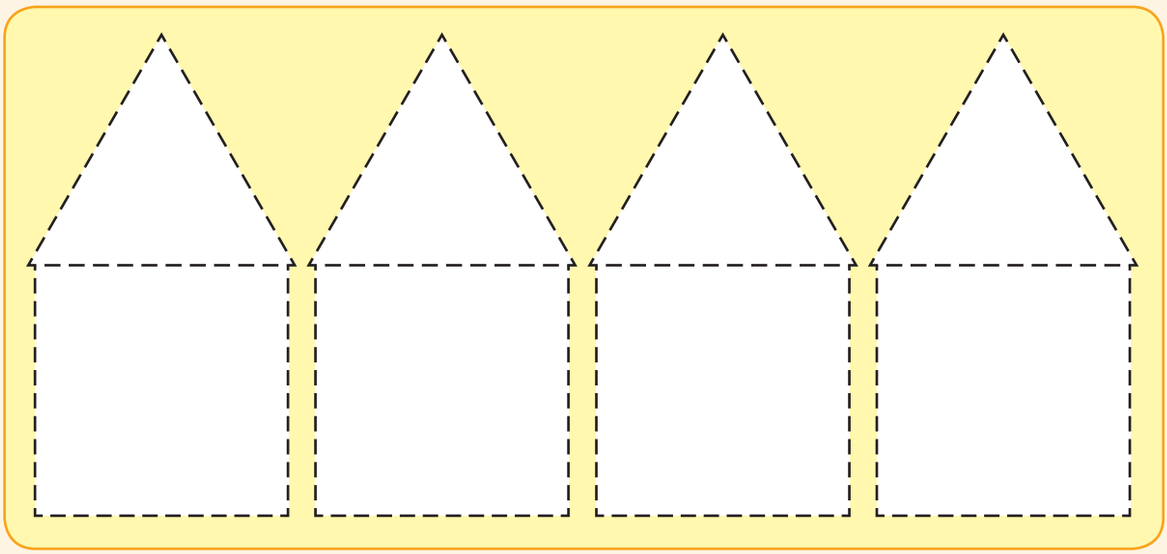

Teacher:
Sign:

Date:



48b

Dibopego tše dingwe gape tša mahlakorepedi (2-D)



Hlopha dibopego gomme o thale seswantšho ka tše o di kgethilego.

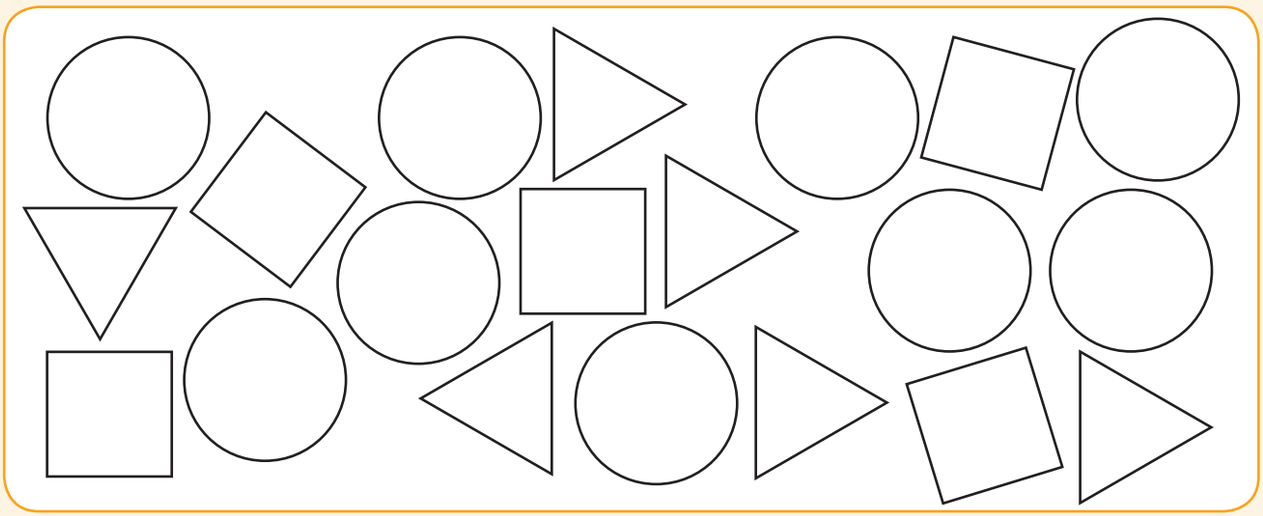

khutlotharo	sediko	sekwere

Go na le dikhutlotharo tše kae? ☐

Go na le didiko tše kae? ☐

Go na le dikwere tše kae? ☐



Nyaka dibopego

Nyaka dibopego tša go fapana gomme o di bale.

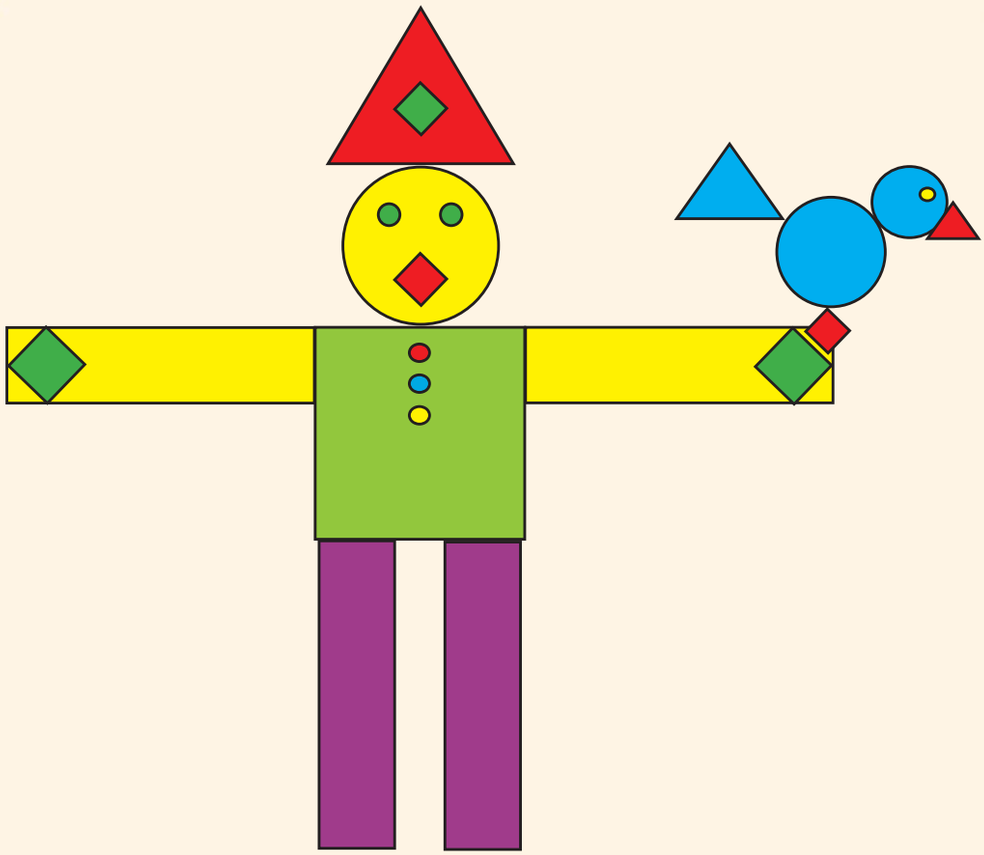

	Na o ka kgona go hwetša dikwere tše kae?	
	Na o ka kgona go hwetša didiko tše kae?	
	Na o ka kgona go hwetša dikhutlotharo tše kae?	
	Na o ka kgona go hwetša dikhutlonnethwi tše kae?	

Teacher:
Sign:

Date:



Dihlopha tša di-2 go fihla go di-10

Araba dipotšišo:



O bona bana ba bakae?

O bona diphere tše kae tša maoto?

Ngwala palo ya diphere tša maoto. 2 + 2 + 2 =



Thala didiko go dikologa tše di latelago:

dihlopha tše 2 tša di-2



dihlopha tše 4 tša di-2

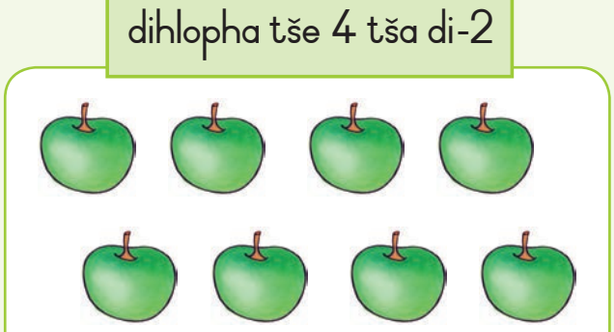



dihlopha tše 5 tša di-2



dihlopha tše 6 tša di-2





Ngwala palo ya tše di latelago:

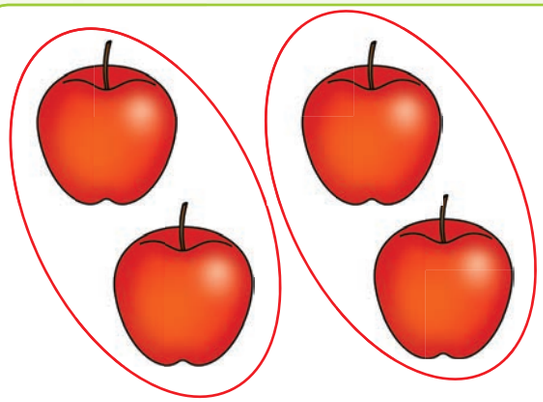

2 + 2 =





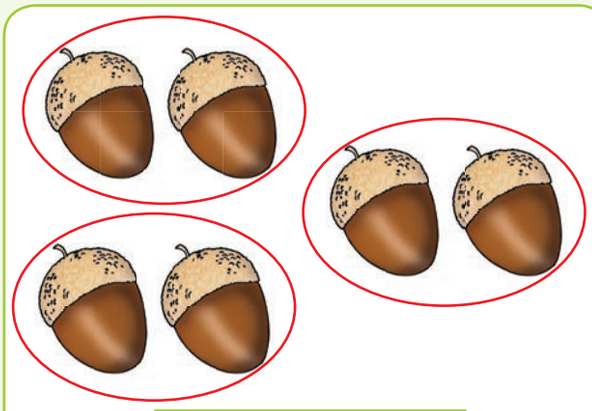

Teacher:
Sign:

Date:

Go hlakanya mo go bušeletšwago ga di-2 go fihla go 10



Go na le maoto a makae? Ngwala palo ya ona.



2 + 2 + 2 = 6









Balela gomme o thale seswantšho.

2 + 2 = 4 	2 + 2 + 2 =
2 + 2 + 2 + 2 =	2 + 2 + 2 + 2 + 2 =





Ngwala palo ya:

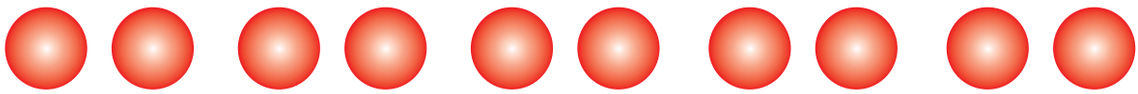

2 + 2 + 2 + 2 + 2 =





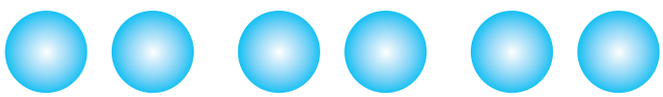



Bala dinomoro tše ka di-2 ka morago o khalare di-2 ka moka.

1	2	3	4	5	6	7	8	9	10



Teacher:
Sign:

Date:

11 12 13 14 15 16 17 18 19 20





Dipatrone tša di-2 go fihla go 20

Thala mothalo go nyalanya nomoro ye e tlogetšwego.
Re go diretše ya mathomo. Bjale feleletša metabogo ye mebedi gape.

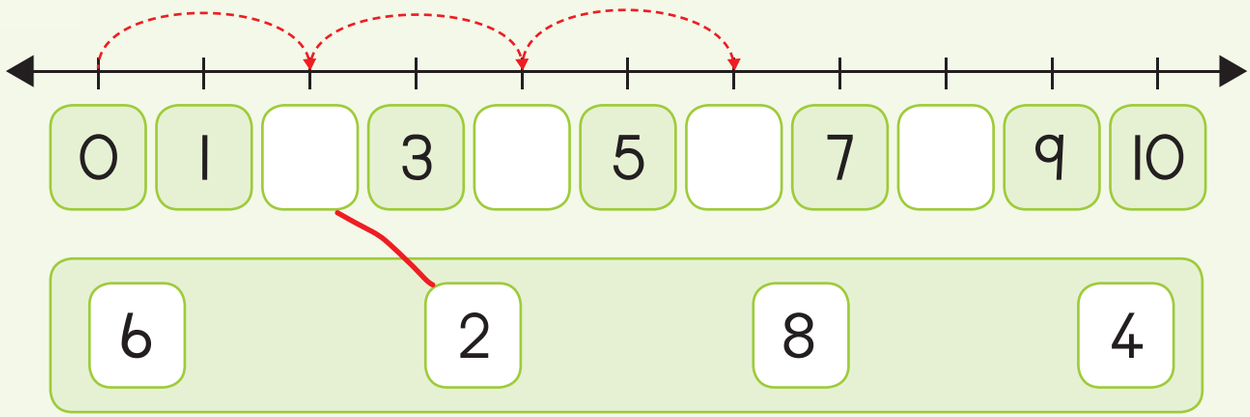

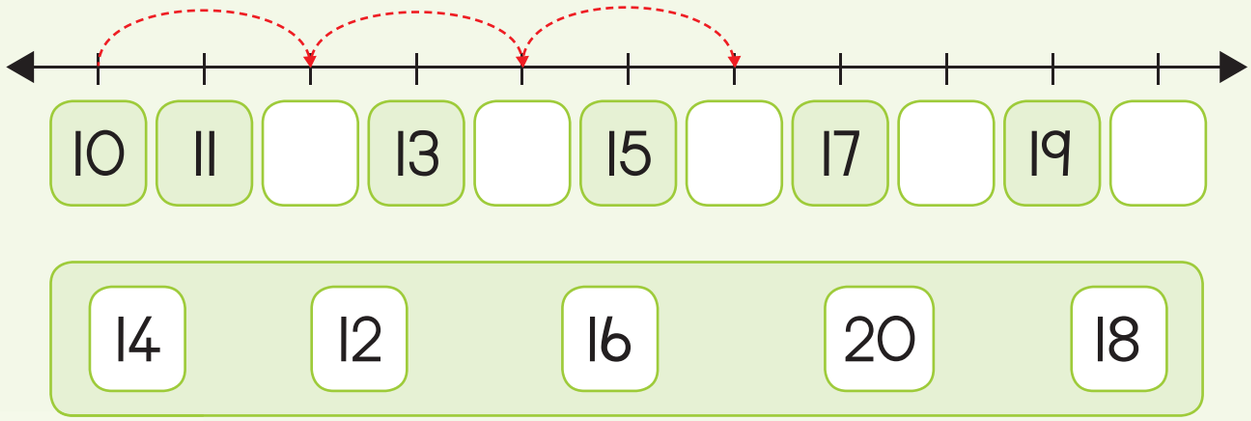



Feleletša patrone ka go khalara dinomoro.

1	2	3	4	5	6	7	8	9	10
11	12	13	14	15	16	17	18	19	20







Thala metabogo go bontšha tše di latelago.

8	10	12	14

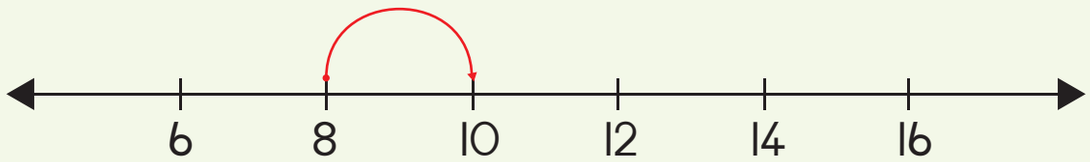

12	14	16	18



4	6	8	10





Teacher:
Sign:

Date:







Dihlopha tša di-3 go fihla go 10

Araba dipotšišo.



O bala dipanana tše kae?

Go na le dihlopha tše kae?

Ngwala lefokopalo.



Thala didiko go dikologa tše di latelago:

dihlopha tše 2 tša di-3



dihlopha tše 3 tša di-3







dihlopha tše 4 tša di-3



sehlopha se 1 sa di-3





Ngwala lefokopalo la tše di latelago:



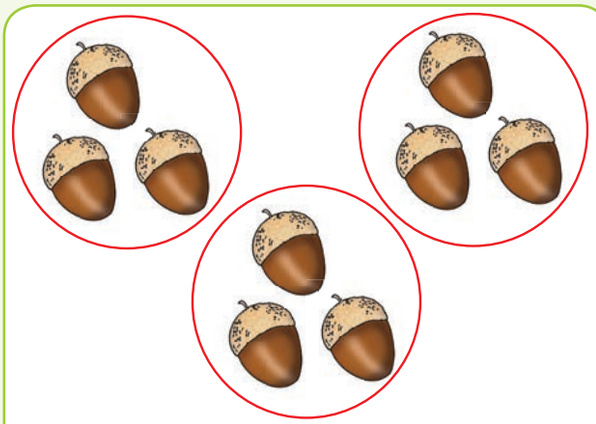



Thala dihlopha tše 2 tša di-3.



Teacher:
Sign:

Date:

Go hlakanya mo go buše letšwago ga di-3 go fihla go 10



Go na le maotwana a makae? A ngwale bjalo ka palo.













Thala dibopego go bontšha tše di latelago.

3 + 3 = ☐

3 + 3 + 3 = ☐



Ngwala palo ya:



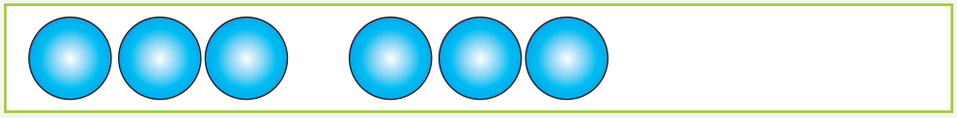



Ke rekile matšoba a makae kua mmarakeng?





Palo.



Teacher:
Sign:

Date:







Dihlopha tša di-4 go fihla go 10

Bala dibopego gomme o ngwale nomoro.





Ke bone diphoofolo tše di latelago kua serapeng sa diphoofolo.
Ke bone maoto a makae?
Ngwala lefokopalo la ye nngwe le ye nngwe.



4 + 4 = 8







Thala dibopego go dikologa tše di latelago go hlama:

dihlopha tše 2 tša di-4



sehlopha se 1 sa di-4



dihlopha tše 2 tša di-4

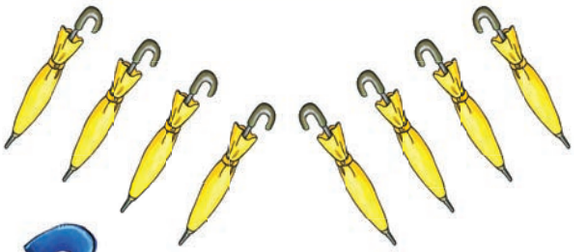

sehlopha se 1 sa di-4



Ngwala palo ya tše di latelago:



4 + 4 =







Teacher:
Sign:

Date:

11 12 13 14 15 16 17 18 19 20

55

Go hlakanya mo go bušeletšwago ga di-4 go fihla go 10



Go na le maoto a makae? Ngwala palo ya ye nngwe le ye nngwe.







1 2 3 4 5 6 7 8 9 10



Thala dibopego go bontšha tše di latelago.

4	+	4	=			

Ngwala palo ya:

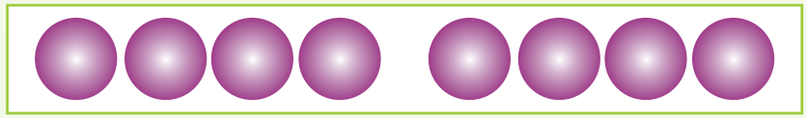

Boati o pakile dikuku tše 4. Phuki o pakile dikuku tše 4.
Ba pakile dikuku tše kae ge di hlakane? Dira sediko go palo ya maleba ya dikuku.



Palo.

Teacher:
Sign:

Date:



Dihlopha tša di-5 go fihla go 10



Araba dipotšišo.





O bona menwana ya maoto ye mekae leotong le lengwe le le lengwe?

Go na le menwana ya maoto ye mekae ge e kopane?

E ngwale bjalo ka palo.

5 + 5 =



Thala didiko go dikologa tše di latelago go dira:

sehlopha se 1 sa di-5



dihlopha tše 2 tša di-5







dihlopha tše 2 tša di-5



sehlopha se 1 sa di-5



Ngwala palo ya tše di latelago.

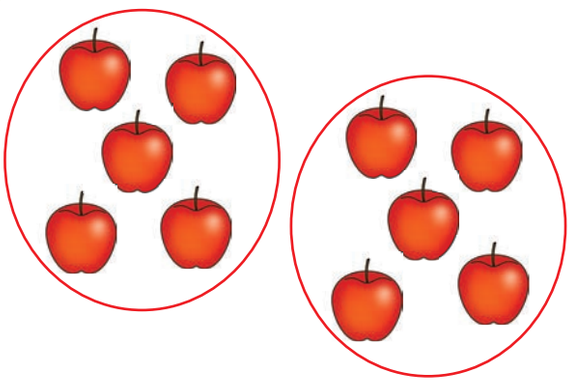







Teacher:
Sign:

Date:

Go hlakanya mo go bušeletšwago ga di-5 go fihla go 10

Go na le menwana ya diatla goba menwana ya maoto ye mekae?

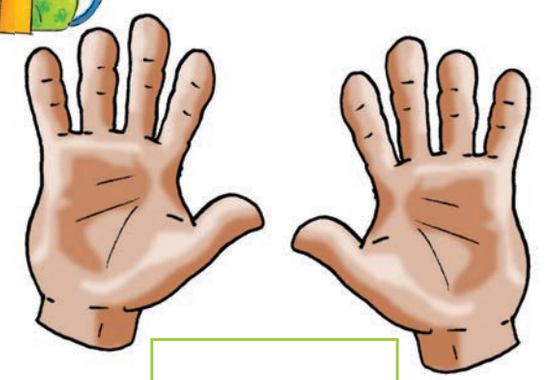





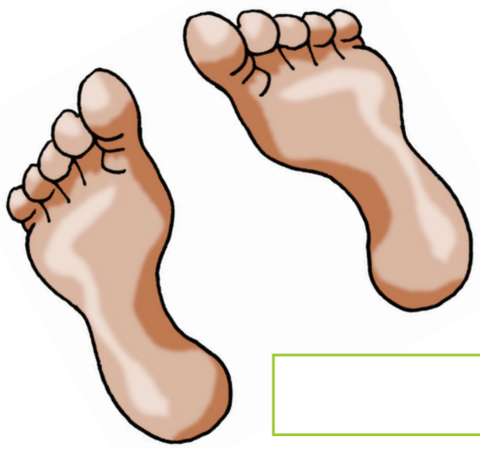









Thala dibopego go bontšha tše di latelago.

5	+	5	=		



Ngwala palo ya:

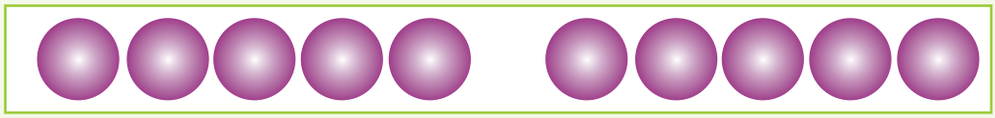



O na le menwana ya maoto ye mekae leotong le lengwe le le lengwe?
O na le menwana ye mekae ge e kopane? Thala seswantšho.

Palo:



O na le menwana ya diatla ye mekae seatleng se tee?
O na le menwana ye mekae ge e kopane? Thala seswantšho.

Palo:

Teacher:
Sign:

Date:

11 12 13 14 15 16 17 18 19 20





Dipatrone tše 5 go fihla go 20

Thala mothala go nyalanya nomoro ye e tlogetšwego... Re go diretše ya mathomo.
Feleletša metabogo ka go latela mehlala ya yona.

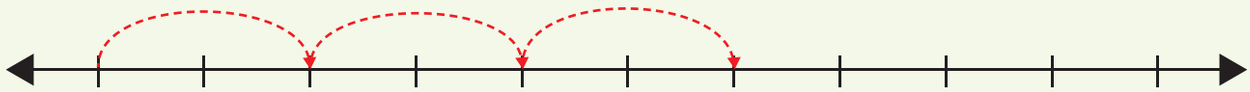

0	1	2	3	4		6	7	8	9	

5	15	10	20

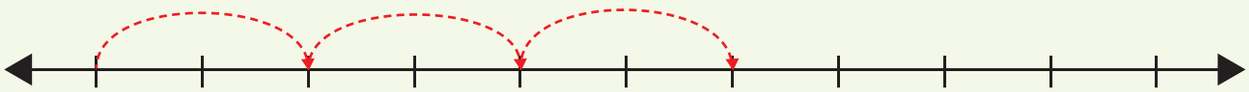

10	11	12	13	14		16	17	18	19	

5	15	10	20



Feleletša patrone ka go khalara dinomoro.

1	2	3	4	5	6	7	8	9	10
11	12	13	14	15	16	17	18	19	20



Thala metabogo go bontšha tše di latelago:

0	5	15	20

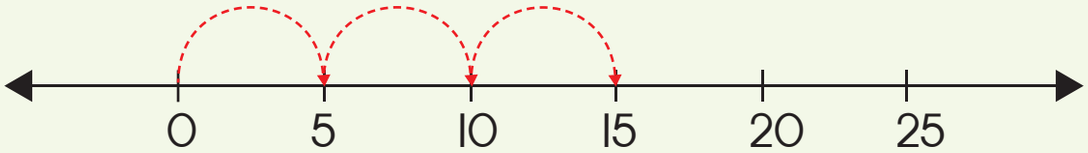

20	25	30	35

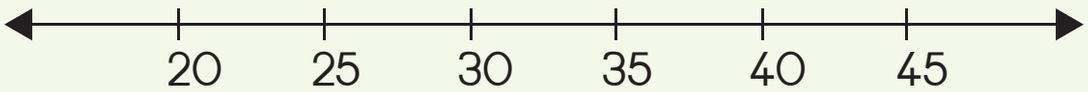

35	40	45	50



Teacher:
Sign:

Date:



Dipatrone tša di-10



Ngwala dinomoro tše di tlogetšwego.

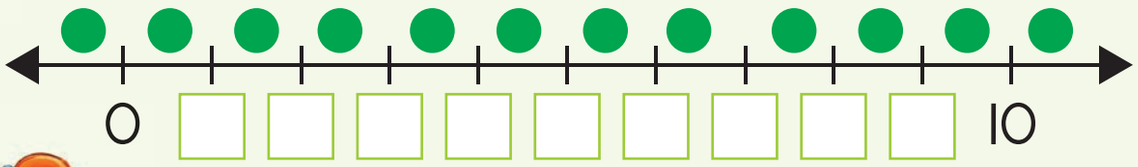



Thala dipheta tše 10 makgathe ga dikgala gomme o nyalanye nomoro le poloko ya maleba.



50 40 30 20



Feleletša mothalopalo ka go kopisa dinomoro tše di filwego mo dikgobeng tša maleba.

50 30 10 0 50 20 40



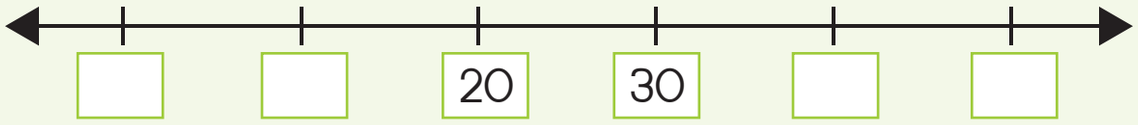







Feleletša papetla ya dinomoro ka go šomiša dinomoro tše di segilwego.

1	2	3	4	5	6	7	8	9	
11	12	13	14	15	16	17	18	19	
21	22	23	24	25	26	27	28	29	
31	32	33	34	35	36	37	38	39	
41	42	43	44	45	46	47	48	49	
51	52	53	54	55	56	57	58	59	
61	62	63	64	65	66	67	68	69	
71	72	73	74	75	76	77	78	79	
81	82	83	84	85	86	87	88	89	
91	92	93	94	95	96	97	98	99	

Šomiša dinomoro tše di segilwego go tšwa kua morago ga puku.



20	40	10	60	90	80
50	30	100	70		



Teacher:
Sign:

Date:





60a



Dinomoro le tšhelete

Šomiša mothaladi go nyalanya tšhelete ya dinomoro le tšhelete ya nnete.

R100	
R20	
R10	
5c	
R50	
50c	
R5	
R1	

1 2 3 4 5 6 7 8 9 10



Tšhelete: ya dipampiri le ya dikhoine.

Šomiša mothaladi go nyalanya tšhelete ya dinomoro le tšhelete ya nnete.



R100	R50	R10



R1	R5	R10



R1	50c	5c



R20	R5	R10

Teacher:
Sign:

Date:

60b



Dinomoro le tšhelete di tšwetšwa pele



Dira didiko mo go:

dikhoine tša di-5c



dikhoine tša di-10c



dikhoine tša di-20c





Dira didiko mo go:

Tšhelete ya pampiri ya di-R10





Dira didiko mo go:

Tšhelete ya pampiri ya di-R20



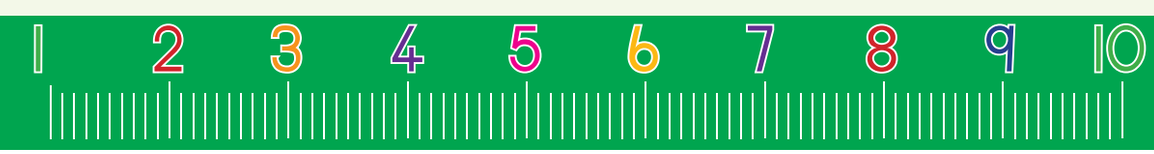



Dira didiko go dikhoine mothalong wo mongwe le wo mongwe tše di tla go dira di-20c.



Dira didiko go tšhelete ya pampiri mothalong wo mongwe le wa ye e tlago go dira di-R20.





Teacher:
Sign:

Date:

11 12 13 14 15 16 17 18 19 20

61



Tšhelete le tšhentšhi

Thala dikhoine tše di tlago go go palomoka ya:

a. 10c

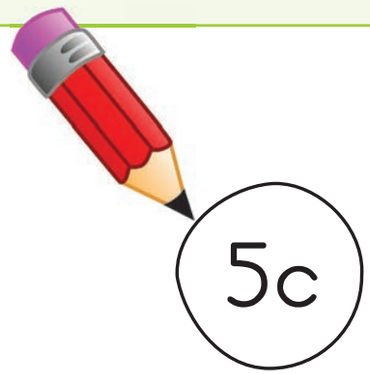

b. 20c

c. 15c







Hlakanya dikhoine. Khalara karabo ya maleba.

	10c	15c	20c
	10c	15c	20c
	10c	15c	20c



Ke na le tše di latelago ka separepokising sa ka.
Nka reka eng ka yona? Thala goba mamaretša seswantšho mo polokong.











Teacher:
Sign:

Date:

11 12 13 14 15 16 17 18 19 20





Tšhelete gape le tšhentšhi?

Ntšha khoine e tee ya 5c. O šaletšwe ke bokae?







5c



Go šetše bokae?















Go šetše bokae? Nyalanya tše di latelago.



5c



20c



15c



10c

Teacher:
Sign:

Date:

11 12 13 14 15 16 17 18 19 20





Sebopego, boemo le maemo

Hwetša o be o dire sediko go sebopego se se nago le sebopego le boemo bja go swana, le sebopego se se lego ka lepokising la mathomo.





Dira sediko go karabo ya maleba



Ke phoofolo efe ye e lego ka pele ga tlou?					
Ke phoofolo efe ye e lego ka morago ga mpša?					
Ke phoofolo efe ye e lego gare ga pitsi le mpša?					
Ge mpša e ka šuthela pele, na e tla thula phoofolo efe?					
Ge tlou e ka šuthela morago, na e tla thula phoofolo efe?					
Ke phoofolo efe ye e lego mo gare mo mothalong?					
Ke phoofolo efe ye e lego ya mathomo mothalong?					
Ke phoofolo efe ye e lego ya mafelelo mothalong?					

Teacher:
Sign:
Date:

64a

Dipatrone tša dibopego tša geometri

Oketša patrone ka sebopego se tee gape.

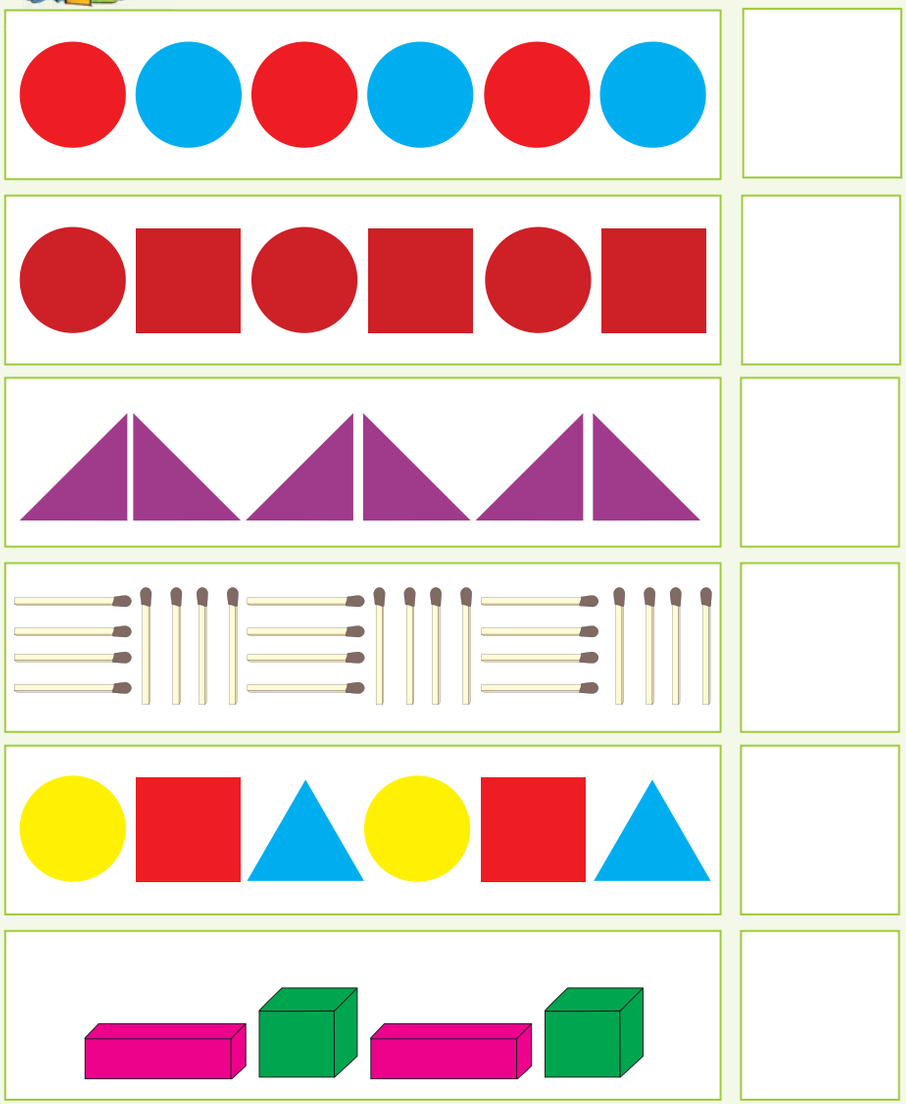

Hlama patrone ya gago ka dibopego tše di filwego.



Teacher:
Sign:
Date:

Sebopego le mmala

Khalara dibopego.

Khalara dikwere bohubedu.

Khalara didiko botalalerata.

Khalara dikhutlotharo botalamorogo.

Khalara dikhube boserolane.

Khalara dikgokolo bophepholo.

Khalara diprisimo bommala wa namune.

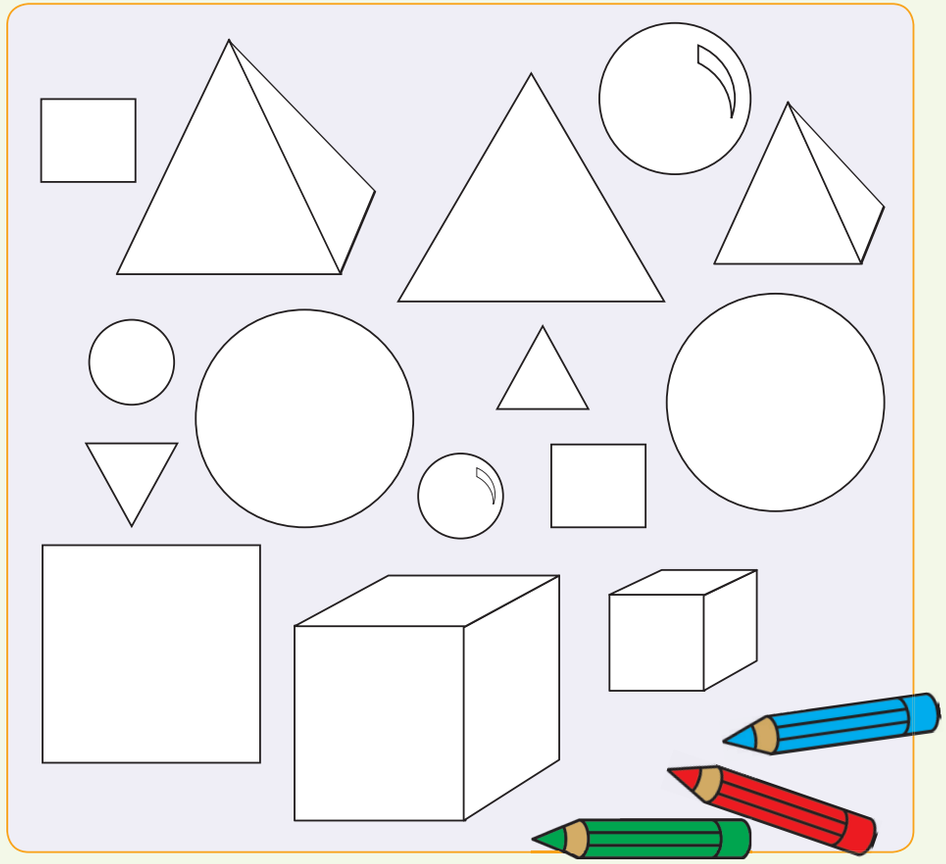

Dibopego le dilo tše thata

Dira sediko go dilo tše.

Dira sediko se sehubedu go

Dira sediko se setalalerata go

Dira sediko se setalamorogo go



Teacher:
Sign:
Date:



Shapes:

Cut out the shapes on the dotted lines. Now use them to do the worksheets in your book. Remeber to keep them safe so that you can use them over and over again.





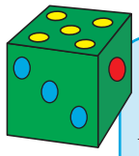

Make a dice:

Cut the dice out on the black outer line and fold on the white dotted lines. Glue the flaps to the inside of the dice.





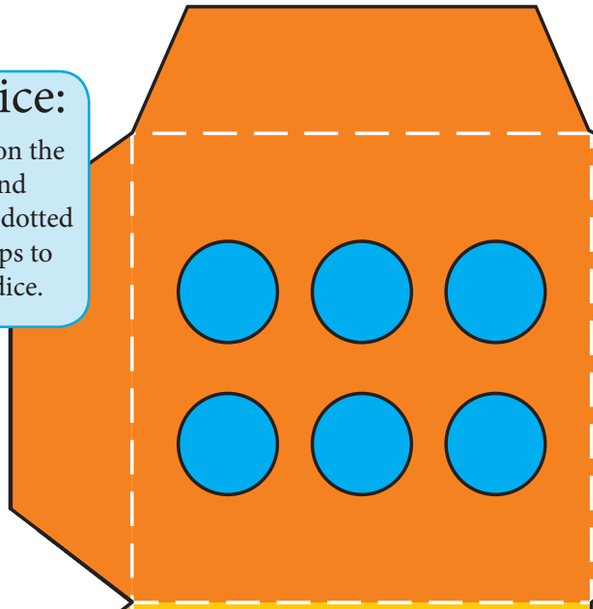

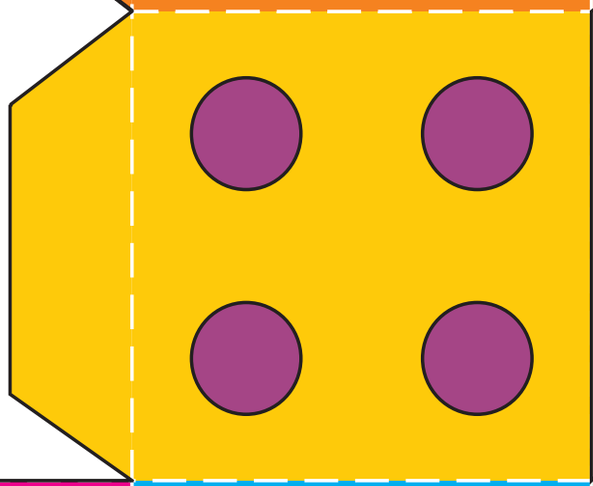

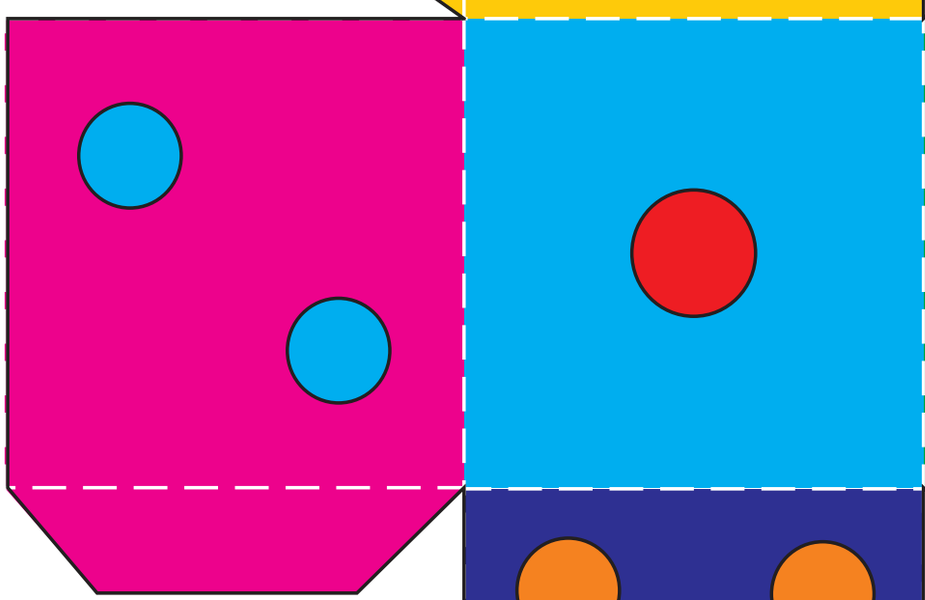

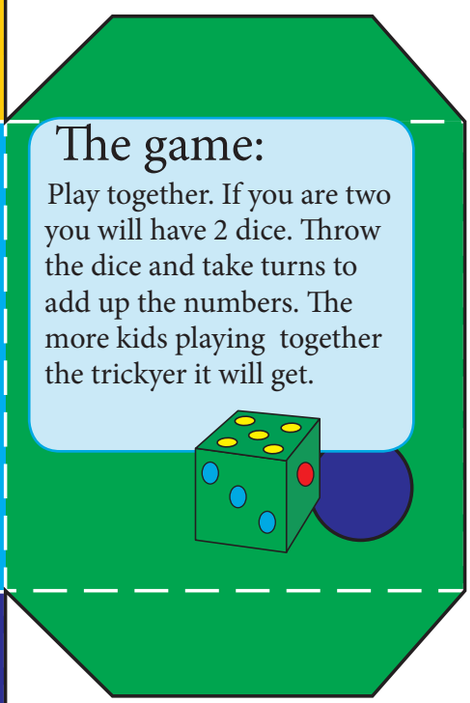

The game:

Play together. If you are two you will have 2 dice. Throw the dice and take turns to add up the numbers. The more kids playing together the trickyer it will get.



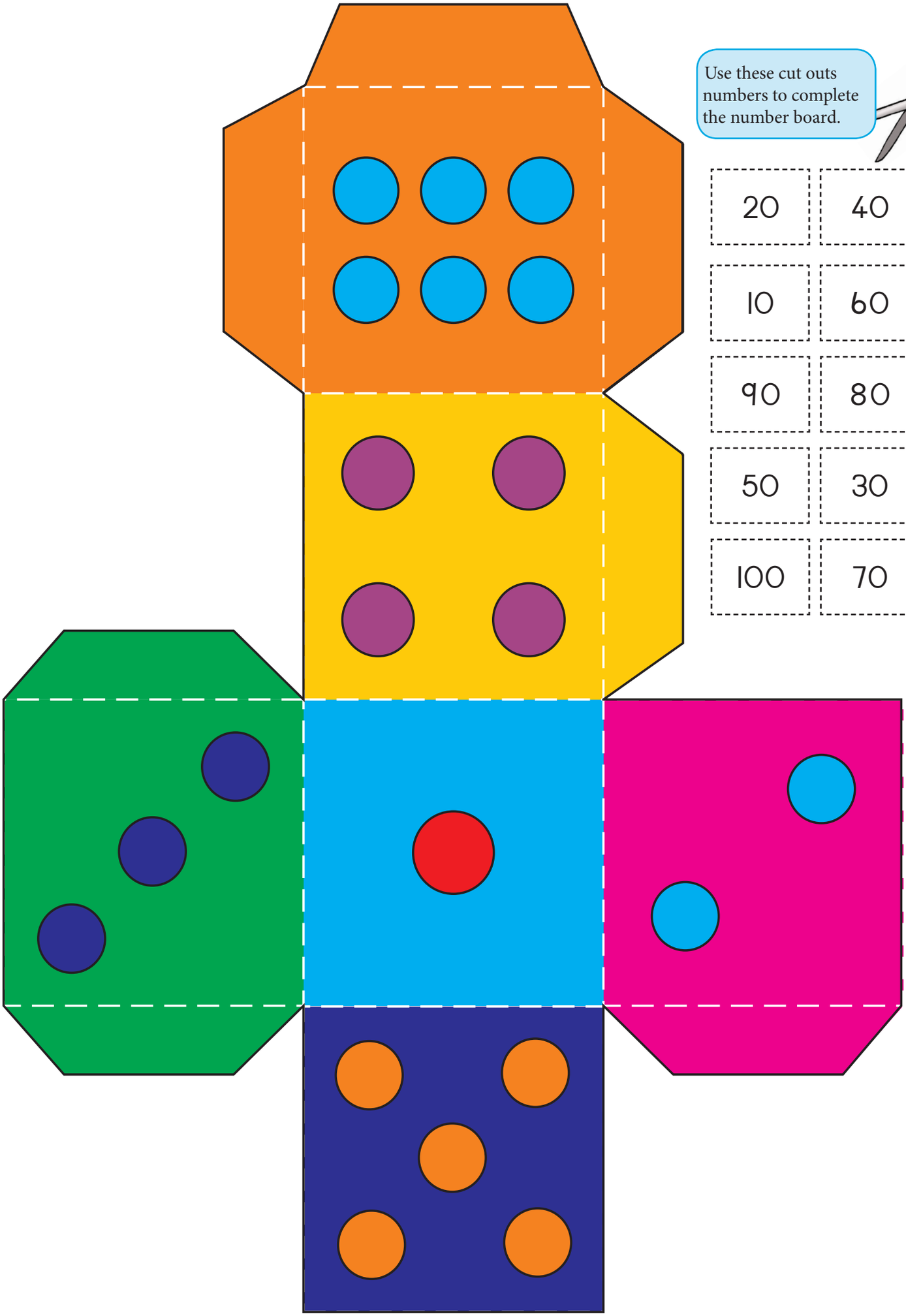

Use these cut outs numbers to complete the number board.

20	40
10	60
90	80
50	30
100	70