



ISBN 978-1-4315-0206-6



**FIRST ADDITIONAL
LANGUAGE – ENGLISH
GRADE 3 – TERM 3 – 4
ISBN 978-1-4315-0206-6
7th Edition
THIS BOOK MAY NOT BE SOLD.**



STICKERBOOK
Paste the stickers in the
correct spaces.

- Workbooks available in this series:
- First Additional Languages Grades 1–2
(In all official languages)
 - First Additional languages Grades 3–6
(In English)
 - Home Language Grades 1–6
(In all official languages)
 - Mathematics Grades 1–3
(In all official languages)
 - Mathematics Grades 4–9
(In English and Afrikaans)
 - Life Skills Grades 1–3
(In all official languages)

ENGLISH First Additional Language – Grade 3 Book 2

ISBN 978-1-4315-0206-6

**Revised and
CAPS aligned**



Grade 3



ENGLISH
**First Additional Language
Book 2
Term 3–4**



Name:

Class:



basic education
Department:
Basic Education
REPUBLIC OF SOUTH AFRICA

ENGLISH



Mrs Angie Motshekga,
Minister of
Basic Education



Mr Enver Surty,
Deputy Minister of
Basic Education

These workbooks have been developed for the children of South Africa under the leadership of the Minister of Basic Education, Mrs Angie Motshekga, and the Deputy Minister of Basic Education, Mr Enver Surty.

The Rainbow Workbooks form part of the Department of Basic Education's range of interventions aimed at improving the performance of South African learners in the first six grades. As one of the priorities of the Government's Plan of Action, this project has been made possible by the generous funding of the National Treasury. This has enabled the Department to make these workbooks, in all the official languages, available at no cost.

We hope that teachers will find these workbooks useful in their everyday teaching and in ensuring that their learners cover the curriculum. We have taken care to guide the teacher through each of the activities by the inclusion of icons that indicate what it is that the learner should do.

We sincerely hope that children will enjoy working through the book as they grow and learn, and that you, the teacher, will share their pleasure.

We wish you and your learners every success in using these workbooks.

AU Anthem

Let us all unite and celebrate together
The victories won for our liberation
Let us dedicate ourselves to rise together
To defend our liberty and unity

O Sons and Daughters of Africa
Flesh of the Sun and Flesh of the Sky
Let us make Africa the Tree of Life

Let us all unite and sing together
To uphold the bonds that frame our destiny
Let us dedicate ourselves to fight together
For lasting peace and justice on earth

O Sons and Daughters of Africa
Flesh of the Sun and Flesh of the Sky
Let us make Africa the Tree of Life

Let us all unite and toil together
To give the best we have to Africa
The cradle of mankind and fount of culture
Our pride and hope at break of dawn

O Sons and Daughters of Africa
Flesh of the Sun and Flesh of the Sky
Let us make Africa the Tree of Life



Life can be difficult sometimes, if you need someone to talk to



Childline Hotline: 08000 55 555



LoveLife Free Plz Cal Me 083 323 1023



SADAG

Suicide Crisis Line 0800 567 567/ 0800 212 223

or SMS 31393

Substance Abuse Line 0800 12 13 14 or SMS 32312

PLEASE CONTACT



Published by the Department of Basic Education
222 Struben Street
Pretoria
South Africa

© Department of Basic Education
Seventh edition 2017

ISBN 978-1-4315-0206-6

This book may not be sold.

The Department of Basic Education has made every effort to trace copyright holders but if any have been inadvertently overlooked the Department will be pleased to make the necessary arrangements at the first opportunity.



Grade



ENGLISH

First Additional Language
Book 2
Terms 3 and 4



This book belongs to:

Theme 1: Back to school again Term 3: Weeks 1 – 5

- 1 School in winter** 2
Discusses the picture.
Reads a dialogue.
Answers multiple choice questions based on the dialogue.
Phonics: oi and oy-sounds.
Uses given words to write sentences.
Writes sentences about the cold weather.
- 2 The seasons** 4
Draws a picture of himself/herself dressed for the day's weather.
Tells a friend what clothes they are wearing.
Writes five sentences about their picture.
Uses expressions about the weather.
Joins the sentences and then underlines oi and oy sounds.
Paste stickers and traces and reads words.
- 3 The school market** 6
Discusses the picture.
Reads text about school market.
Answers specific based on the text and the poster.
Classifies different food types.
Writes sentences about the school market.
- 4 About my weekend** 8
Draws what they did the previous weekend.
Explains drawing to a friend.
Writes sentences about the picture in the past tense.
Phonics (ai-sounds).
Rewrites sentences in the past tense.
Writes a postcard in the past tense.
- 5 The school concert** 10
Reads school concert programme and text.
Underlines and the counts frequency of "will" used in text.
Answers questions based on the text.
Phonics (ay-sounds).
Chooses five words and uses them in sentences.
Paste the stickers to match the words in word box.
Writes sentences about a school concert.

Theme 2: Health and safety Term 3: Weeks 1 – 5

- 6 Safety Day** 12
Reads pamphlets on safety.
Uses the words "First you must ... Then ... Lastly ..."
Performs a role play about safety.
Completes the maze to help the fireman collect all his equipment.
- 7 Staying safe** 14
Draws a picture to depict what the fire and road safety messages.
Writes sentences about their picture.
Phonics (i and ea-sounds).
Writes sentences using given words.
Writes words with the i- and ee-sounds copies them into the correct sound boxes.
Listen and repeat. (How much?)
Paste the stickers in the correct spaces.
- 8 Health Day** 16
Reads text about health day.
Tabulates what foods should be eaten and what foods should be avoided.
Discusses the food pyramid with a friend.
Paste stickers to build vocabulary about the different food types.
- 9 Don't get lost** 18
Writes a diary entry about a problem they had.
Writes their personal information required in an emergency.
Sorts and writes the words into the correct sound boxes (tch, ss, sh, ch, str, ur, ea, oa-sounds).
- 10 Just checking** 20
Practise "I like" and "I don't like"
Lists food they like and don't like.
Reads their friends' lists.
Fills in the plurals.
Phonics (ou-sounds).
Chooses five words and uses them in sentences.
Fills in "these" or "those".
Makes suggestions (Let's play, Let's run, Let's go)

Theme 3: The outdoors Term 3: Weeks 6 – 10

- 11 We go camping** 22
Reads text on camping.
Paste stickers to build vocabulary on camping.
Answers questions based on the text.
Phonics (a, e, sh ch-sounds).
Breaks up the words into their sounds
Writes the words in alphabetical order.
- 12 At night** 24
Sings Twinkle twinkle little star.
Rewrites sentences in past tense.
Phonics (str-sounds).
Chooses five words and uses them in sentences.
Completes the maze by following the footprints of each animal to see what they find.
- 13 We go fishing** 26
Reads a letter.
Answers questions about the letter.
Phonics (ll, ss and ff sounds).
Uses given words to write sentences.
Fun activity.
- 14 After fishing** 28
Discusses school news and home news with a friend.
Writes a letter to a friend about their news.
Phonics (tch-sounds).
Uses given words to write sentences.
Completes the words with these sounds ch, tch and str.
- 15 The fun fair** 30
Reads a diary entry.
Discusses questions based on the diary entry.
Phonics (ph-sounds).
Paste stickers to match words in box.
Writes sentences in the past, present and future tense.




Theme 4: Fun with friends

Term 3: Weeks 6 – 10

- 16 The fancy-dress party** 32
Reads text and invitation about a party.
Answers questions based on the text.
Formulates questions and then asks friends the questions.
- 17 Getting it right** 34
Concord using "is" or "are".
Identifies a pronoun for the underlined word.
Phonics (ch-sounds).
Chooses five words and uses them in sentences.
Fills in the correct punctuation marks.

- Makes requests (Please can you ... Please would you ...)
- 18 Bongzi and her friends build a tree house** 36
Reads narrative text.
Answers specific questions based on the text.
Tabulates answers in a table.
Matches adjectives and nouns.



- 19 Fun with a friend** 38
Plays language game.
Uses a, an or some.
Forms sentences in future tense.
Forms sentences in the past tense
Gives correct plurals.
- 20 Your friends are my friends** 40
Sings a song.
Creates a verse for the song.
Fills in the commands in the correct speech bubble.

Theme 5: Under the sea Term 4: Weeks 1 – 5

21 We go deep-sea diving 42

Discusses picture.
Reads narrative text.
Labels diagram of a fish.
Answers questions based on the text.
Phonics (ar-sounds).
Chooses five words and uses them to write sentences.

22 Getting it right 44

Uses stickers to show degrees of comparison.
Writes a caption for a picture.
Matches sentences to the correct picture.
Uses pronouns to complete the sentences.
Word game: Finds and circles the hidden words.
Paste the stickers (starfish, fish)

23 Make a shoe-box aquarium 46

Reads instructions to make a shoe-box aquarium.
Explains the instructions to a friend.
Answers specific questions based on the text.

24 I can make a ... 48

Writes instructions to make an item.
Explains instructions to a friend.
Phonics (ur, er and ir-sounds).
Chooses five words and uses them to write sentences.
Tell your friend how many things there are in each circle.
Identifies plurals.

25 What we will do 50

Trace the lines to say what they will do on the weekend.
Practises sentences in the future tense.
Asks questions and records the answers.
Matches the antonyms.

Theme 6: Storybooks Term 4: Weeks 1 – 5

26 Making up a story 52

Chooses a book cover for the book they would like to read.
Discuss in group what the book is about.
Answers questions about the book.
Rewrites sentences in past and future tense.
Fun activity – maize.

27 Dragon and alien stories 54

Draws a picture of a dragon or alien.
Writes adjectives to describe the dragon or alien.
Completes the dialogue bubbles.
Writes own story using a frame.
Paste stickers in correct order.

28 About the characters 56

Writes a diary entry summarising what happens to a character.
Formulates questions to ask the characters.
Asks questions based on a chart.
Uses stickers to show degrees of comparison.

29 Telling the Pooh story 58

Reads story of Winnie the Pooh and tells a friend the story using "First ...", "Then ...", "Then after that ...", "Then finally ...".
Answers specific questions based on the text.

30 Tear-out book 59

Takes turns to read and role play the poem about Christopher Robin.



Theme 7: About time Term 4: Weeks 6 – 10

31 The months of the year 62

Answers questions about the months of the year.
Fills in on the calendar things showing what they happened in each month.
Writes about your favourite month.

32 What we do 64

Discusses pictures with a friend.
Categorises what each child is doing and write a caption.
Phonics (ing-sounds).
Puts picture of story into sequence.
Writes a sentence for each picture.
Makes up a role play about the story.

33 Telling the time 66

Discusses with a friend the things done at different times.
Paste stickers to show what is done in the day or at night.
Identifies day and night-time activities.
Uses clock hands to show different times and discusses these with a friend.
Phonics (y-sounds).
Draws different times on the clock and writes sentences for activities done at these times.
Practises (Say it again. Excuse me. Please could you say that again).

34 What we like to do 68

Write sentences about what each child likes and does not like.
Underline all words ending in -ing.
Writes a letter about what they did the previous weekend.
Draws a picture about what they did the previous weekend.



Theme 8: Celebrations

Term 3: Weeks 6 – 10

35 Little drummer boy 70

Sings the Christmas song Little Drummer Boy.
Paste the stickers to make a Christmas alphabet.
Tells a friend what each letter stands for.
Writes the words for a celebration song.

36 Christmas time 72

Identifies which sentences are correct based on the picture.
Phonics (str, cr, dr, gr, br)
Writes Christmas cards with special messages for friends and for teacher.

37 Words and sounds 74

Forms words by joining the sounds (eam, ick, str, gr and tch-sounds).
Fills in card.
Makes requests (Do you have? May I have?)
Use the sounds to complete the words so that they match the pictures.

38 Enter a drawing competition 75

Draws a picture and writes a paragraph about it.
Post the form.
Certificate for completing FAL Grade 3.



THEME 1 BACK TO SCHOOL AGAIN

I

School in winter



Term 3 – Week 1 – 5



Let's talk

Look at the picture and talk about what you see.



Let's read

It is July. It's very cold and we are back at school after the school holidays.

Nomsa: I wish I had a hot-water bottle. I am very cold.

Ken: I wish I had a cup of hot soup.

Teacher: Now, children, we are going to learn about the different seasons.

Lulu: Brrrr! It's freezing!

Teacher: What season is it now? And how do we know this?

Sam: There are no leaves on the trees and it is the middle of July.

Ann: And it was below zero degrees last night.

We have a thermometer in our garden and it was minus two degrees last night.

Nomsa: We had frost in our garden and it killed the plants.





Let's write

Read the story and look at the picture again.
Then circle the number next to the correct answer.



What season was it?	
1	Summer
2	Autumn
3	Winter

Who wished for a hot-water bottle?	
1	Nomsa
2	Sam
3	Ken

How did Ann know that it was freezing?	
1	There was frost in the garden.
2	She saw the temperature on the thermometer.
3	The plants died.

Who wished for a cup of hot soup?	
1	Ken
2	Ann
3	Sam




Word work

Read the words and listen to the sounds. Then choose five words and use them to write five sentences in your exercise book.

boil	soil
toil	coin
oil	spoil

soya	toys
coy	boy
Roy	annoy

Circle the words in the word box that match the picture.



Let's write

Write five sentences about what the children wanted to do to get warm.



The seasons



Let's do

Draw a picture of yourself dressed for today's weather.
Tell your friend what clothes you are wearing.



Let's write

Write five sentences about your picture.



Listen and repeat



It is very cold.
I am shivering.
I am as cold as ice.
My fingers are cold.
I wish I had a hot-water bottle.





Let's write

Draw a line that joins the sentence in the blue box to a sentence in the pink box. Then circle all the words with an **oi** and an **oy**-sound.

I had nothing to play with so

The boy was hungry so

I could not pay because

We boil water and then



we made tea.

I bought a toy.

he boiled an egg.

I did not have money.

Sight words

like

little

live

long



Let's do

Use your stickers to show what we need when it is cold.

Paste the stickers in the correct spaces.



To wear



To sleep

To eat

To measure the temperature



Now paste in the correct stickers to show the four seasons.


	Spring	Summer	
	Winter	Autumn	

The school market




Let's talk

Look at the picture and then talk to your friend about the school market.



Let's read

Every year in August our school has a market to **raise** money. We all help. Even our parents and teachers help. They cook the food and the children play games and have different kinds of races. We always enjoy the market. There is always lots do and so much to eat. We hope that it will not **rain**.





Let's write

Read the poster and the story and then fill in the correct answers.



On what date is the school market?

What time will the school market start and end?

How much is the entry fee?

Will you see old people or young people at the market? Why?



Let's write

Make a list of different foods that you can buy at the school market.

Meals	Snacks	Sweet food



Let's write

Write five sentences about the school market.



About my weekend



Let's do

Draw three things you did last weekend.

Show your friend your pictures and tell him or her what you did.

--	--	--



Let's write

Now write a sentence about each picture. You must write them in the past tense.

1

2

3



Word work

Read the words and listen to the sounds. Then choose five words and use them to write five sentences in your exercise book.



rain	pail	stain
main	trail	strain
pain	grain	train

Circle the words in the word box that match the pictures.





Sight words

look

made

make

many



Let's write

Use these words to help you to write these sentences in the past tense.

was

went

walked

It is cold.

Yesterday it was

It is raining.

Yesterday

I go to school by bus.

Yesterday

John walks to school.

Yesterday



Let's write

Now write a postcard to your friend and tell her or him what you did last weekend.



When we talk about things that happened in the past we usually add -ed to the verb.

Dear _____

From



Friend's name

House number and street

City or town

Postal code

The school concert



Let's read

Read the programme and the story. Then underline the word will and count how many times it is used on this page.



What will you see?

New Town School Concert
 Date: 1 September
 Time: 12:00
 Where: New Town School Hall



Programme	
Grade 4	Choir
Grade 3	Gumboot dancers
Grade 2	Spring dance
Grade 5	The cat and the mouse
	Prizegiving

When we talk about things that will happen in the future we use the future tense.

Next month New Town School will have its Spring Concert. The children will sing and dance. First the choir will sing. They will sing The Lion King and Twinkle Twinkle Little Star.

Then Nomsa and Ann will do a special dance about the Cat and the Mouse.

Lastly, the principal will hand out prizes. I hope that I will get a prize.





Let's write

Read the programme and the story and then answer these questions.



Which class will sing in the choir?	
What songs will they sing?	
Which class will do the Gumboot Dance?	
Which class will do the Spring Dance?	
Who will do the Cat and the Mouse Dance?	
On what date will the concert be held?	
At what time will it start?	



Word work

Read the words and listen to the sounds. Then choose five words and use them to write five sentences in your exercise book.

Circle the word in the word box that match the picture.

day	pay	ray
may	bay	gay
say	lay	hay



Let's write

Write five sentences about a school concert.



THEME 2 HEALTH AND SAFETY

6

Safety Day

Term 3 – Week 1 – 5



Let's read

Today a fireman and a traffic officer came to our school.
They gave us these pamphlets to read.



Road safety



① Look for a safe place to cross.
Look all around you before
you cross a road.



② Listen for any traffic.
If you hear any traffic coming, WAIT.
Then look all around again.

③ If there is no traffic, walk across the road.
Look and listen for traffic while you cross
the road.



Let's do

Use the words:
First you must ...
Then you must ...
Lastly you must ...

- Make up a role play to tell your friends what the traffic officer says.
- Then make up a role play to tell your friends what the fireman says.



Fire safety

- ① Do not play with matches.
- ② You must always have 2 ways of getting out of a room in case there is a fire.




- ③ If there is a fire in your house and lots of smoke you must crawl to avoid smoke and heat. Get out fast.
- ④ Phone the fire brigade as soon as you get outside.



Fun

Help the fireman to collect all his equipment before he gets to the fire.



Staying safe



Let's do

Now draw a picture to show one of the warnings the fireman or the traffic officer gave the children.



Let's write

Now write five sentences about your picture.



Word work

Read the words and listen to the sounds. Listen to how the words in the blue boxes sound different to those in the pink boxes. Use five words to write five sentences in your exercise book.



hip	heap
lip	leaf
nit	neat

rip	reap
tip	teat
clip	clean





Let's write

Write ten words with the **i**-sound and ten with the **ee**-sound in the correct boxes.



Sight words

my

myself

never

new

green

dip

deep

fit

feet

grin

spit

seep

slip

crib

meet

pip

creep

sheep

sip

keep

sleep

mist

peep

ship

i-sounds

crib

ee-sounds

creep



Listen and repeat

Paste the stickers in the correct spaces.




How much does it cost?

How much is this chocolate?

How much is this doll?

How much is this book?

How much is this truck?



15



Let's read

Today the nurse came to our school. She said that we must eat good food to stay healthy. She showed us a food chart. We must eat more food from the bottom of the food pyramid. We must not eat sweets or chips, and we must not drink fizzy cooldrinks. We must rather drink milk and water. We should eat fruit and vegetables every day. We should start a vegetable garden and grow vegetables around our house.



Let's write

In the first column write down what foods we should eat every day. Then in the second column write down the foods that we should not eat.



Should eat

Should not eat



Let's talk

Look at the food pyramid and talk about the healthy foods and the foods that are less healthy. Which foods should we eat every day?



Let's do

Now paste your stickers in the correct food box.

Paste the stickers in the correct spaces.

Fruit and vegetables

Grains and cereals

Meat, fish, chicken and eggs

Dairy products



Don't get lost



Let's write

Write a diary entry about how you got lost and what happened next.

Date: _____

Dear Diary _____

POLICE:



10111



Let's write

Write down the details you should know if you get lost. Try to memorise the information.

NAME AND SURNAME:

TELEPHONE:

ADDRESS:

MY FINGERPRINTS:

Use lipstick or ink and press your left and right thumbprint here.

LEFT


RIGHT



Fun

Write these words into the correct sound boxes.

boat	burn	mess	curl	chip	seat	straw	shin
chin	fuss	shine	witch	match	street	strong	shop
chimp	string	hurt	coat	catch	miss	ship	beat
chop	goat	heat	meat	turn	latch	toad	kiss





Let's write

Now make a list of foods you like, and foods you don't like.

Then read your friend's lists and say what foods he or she likes and does not like.

I like ...

carrots

I do not like ...

beans



Let's talk

Tell your friend what foods you like, and what foods you don't like.

Say:

I like carrots but I don't like beans.



Plurals



Let's write

Fill in the plurals.

Singular	Plural
cat	cats
dog	
star	
apple	
book	
lip	
pet	

Remember

Some unusual plurals to remember:

Singular	Plural
tooth	teeth
child	children
foot	feet
man	men
person	people
fish	fish
sheep	sheep





Word work



Read the words and listen to the sounds.
Then choose five words and use them to
write five sentences in your exercise book.

round	sound	mouse
found	loud	house
bound	out	count

Circle the words in the word box
that match the picture.




Let's write

Fill in either **these** or **those**.



If things are
near, use **these**.
If they are
far, use **those**.



These are my books.


_____ are planes.



_____ are stars.





_____ are toys.



_____ are pets.

_____ are planets.



_____ are rockets.

_____ are vegetables.



Listen and repeat



Making suggestions

Let's play in the park.

Let's play soccer.

Let's go to the beach.

Let's run to class.

Let's read a story.

Let's go to the library.



THEME 3 THE OUTDOORS

II

We go camping




Paste the stickers in the correct spaces.

Term 3 – Week 6 – 10

Let's talk

Look at the picture and talk about what you see.



Let's read

Have you ever been camping? We are at a school camp in a game park and we are having a good time. We cook our food on a fire and we sleep in a tent. Tonight it is very, very dark and so we have to use our torches for light.

We hear the animal noises all the time. The owls hoot and the frogs and toads croak.

Ken and Nomsa want to follow the animal footprints to see if they can find a lion or an elephant. I hope that they don't find any lions near our tent.

Because it is a dark night we can see millions of stars shining through the trees.

We all sing "Twinkle, twinkle little star".





Let's write

Read the story and then answer the questions.



Sight words

no

now

of

off

Where are the children?

How do they cook their food?

What do Ken and Nomsa want to do? Why?

Would you like to find a lion near your tent? Why?

What noises do they hear?

Circle the words in the word box that match the pictures.



Word work

Read the words and listen to the sounds. The sounds of the words in the blue boxes are different from the sounds of the words in the pink boxes.



bad	bed
fad	fed
lad	led
tan	ten

ship	chip
shop	chop
shin	chin
shun	chum



Let's do

Break up these words into their sounds. Then clap the sounds.

different
dif fe rent

elephant
e le ph ant

shining
sh in ing

animal
an im al

tonight
to ni ght

camping
cam ping



Let's write

Now write the words in alphabetical order.

a b c d e f g h i j k l m n o p q r s t u v w x y z

1	
2	
3	

4	
5	
6	

At night



Let's sing

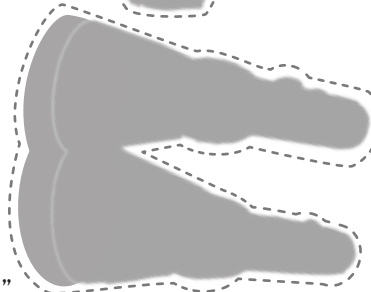


Twinkle, twinkle little star

Twinkle, twinkle, little star,
How I wonder what you are.
Up above the world so high,
Like a diamond in the sky.

When the blazing sun is gone,
When he nothing shines upon,
Then you show your little light,
Twinkle, twinkle, all the night.

Twinkle, twinkle, little star.
How I wonder what you are.
Up above the world so high,
Like a diamond in the sky.



Paste the stickers in
the correct spaces.



Let's write

Re-write these sentences starting with "Yesterday".
We have done the first one for you.

We walk in the dark.

Yesterday we walked in the dark.



We cook our food on the fire.

Yesterday

Nomsa and Ken look for a lion.

Yesterday


Today we are at a camp.

Yesterday



Word work

Read the words and listen to the sounds.
Then choose five words and use them to write
five sentences in your exercise book.



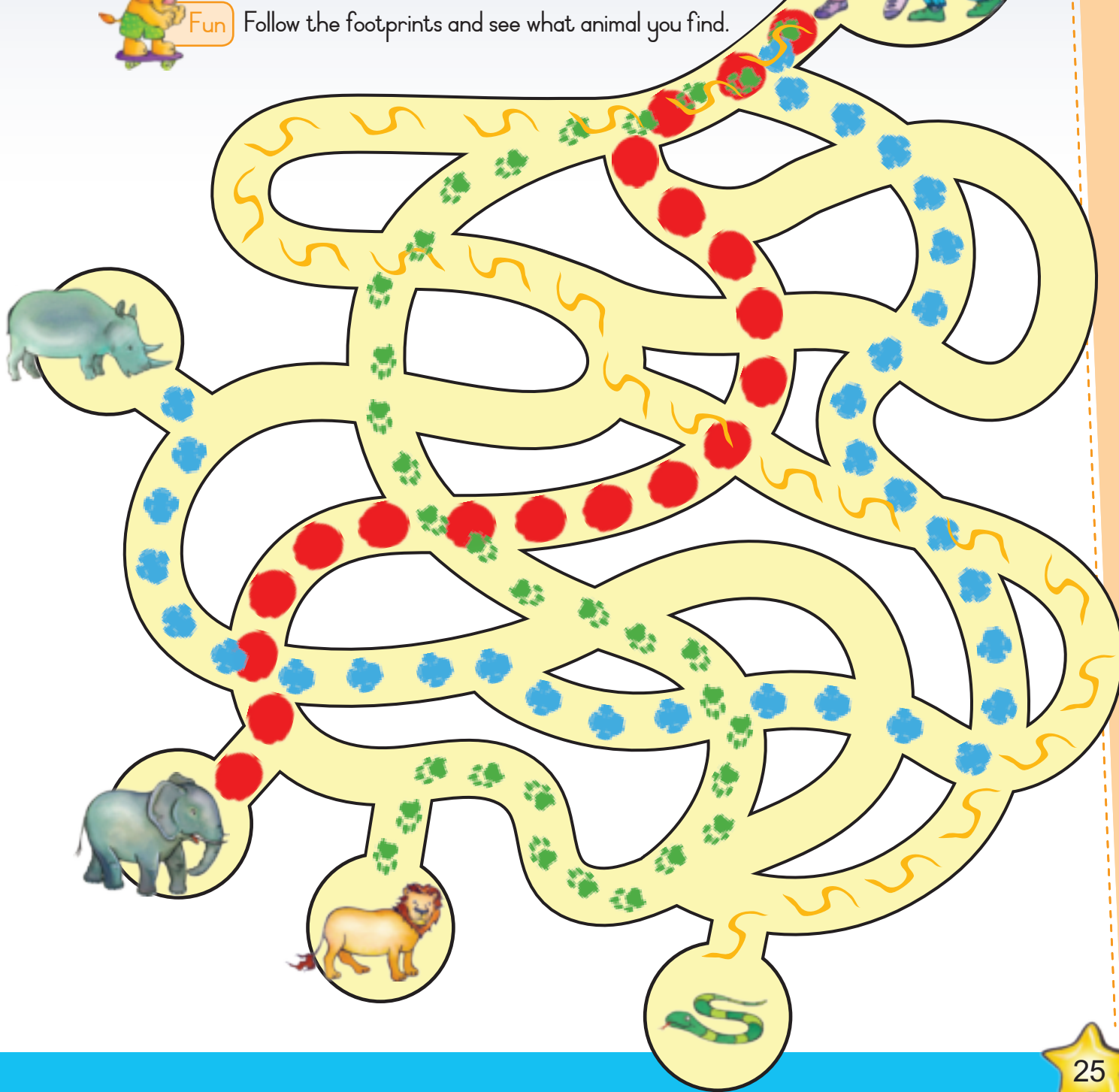
street	stretch	strut
stroll	stress	stream
string	strum	strong

Circle the word in the
word box that match the
picture.



Fun

Follow the footprints and see what animal you find.



We go fishing



Let's read



27 Lake Road
New Town
3074
6 September 2015

Dear John

We had a long weekend and so my father took us to the dam to fish. We took our fishing rods. We also took a big pot and pan to cook the fish that we caught.

We waited and waited but we did not catch anything.

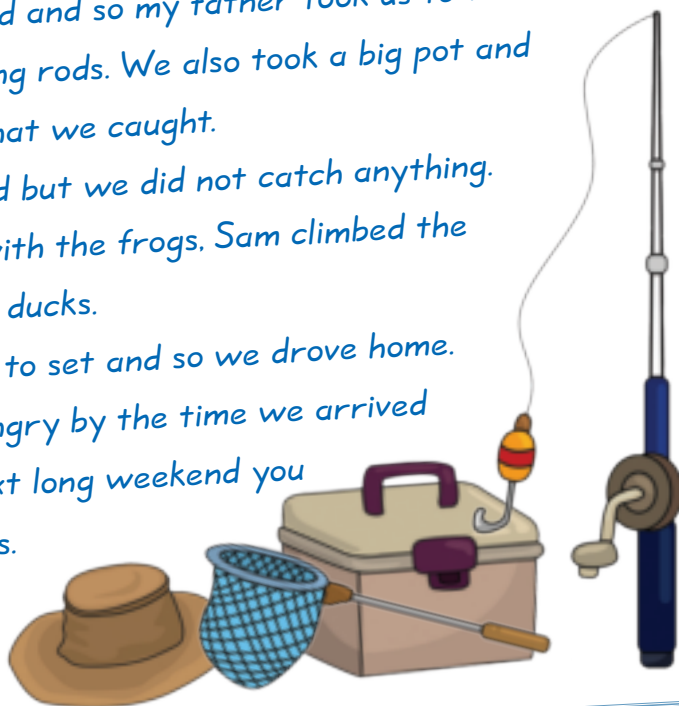
Then Nomsa played with the frogs, Sam climbed the tree and Ann fed the ducks.

Soon the sun started to set and so we drove home.

We were all very hungry by the time we arrived home. I hope that next long weekend you will go fishing with us.

Your friend

Jabu





Let's write



Sight words

jump

just

keep

kind

Who wrote the letter?

Who did he write the letter to?

On what date did he write the letter?

Why did they take a pot and pan to the river?



Word work

Read the words and listen to the **end** sounds. Then choose five words and use them to write five sentences in your exercise book.



bell	fuss	stuff
tell	mess	bluff
smell	miss	cuff
well	bless	fluff

Circle the words in the word box that match the picture.



Fun

What did they catch? Trace the lines and then say what each child caught.

Say:

Sam caught a big fish.

Nomsa

Tim

Thandi

Sam

Pam

After fishing



Let's talk

Talk with your friend about your news.
Talk about things that happened at school and at home.



Let's write

Now write a letter to tell your friend all your news.



House number and name of street

City or town

Postal code

Write the date here

Dear _____

From _____

Write your name here





Word work

Read the words and listen to the sounds.
Then choose five words and use them to
write five sentences in your exercise book.

hatch	witch	latch
catch	hitch	patch
match	kitchen	watch

Circle the words in the
word box that match the
picture.



Let's write

Complete these words
by adding **ch**, **tch** or **str**.

ch

tch

str



hatch



_____ong



bun_____



wa_____



_____eet



ca_____



tor_____



wi_____



_____aw



scra_____



_____ipes



_____eese

The fun fair



Let's read

Read this page from Ann's diary.

15 September

Dear Diary

Today we went with our friends to the fun fair. We went for lots of rides on the big wheel and on the merry-go-round. Later, Nomsa and I got lost. We did not know where to find the others. We looked all over and we called our teacher's name, but we could not find them. It was starting to get dark and I was afraid. Nomsa started to cry. Then we saw a police woman. She helped us to find our teacher. We had one more ride and then we got back on the bus and we drove home. I never want to be lost again.

30

Let's talk

Talk to your friend about what happened to Nomsa and Ann. How did they solve their problem?



Circle the words in the word box that match the picture.



Word work

Read the words and listen to the sounds. Then choose five words and use them to write five sentences in your exercise book.



phone	phonics	geography	elephant
phase	phony	nephew	dolphin
photo	orphan	trophy	alphabet



Let's write

Write sentences about each of the pictures. We have started one of the sentences for you. Use these words to help you.

sing

sang

singing

ride

rode

riding

paint

painting

painting



Yesterday I

Today I

Tomorrow I will sing.



Yesterday I

Today I

Tomorrow I will



Yesterday I

Today I

Tomorrow I will

THEME 4 FUN WITH FRIENDS

16

The fancy-dress party



Term 3 – Week 6 – 10



Let's talk

Look at the picture and talk about what you see.

Let's read

Today Jabu turned nine.
We had a party under the
trees next to the lake.
Spring is a good time to have a
party because it is not too hot
or too cold.

Everyone dressed up for the
party. We had Superman and
Spiderman and Minnie Mouse and
even Winnie the Pooh.

We could not recognise
our friends.



Invitation
I am turning **9**

**Please come to
my party**

Date: 20 September

Time: 14:00 - 17:00

Place: Boksburg Lake

What to wear:

Fancy dress

From: Jabu





Let's write

Read the story and the invitation.
Then answer these questions.



Sight words

know

laugh

let

light

Whose birthday is it?

How old will he be?

Where is the party?

How long is the party?

What should children wear?

If you were going, what would you wear?



Let's talk

Make up questions starting with these words.
Then ask three friends the questions and fill in their answers.


What is your name?			
Where _____?			
When _____?			
Why _____?			
Who _____?			
How _____?			

Getting it right



Let's write

Choose and colour in the correct word.

The girl lost.They at the fun fair.He the driver.The police woman taking the girl home.The children going to school.The dog barking at the boy.

Let's write

Read each sentence, then circle the pronoun that you can use instead of the underlined word.



<u>Ken</u> is my best friend.	You	<input checked="" type="radio"/> He	She	We	They	It
<u>Nomsa and I</u> went to visit Ann.	You	He	She	We	They	It
<u>The netball team</u> will be going to Durban.	You	He	She	We	They	It
<u>The dog</u> came into the class today.	You	He	She	We	They	It
<u>Nomsa</u> needed a jersey.	You	He	She	We	They	It
<u>Ken and Nomsa</u> are my best friends.	You	He	She	We	They	It
<u>Ann and I</u> went fishing.	You	He	She	We	They	It
<u>Jabu and Ken</u> play soccer.	You	He	She	We	They	It
<u>The cat</u> ate a fish.	You	He	She	We	They	It
<u>Ken</u> caught a fish.	You	He	She	We	They	It



Word work

Read the words and listen to the sounds. Then choose five words and use them to write five sentences in your exercise book.

change	church	bunch	chair
chase	child	lunch	cheese
charge	chop	crunch	chain

Circle the words in the word box that match the stickers.



Let's write

Fill in the correct punctuation mark at the end of each of these sentences.

Congratulations, you are the new champion	!
How old are you	
I live in Limpopo	
When is your birthday	
Where do you live	
No, don't do that	
Will you give me a lift, please	
Ken is my best friend	

Remember

we use a question mark ? or an exclamation mark ! or a full stop . at the end of a sentence.



Listen and repeat

Asking for help

Please can you help me? I am lost.

Please can you show me the way?

Please would you switch on the light?

Will you give me a lift, please?

Please would you bring back my book?

Please would you send my mom an SMS?

Please would you open the door?

Please would you sharpen my pencil?





Let's talk

Look at the picture and talk about what you see.



Let's read

Today the children decide to make a tree house. Ann brings some **long** planks and Jabu brings some **sharp** nails, a **thick** rope and some **heavy** tools.

They want to build a tree house in the **big green** tree in Bongi's garden. Bongi's dad helps them to cut the wood and nail it to the **strong** branches. They tie the thick rope to the branch so they can climb up to the tree house.

"This will be a **good** place to sit and read," Ann says excitedly.

"Yes!" says Jabu with delight. "On the weekend I will bring my computer games and sit and play them in the tree house."

"I will bring a **soft** pillow and my **blue** blanket and have a sleep," says Bongi as she yawns.

"You'd better be careful not to fall asleep," her father warns.

And then, just as they are about to climb up into the tree house, the **dark** clouds cover the sky. There is a **loud** clap of thunder and it begins to pour with rain.

"Oh no!" Ann wails.



Let's write


Write what each child brought to make the tree house.
Then write what each child wanted to do in the tree house.



Name	What did he/she bring to build the tree house?	What did he/she want to do in the tree house?
Bongi		
Ann		
Jabu		

Why did Bongi's father warn them not to fall asleep in the tree house?

Why could they not climb into the tree house on that day?



Let's write

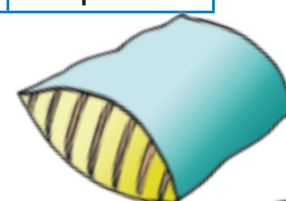
Look at the words in bold in the story. They are adjectives.
Circle the nouns they describe.

Then draw lines to match the adjectives in the top row with the nouns they describe.



soft	hard	cold	sweet	sharp	hot
------	------	------	-------	-------	-----

ice cream	pillow	rock	knife	fire	cupcake
-----------	--------	------	-------	------	---------





Play this game with your friend. Throw a dice and then say the correct answer. Then fill in the answer in the correct space. The first one to complete the game is the winner.

Play this game again to make sure you fill in all the answers.





Level 1: Fill in the missing words. Choose from **a**, **an** or **some**.

Level 2: Form sentences in the future tense (**will**).





Level 3: Form sentences in the past tense.

Level 4: Give the correct plurals for these words.







One foot 	One tooth 	One child 	One lady 
Two _____	Two _____	Two _____	Two _____





Level 3

He _____ last Saturday. 	Yesterday he _____ 	Yesterday they _____ 	I _____ to the dentist yesterday. 
---	---	---	---





Move to
the next level.

Mary _____ tomorrow. 	I _____ tomorrow. 	Jabu _____ after school. 	I _____ for my birthday. 
--	---	--	--

Start here
Level 1

May I have _____ water. 	May I have _____ sweets. 	May I have _____ apple. 	May I have _____ salad. 
---	--	---	---






One man 	One cherry 	One fox 	One baby 
Two _____	Two _____	Two _____	Two _____

Level 4





Move to
the next level.

It _____ its food at midday. 	We _____ yesterday. 	They _____ to Polokwane. 	Ann and Bongi _____ read a book. 
---	---	--	--

She _____ tomorrow. 	We _____ on the weekend. 	She _____ on Saturday. 	She _____ tomorrow. 
---	--	--	---

Level 2

Move to
the next level.

May I have _____ milk. 	May I have _____ cheese. 	May I have _____ sandwich. 	May I have _____ orange. 
--	--	--	--



Let's sing

The more we get together,
Together, together.
The more we get together,
The happier we'll be.

Chorus

For your friends are my friends,
And my friends are your friends.
The more we get together,
The happier we'll be.
The more we play together,
Together, together.
The more we play together,
The happier we'll be.

Chorus

The more we sing together,
Together, together.
The more we clap together,
The happier we'll be.



Let's write

Now make up your own verses by filling in verbs.

The more we _____ together,
Together, together.
The more we _____ together,
The happier we'll be.

Chorus



Let's write

Copy these commands into the correct speech bubbles.



Sight words

start

stop

take

tell






Stop fighting!

Don't play with matches!

Don't cross the road!

Don't touch the broken glass!

Don't litter!



THEME 5 UNDER THE SEA

21

We go deep-sea diving

Term 4 – Week 1 – 5




Let's talk

Have you ever wondered what lives under the sea?
Look at the picture and tell your friends what kinds
of fish you see.



Let's read



Paste the sticker in
the correct space.

Last weekend Jabu and his friends went diving. They went under the sea. They wore flippers on their feet to help them swim strongly. They also wore goggles so that they could see under the water. They saw hundreds of different fish swimming in and out of the seaweed.




Sea horses

They can change their colour to protect themselves. Their eyes move separately so they can see all around them.



Octopus

They can also change colour. They are soft and can squeeze through small spaces. They have eight long arms that help them swim very fast.



Clown fish

They are quite small, but they are easy to see. They are orange or red, with big white stripes all over their bodies.




Starfish

They have five arms. If one arm breaks off, another one just grows in its place.



Sea snakes

They look like stripey snakes swimming in the sea.



Jellyfish

They look like big blobs of jelly floating around.





Let's do

Label this fish. We have filled in some of the labels for you.
Write the rest into the correct spaces.

nostrils

gill

eye

lower jaw

belly

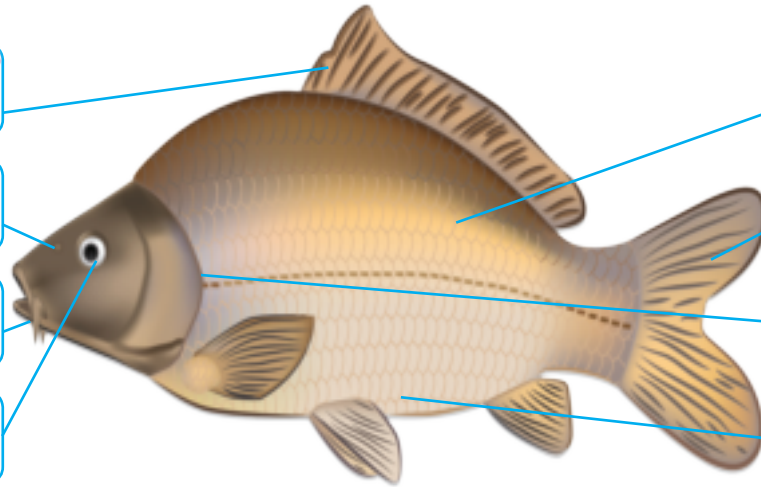
tail

fin

scales

fin

scales



Let's write

Answer these questions.

Name three different fish that Jabu and his friends saw in the sea.

What happens if a starfish loses one of its arms?

Why do sea horses change their colour?



Word work

Read the words and listen to the sounds. Then choose five words and use them to write five sentences in your exercise book.

Circle the words in the word box that match the pictures.



star	hard	alarm	car
jar	barn	far	card
yard	harm	smart	farm





Let's do

Paste in the missing stickers in the correct order.

hot



hotter

hottest

Paste the stickers in the correct spaces.

high



higher

highest

Now write a sentence about one of the pictures.



Listen and repeat

Say the sentence aloud. Then draw a line from the sentence to the correct picture.



I have my book.

You have your toothbrush.

He has his ruler.

She has her pen.

It has its bone.

We have our books.

They have their dolls.





Let's write

These words are pronouns. Use them to help you complete these sentences.

your

its

his

her

their

my

our

He did his homework.

She took _____ book to school.

They ate _____ supper.

I ate _____ lunch.

You must do _____ homework.

It ate _____ food.

We did _____ homework.



Let's write

Find and circle the hidden words.

s e a i o d s t
t r e a s u r e
 a a o c f i s h
 r e i r o e r s
 f s h a r k i h
 i n s b s y u i
 s a f i n w m p
 h o o c e a n z

Paste the sticker in the correct space.

sea

fish

crab

starfish

ocean

ship

treasure

fin

shark






Let's do

What you need

- A shoe box
- A paint brush
- Some blue and green paint
- Sticky tape
- A pair of scissors
- Fish and seaweed stickers
- Stones and shells

**What you must do**

1. Paint the inside of a shoe box using blue and green paint.
2. Turn the box on its side.
3. When the paint is dry, paste the seaweed stickers on the back and sides of the box.
4. Cut out the fish on the next page.
5. Cut five pieces of string about 10 cm to 15 cm long.
6. Stick a piece of string onto each fish using sticky tape.
7. Stick the other end of the string onto the top of the shoe box so that the fish hang down.
8. Put stones and shells onto the bottom of the box so that it looks like the sea bed.



Let's talk

Now explain to your friend what you need and what you must do to make the shoe-box aquarium. Take it in turns to say:

First you must ...

Then you must ...



Let's write

Look at the instructions and then write down answers to these questions.



Sight words

one

only

onto

What is the first thing you must do?

What is the last thing you must do?

What do you need the sticky tape for?

Why do you need blue and green paint?

What do you do after the paint is dry?



Cut out these fish and hang them in your shoe box aquarium.

I can make a ...



Let's write

Write instructions for something you can make. Then explain them to your friend.




How to make a _____

What you need

What you must do

1	
2	
3	
4	
5	





Word work



Read the words and listen to the sounds. Then choose five words and use them to write five sentences in your exercise book.

turn	her	bird
return	swerve	dirt
burn	germ	shirt
nurse	fern	first
hurt	jerk	flirt
fur	herd	girl
burst	jersey	skirt



Circle the words in the word box that match the pictures.



Word work

Tell your friend how many things there are in each circle. Say:



This is a cherry.

These are cherries.

Now complete this table. Look at the pictures on the right to find the plural of each word in the column on the left. Rewrite the word.

Singular	Plural
 a cherry	3 cherries 
 a baby	
 a puppy	
 a jelly	
 a strawberry	
 a family	
 a dummy	




jellies



strawberries




puppies



cherries



babies



dummies



families



Let's write

Paste the stickers in the correct spaces.

Trace the lines to find out what they will do on the weekend.
Then say:



Nomsa will play with the cat.



Nomsa



Sam and Dan




Jabu



Ann




Ken




Read



Ride his bike



Play with the cat



Play tennis



Play soccer



Listen and repeat



Tomorrow I will do my homework.
Tomorrow he will go to soccer.
Tomorrow she will go to school.
Next week we will have a concert.
Next week they will go to Durban.





Walk and talk

Ask five of your friends what they will do on the weekend.



Sight words

may

me

much

must

Name	What will he or she do?
John	Play soccer

Now say what each of your friends will do on the weekend.



John will play soccer.



fat



thin

Opposites are words that have contrary meanings.



Let's write

Draw a line to match the words that have opposite meanings.

big

good

fat

happy

pretty

bad

thin

small

ugly

sad

THEME 6 STORYBOOKS

26

Making up a story

Term 4 – Week 1 – 5



Let's do



Choose a book cover for the book the children are reading. Paste the correct sticker onto the book cover to cover the incorrect title.



Let's talk



Now look at the book cover and talk to your group about what you think the book is about.



Let's write

Use your imagination to write the answers in the spaces below.



Who do you think the characters in the book are?

Are they all humans?

What are their names?

Where does the story take place?

What happens in the story?





Let's write

Re-write these sentences in the past tense and then in the future tense.



Sight words

open

or

our

out

Today I am meeting a dragon.

Yesterday

Next week

I am flying to space to see an alien now.

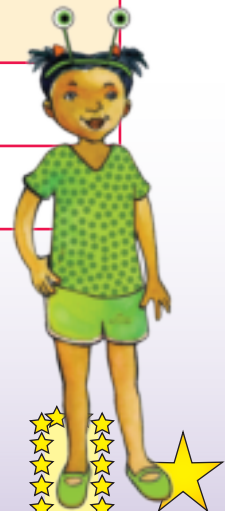
Yesterday

Tomorrow

I am doing my homework.

Yesterday

Tomorrow



Fun

Help Lulu to find her way to her space ship.





Let's write

Draw a picture of a dragon or an alien. Then write **adjectives** to describe the dragon and the alien.

Adjectives are words that describe things. Big, small, green, slimy are examples of adjectives.




Let's write

Fill in what the dragon and Ben say to each other.



Let's write

Now fill in what Lulu and the alien say to each other.





Walk and talk


Find out from the children in your class how many of them chose the dragon book and how many chose the book about the alien.

Draw a chart to show which book the children chose.

Colour in one block on the left for each child who chose the dragon book.

Colour in one block on the right for each child who chose the alien book.

Start at the bottom.



- 10 ☐
- 9 ☐
- 8 ☐
- 7 ☐
- 6 ☐
- 5 ☐
- 4 ☐
- 3 ☐
- 2 ☐
- 1 ☐



Sight words

over

own

pick

play

- 10 ☐
- 9 ☐
- 8 ☐
- 7 ☐
- 6 ☐
- 5 ☐
- 4 ☐
- 3 ☐
- 2 ☐
- 1 ☐



Let's write

How many children chose each book?

Which book did most children choose?

Why do you think most children chose this book?



Totals



Let's do

Paste in the missing stickers in the correct order.

Then write a sentence about one of the pictures.

Paste the stickers in the correct spaces.

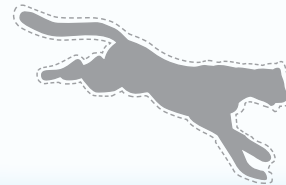
fast



faster



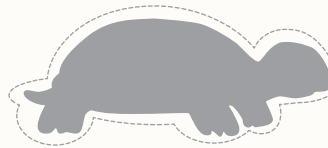
fastest



slow



slower



slowest






Let's write

Imagine you are either Ben or Lulu.

Write a diary entry about what happened to you today.

Say how you felt when you met the dragon or the alien.



Dear Diary

Today I



Let's write

Write down the questions you would ask the alien or the dragon.

Start with these words and remember to use a question mark ? at the end of each question.

What

Where

Why

When

Who

How


Can you write a story?



Let's write

Write a story about
meeting an alien or meeting a dragon.

Use some of the stickers
from the sticker page to
illustrate your story.



Today I

Then

After that

Finally



Let's talk

Read the story of *Winnie the Pooh* and tell your friend what happened. Say:

First ...

Then ...

Then after that ...

Then finally ...



Now fill in the answers to these questions.

Who are the characters in the story?

Where did the story happen? What is the setting?

What happened at the end of the story?


12

Let me read a story to you.



5

One day Pooh climbed a tree to get honey from a beehive. The branch broke and he was stuck in the tree.




You funny bear.

You silly bear.

Help! I can't get down.

4

One day Pooh's honey was finished. He licked the bottom of his pot and his head got stuck.



You funny bear.

You silly bear.

Help! I can't get out.

13

Then after one week, his friends tried to pull him out again. They pulled and pulled ...

Poor Pooh had to wait until he was thin enough to get out of the hole. His friends Bongie and Christopher Robbin came to read to him every day.

Don't worry. Soon you will be free.

9

Pooh ate all Rabbit's honey and Rabbit was very cross. Pooh's tummy was very full and he was very fat from eating so much honey.



You have finished all my honey. It is all finished.

I love this honey. I only ate ten bottles of it.

8

Today Pooh went to visit Rabbit in his hole. He could not get down through the door because it was very narrow.



I want to visit Rabbit. He has lots of honey.


Winnie the Pooh gets stuck



My make and take home book.

11

His friends tried to help him but he could not get in or out of the rabbit hole.



You ate too much honey.


You will have to wait for a week until you are thin. Then we will get you out.

Tell Rabbit to push you.

Help! I am stuck.

Pull!

Pull harder!



9

Pop the balloon and you will come down.

The bees will sting him.

One day Pooh used some balloons to float up the tree to get his honey. He called for help when the bees began to sting him.



Help! I can't get away from the bees.

3

Pooh's tummy is always hungry for honey. He is always looking for some more honey to eat.



My name is Winnie the Pooh. I love to eat honey.

These are my friends.

2



Winnie the Pooh lives in the forest. He has lots of friends. They are all shapes and sizes.

2

71

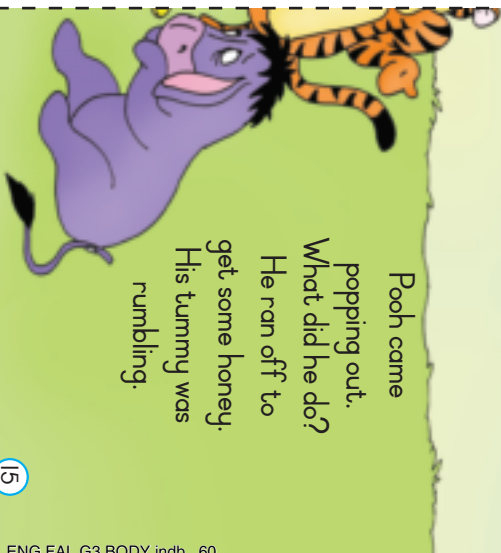


POP

PULL! PULL!

Pooh came popping out. What did he do? He ran off to get some honey. His tummy was rumbling.

15



And so Pooh bear was stuck in the hole for one whole week.

10



Let's read

Read this poem aloud while your friend pretends to be Christopher Robbin and hops around. Then your friend must read while you hop around pretending to be Christopher Robbin.

Christopher Robin goes
Hoppity, hoppity,
Hoppity, hoppity, hop.
Whenever I tell him
Politely to stop it, he
Says he can't possibly stop.

If he stopped hopping,
He couldn't go anywhere,
Poor little Christopher
Couldn't go anywhere...
That's why he always goes
Hoppity, hoppity,
Hoppity,
Hoppity,
Hop.

A A Milne

THEME 7 ABOUT TIME

31

The months of the year



Term 4 – Week 6 – 10



Let's talk

- ☆ In which months is the weather hot?
- ☆ In which months is the weather cold?
- ☆ Talk to your friend about the activities the calendar shows in each month.
- ☆ Talk about things you have done so far this year. Fill them in on the calendar.
- ☆ Talk about what you plan to do for the rest of the year. Fill these activities in as well.


January



February ☆



March



April




May



June



July



August



Sight words

please

pretty

pull

put

woman Sunday



September





October



November



December




Let's write

Which is your favourite month. Why is it your favourite?



Let's talk

Look at what these children are doing.

Talk to your friend about what each child is doing.



Let's write

Now fill in the number of the picture under the correct heading.

Then write a caption next to the number saying what they are doing.



Schoolwork

13 reading

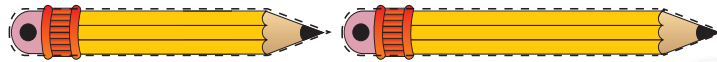
Playing

Caring for myself

Using transport

Housework





Word work

Read the words and listen to the sounds. Then choose five words and use them to write five sentences in your exercise book.



swimming	walking	baking	dancing
singing	talking	waking	skipping
running	joking	taking	jumping

Circle the words in the word box that match the pictures.



Let's write


Put these picture stickers in the correct order and then write a sentence about what is happening in each picture.

Paste the stickers in the correct spaces.

1



2




The dog chased the cat up the tree.

Blank writing lines for a sentence.

3



4



Blank writing lines for a sentence.

Blank writing lines for a sentence.



Roleplay

Make up a role play about this story. Decide how many role players you will need. Then present your role play to the class.

Telling the time



Let's talk

Talk to your friend about the things we do at different times of the day.



Paste the stickers to show what you do at the different times of the day or night.

Circle the night-time activities in blue and the day-time activities in yellow.



Let's talk


Talk to your friend about what you do at each of the times shown in the pictures. Then fill in these words under the correct picture.

dusk

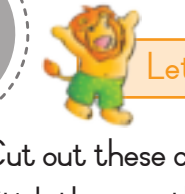
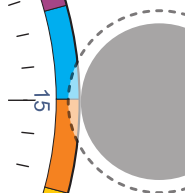


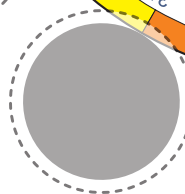
day

night

dawn



Paste the stickers in the correct spaces.



Let's do

Cut out these clock hands. Stick them on the clock with a pin to show some different times. Tell your friend what times you are showing.





Word work

Read the words and listen to how the letter **y** in the blue box sounds different from the letter **y** in the yellow box. Then choose five words and use them to write five sentences in your exercise book.




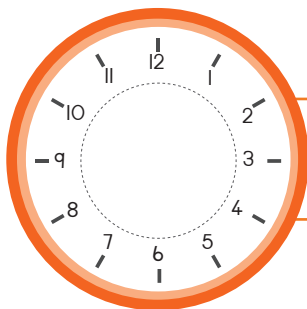
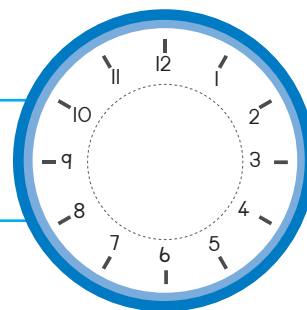
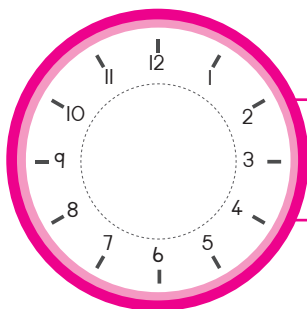
dummy	berry	why	fly
bunny	silly	try	cry
funny	puppy	my	sly

Circle the words in the word box that match the pictures.



Let's write

Draw the clock hands to show different times on these clocks. Then write a sentence about what you usually do at those times.



Listen and repeat

Say it again!

I am sorry, I did not hear you.
Excuse me, I did not hear you.
Please could you say that again.
Please repeat what you said.



What we like to do



Let's talk

Look at the pictures and tell your friend what the children like or don't like.

Say:

Ann likes riding a bike and eating bananas.

Ann does not like watching TV and eating chips.

	Likes	Doesn't like	Likes	Doesn't like
Ann				
Ken				
Sam				
Nomsa				



Let's write

Now write one sentence about what each child likes and does not like. Then underline all the words that end in -ing.



Let's write

Write a letter saying
what you did last
weekend.



Sight words

going

good

got

green

Date: _____

Dear _____

I had a good time last weekend.

First I

Then I

Lastly I

Please visit us soon.

Your friend



Let's draw

Draw a picture of
what you did last
weekend.





Let's sing

Sing this Christmas song.

Little Drummer Boy

Come they told me, pa rum pum pum pum,
A new born King to see, pa rum pum pum pum.
Our finest gifts we bring, pa rum pum pum pum,
To lay before the King, pa rum pum pum pum,
rum pum pum pum, rum pum pum pum,

So to honour Him, pa rum pum pum pum,
When we come.

Little Baby, pa rum pum pum pum,
I am a poor boy too, pa rum pum pum pum.
I have no gift to bring, pa rum pum pum pum
That's fit to give the King, pa rum pum pum pum,
rum pum pum pum, rum pum pum pum,

Shall I play for you, pa rum pum pum pum,
On my drum?

Mary nodded, pa rum pum pum pum.
The ox and lamb kept time, pa rum pum pum pum.
I played my drum for Him, pa rum pum pum pum,
I played my best for Him, pa rum pum pum pum,
rum pum pum pum, rum pum pum pum.

Then He smiled at me, pa rum pum pum pum
Me and my drum.





Let's do

Paste the stickers and make a Christmas alphabet.
Tell your friend what each letter stands for.



1 a	2 b	3 c	4 d	5 e
6 f	7 g	8 h	9 i	10 j
11 k	12 l	13 m n	14 o	15 p
16 q	17 r	18 s	19 t	20 u v
21 w	22 x	23 y	24 z	



Let's write

Do you know any other Christmas songs?
Write the words of another song that is sung for a celebration.








Listen and repeat

Tick ✓ the sentences that are correct. If they are not correct, put an ✗ and then write the correct answer.

There are ten people in this picture.	✓ 	
The baby is crying.		
The cat is running from the dog.		
There are ten presents under the tree.		
There is a star on the girl's pink blouse.		
Everyone looks unhappy.		
It is night time.		
Three children are about to come through the door.		





Let's write

Fill in one of these sounds so that you make words to match each picture.

str

cr

dr

gr

br



Sight words

jump

just

keep

kind



__ __ ess



__ __ ass



__ __ ab



__ __ __ eet



__ __ apes



__ __ um



__ __ ow



__ __ idge



Let's write

Write Christmas cards for each of your friends and your teacher.
Write a special message on each.



Words and sounds



Word work

Do these
word sums.

cr eam cream

dr eam

str eam

br ick

ch ick

fl ick

ing

str eet

etch

eak

br ave

ead

ass

gr een

ab

wi tch

wa tch

ma tch



This card was made by:

Cut out and fold the competition form and post it to.



Let's do

Enter this competition.

- Have you enjoyed learning English?
- Have you benefited from learning English?
- Have you been able to use English outside of the classroom?
- Enter this competition and tell the Minister of Education about a special experience you had using English.

Minister of Basic Education
222 Struben Street
Pretoria
0001

stamp

Drawing competition

Name:

Surname:

Phone number:

Home language:

Address:

Grade:

School:

School phone number:

Address:

Teacher's name:




Let's write

glue here

glue here

Draw a picture to show a situation where you have needed to use English.

A large rectangular area enclosed by a dashed green border, intended for drawing a picture.

Write a paragraph explaining your picture.

A series of five horizontal green lines within a rectangular box, designed for writing a paragraph.

Words and sounds (continued)



Listen and repeat

Do you have any sugar?	May I have some sugar, please?
Do you have any milk?	May I have some milk, please?
Do you have any tea?	May I have some tea, please?
Do you have any juice?	May I have some juice, please?



Word work

Use one of these sounds to complete these words so that they match the pictures. Then use five words to make sentences, and write them in your exercise book.

ma pa ha ca la wa sna wi sti di



h a tch



___ tch



___ tch




___ tch



___ tch



___ tch



___ tch



___ tch



Listen and repeat

Asking for directions

Can you tell me the way to the bus stop?

Can you tell me the way to the park?

Can you tell me the way to the principal's office?





You are special.
Your whole body is special.
Your body belongs to you!



NOBODY
should touch
your private
parts.

You need to tell someone if anybody touches your private parts.

You need to tell someone if anybody makes you do things that you do not want to do.

Who to call for help:

Child Line: 0800 05 55 55

SAPS Crime Stop: 086 00 10111

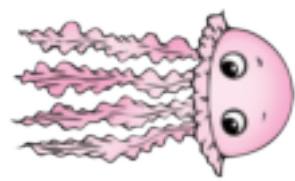

SAPS Emergency Number: 10111

Life Line: 0861 322 322

Child Protection Unit: 012 393 2359/2362/2363




STICKERS



R8.00



R5.00



R20.00

