



Mrs Angie Motshekga,  
Minister of Basic Education



Mr Enver Surty,  
Deputy Minister of  
Basic Education

This workbook for English First Additional Language (FAL) is the newest addition to the Department of Basic Education's Rainbow Workbook Series. The English First Additional Language books are an important enhancement of the series and support the Department's approach to additive bilingualism.

Many children start using their additional language, English, as the Language of Learning and Teaching (LoLT) in Grade 4. The switch from learning in their home language to learning in a second language means that children have to reach a high level of competence in English by the end of Grade 3 so that they are able to read and write well in English in Grade 4. The Rainbow Workbooks, in the eleven official languages from Grade 1 to Grade 6, help develop a strong literacy foundation upon which children can build in acquiring an additional language. The new FAL workbooks start by constructing a sturdy oral foundation in Grade 1 to enable learners to read and write in English in Grades 2 and 3, and thereafter.

However, the school curriculum makes particular language demands, requiring learners to use a special style of language for learning purposes – for reading school texts, writing academic texts, listening to teachers and taking notes, doing group work, using charts and graphs, writing exams, and so on. We have attempted therefore to develop the learners' understanding and use of academic language (their Cognitive Academic Language Proficiency) so they are able to use the specialised language they will need when they use English to learn their other subjects.

We have built in many methods and techniques to help learners acquire the skills they need in the foundation and intermediate phases. We hope that teachers will use these as a springboard for innovation in their teaching of English. We hope also that the children will have as much joy in working through these workbooks as we had in preparing them.

We wish you well as you proceed to develop the language skills of your learners so that they learn English well enough to use it to learn their other subjects.



**FIRST ADDITIONAL  
LANGUAGE – ENGLISH  
GRADE 1 – TERM 3 – 4**

ISBN 978-1-4315-0196-0

**THIS BOOK MAY  
NOT BE SOLD.**



9 781431 501960

Workbooks available in this series:

- First Additional Languages Grades 1–2  
(In all official languages)
- First Additional languages Grades 3–6  
(In English)
- Home Language Grades 1–6  
(In all official languages)
- Mathematics Grades 1–3  
(In all official languages)
- Mathematics Grades 4–9  
(In English and Afrikaans)
- Life Skills Grades 1–3  
(In all official languages)



Paste the stickers in the  
correct spaces.

ENGLISH First Additional Language – Grade 1 Book 2

**Revised and  
CAPS aligned**

**Grade 1**

**ENGLISH**  
First Additional  
Language  
Book 2  
Term 3–4



Name:

Class:



**basic education**

Department:  
Basic Education  
REPUBLIC OF SOUTH AFRICA

ISBN 978-1-4315-0196-0

**ENGLISH**



**PLEASE CONTACT**





Grade

1

ENGLISH

First Additional Language

Book 2

Terms 3 and 4



This book belongs to:



## Theme 9: Friends

## Term 3: weeks 1–5

### 1 A new girl at school 2

Listen & Speak: Talk about the picture.  
Reading: Paste the word cards to match the sentence.  
Writing: The letter **s**.  
Trace and copy the sentence.

### 2 Sisi and Sam 4

Listen & Speak: Ask "what is this?"  
Sounds: Read the words (the **s** sound).  
Reading: Paste the word cards to match the sentence.  
Writing: Trace and find.

### 3 Sam is sick 6

Listen & Speak: Look at the pictures.  
Tell your friend the story.  
Ask "What is this?"  
Reading: Paste the word cards to match the sentence.  
Writing: The letter **a**.  
Trace and copy a sentence.

### 4 Sam has an apple 8

Reading: Paste the word cards to match the sentence.  
Sounds: Read the words (the **a** sound).  
Track the letter **a** to the nest.

Writing: Trace the letter **a**.  
Match the words with pictures.

### 5 Greeting friends 10

Listen & Speak: Hello, how old are you?  
Sounds: Paste animal stickers to show small and big.  
Clap the names of the animals.  
Writing: Trace the letters (**a** and **s**).

### 6 Friends go shopping 12

Listen & speak: Talk about the picture.  
Sounds: Paste the word cards to match the sentence.  
The letter **t**.  
Trace and then copy the sentence.

### 7 Big and small 14

Listen & speak: Identify big and small.  
Reading: Paste the word cards to match the sentence.  
Sounds: Read the words (the **t** sound).  
Writing: Write captions for pictures.  
Trace the words and then draw pictures to match.

### 8 Friends at the farm 16

Listen & speak: Talk about the picture.  
Writing: Paste the word cards in the correct spaces.  
The letter **p**.  
Trace and then copy the sentence.

### 9 The pink pig 18

Reading: Paste the word cards to match the sentence.  
Sounds: Clap the words.  
Read the words (the **p** sound).  
Identify the pictures that have the **p** sound.  
Writing: Match the words with pictures.

### 10 Colours and Numbers 20

Writing: Circle the correct colours and numbers.  
Listen & speak: Say the names of the days of the week.  
Count the numbers on the calendar.



## Theme 10: It is good to exercise

## Term 3: weeks 6–10

### 11 We learn to swim 22

Listen & Speak: Speak about the picture.  
Writing: The letter **i**.  
Copy a sentence.

### 12 The i-sound 24

Reading: Paste the word cards to match the sentence.  
Sounds: Read the words (the **i** sound).  
Identify pictures with the **i** sound.  
Writing: Fill in the letter **i** to complete words.  
Listen & Speak: What is this? What colour is this? I like ...

### 13 We play 26

Listen & Speak: Talk about the picture.  
Writing: The letter **n**.  
Trace and copy the sentence.

### 14 Night walks 28

Listen & Speak: Talk about the picture.  
Sing: Twinkle twinkle little star.  
Sounds: Read the words (the **n** sound).  
Reading: Paste the word cards to match the sentence.  
Writing: Match the words with pictures.

### 15 Day and Night 30

Listen & speak: Discuss the picture.  
Identify night and day activities.  
Singular and plural.  
Writing: Draw yourself.

### 16 It's cold 32

Listen & Speak: Talk about the picture.  
Writing: Trace and copy the sentence.  
The letter **n**.

### 17 The b-sound 34

Reading: Paste the word cards to match the sentence.  
Sounds: Read the words (the **b** sound).  
Match the words with pictures.  
Writing: Write captions for pictures.

### 18 It's rainy 36

Listen & Speak: Talk about the picture story.  
Writing: Practise the letter **m**.  
Trace the sentence and then copy it.

### 19 The m-sound 38

Reading: Paste the stickers to match the sentence.  
Sounds: Read the words (the **m** sounds).  
Writing: Fill in the letter **m** so that the words match the pictures.  
Track and trace activity.

### 20 Weather 40

Listen & speak: Talk about weather pictures.  
Match the pictures to the weather symbol.  
Writing: Copy the names of the week.





## Theme 11: Animals

## Term 4: weeks 1–5

### 21 A goat eats my garden 42

Writing: The letter **g**.  
Copy the sentence.  
Listen & Speak: Saying no.

### 22 The g-sound 44

Sounds: The **g** sound.  
Writing: The letter **o**.  
Trace and copy a sentence.

### 23 Sea animals 46

Listen & Speak: Talk about the picture.  
Name the sea animals.  
Writing: The letter **o**.  
Trace and copy the sentence.

### 24 The o-sound 48

Reading: Paste the word cards to match the sentence.  
Sounds: The **o** sound.  
Writing: Match words with pictures.  
Draw a happy and angry face.

### 25 Five little elephants balancing 50

Listen & Speak: Talk about the picture.  
Sing a song.  
Count to five.  
Writing: The letter **e**.  
Trace and copy a sentence.

### 26 Who helps us 52

Listen & Speak: Talk about the picture.  
Say what work they do.  
Writing: The letter **h**.  
Trace and copy the sentence.

### 27 The h-sound 54

Reading: Paste the word cards to match sentence.  
Sounds: Read the words (the **h** sound).  
Writing: Complete the words.  
Match words with pictures.  
Identify pictures that have the **h** sound.  
Listen & Speak: Sort animals.

### 28 Fetch my cat 56

Listen & Speak: Look at the pictures and tell the story.  
Answer questions about the story.  
Writing: The letter **f**.  
Trace and copy the sentence.

### 29 The f-sound 58

Reading: Paste in the word cards to match the sentence.  
Read the words (the **f** sound).  
Sounds: Match words and pictures.  
Writing: Trace and find.

### 30 Opposites 60

Listen & Speak: Look at the opposites in the pictures.



## Theme 12: About town

## Term 4: weeks 6–10

### 31 Shopping 62

Listen & Speak: Talk about the picture.  
Talk about shopping.  
Writing: The letter **u**.  
Trace the sentence and then copy it.

### 32 The u- and r-sounds 64

Listen & Speak: Shopping vocabulary.  
Writing: The letter **u**.  
Writing: Trace and copy a sentence.

### 33 We go to town 66

Listen & Speak: Talk about the picture.  
Writing: Trace and copy a sentence.  
The letters **u** and **r**.

### 34 The library 68

Listen & Speak: Talk about the picture.  
Sounds: The alphabet.  
Writing: The letter **k**.  
Trace and copy the sentence.

### 35 The k-and d-sounds 70

Sounds: The **k** and **d** sounds.  
Reading: Paste the word cards to match the sentence.  
Writing: Identify the first letters (**k** and **d**).  
Match words and pictures.

### 36 The months of the year 72

Listen & Speak: Talk about the calendar.  
Writing: The letter **j**.

### 37 The j- and l-sounds 74

Writing: Answer questions about the calendar.  
The letters **j** and **l**.  
Match words and pictures.  
Reading: Paste in the word cards to match the sentence.  
Writing: Cut out cards and write on them.

### 38 Christmas time 76

Listen & Speak: Sing a song.  
Talk about the picture.  
Writing: The letters **x**, **y** and **z**.  
Trace and copy the sentence.

### 39 The c- and w-sounds 78

Reading: Identify the pictures that have the **c** sound.  
Writing: Match words and pictures.  
The letters **c** and **w**.





# A new girl at school



Term 3 – Week 1-5



Let's talk

Look at the picture and talk about what you see.

How do you think Sisi feels on her first day at a new school?  
How did you feel when you started school?



I am Sisi.

I am Sam.



Teacher reads

Sisi is a new girl at school.  
Sisi sits with Sam.

stand

dress

desk



dustbin





Let's do

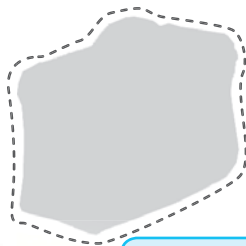
Paste the stickers in the correct spaces.  
Say the name of each picture.



sit



glasses



school bag

Sit down children.



Say

Sisi sits with Sam.  
I sit with \_\_\_\_\_.



Let's write

Trace the sentence and then practise writing the sentence in the next box.



Sisi sits.



Let's write

Practise writing these letters.

S s

S s

S s

S s

S s

S s



sock

## Sisi and Sam



Practise in pairs

Point to these pictures and ask your friend what they are.

Say:

What is this?



Listen and repeat



I **s**ing.



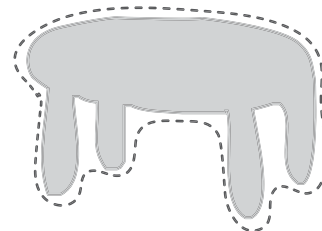

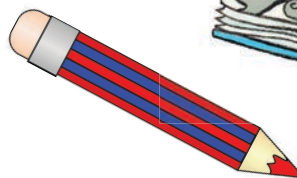
I eat.



I **s**leep.



I **s**it.



Let's speak

Say the words and listen to the **s**-sound.



**s**it



**s**ocks



**s**un






## Word work

Read the words and listen to the sounds.

Sam	sits	sat
sad	sit	sun



S

s n a k e



## Let's match

Cut out the word cards at the back of the book and match them to form this sentence.

Sisi	sits.	Sam	sits.



## Fun

Whose are these? Say: These are Sam's socks.

## Plurals



Sam



Tim




Pam



Nomsa



cats



sweets



socks



sandals

## Sam is sick



Let's talk

Look at the pictures.  
Tell your friend  
the story.

tablets



plasters

1




spots

2



sits

3



doctor



Teacher reads

Sam is sick.  
Sam has spots.  
Sam is at the doctor.

injection






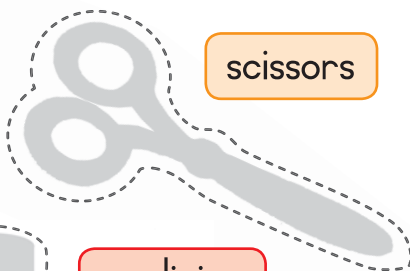


Let's do

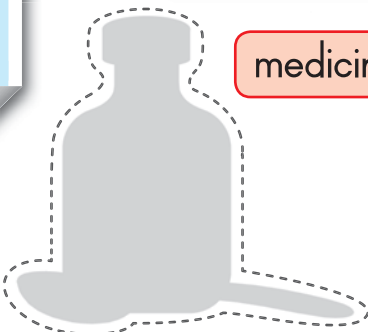
Paste the stickers in the correct spaces.  
Say the name of each picture.



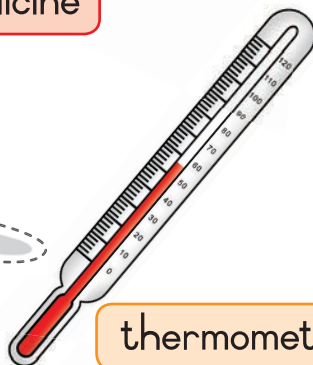
tablets



scissors



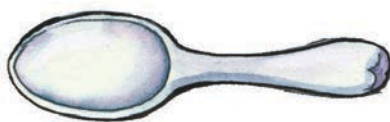
medicine



thermometer



stethoscope



spoon



Practise in pairs

Point to these pictures and ask your friend what they are.

Say:

What is this?



Let's write

Trace the sentence and then practise writing the sentence in the next box.

Sam is sick.



Let's write

Practise writing these letters.

A a


A a

A a

A a

A a

A a



ant

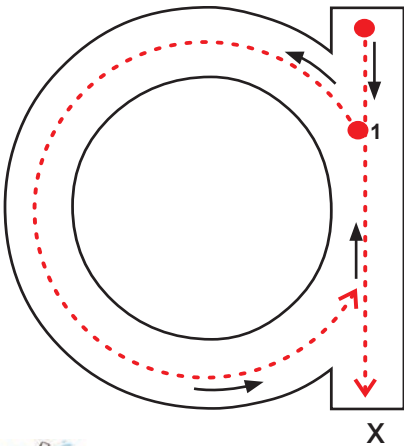


# Sam has an apple

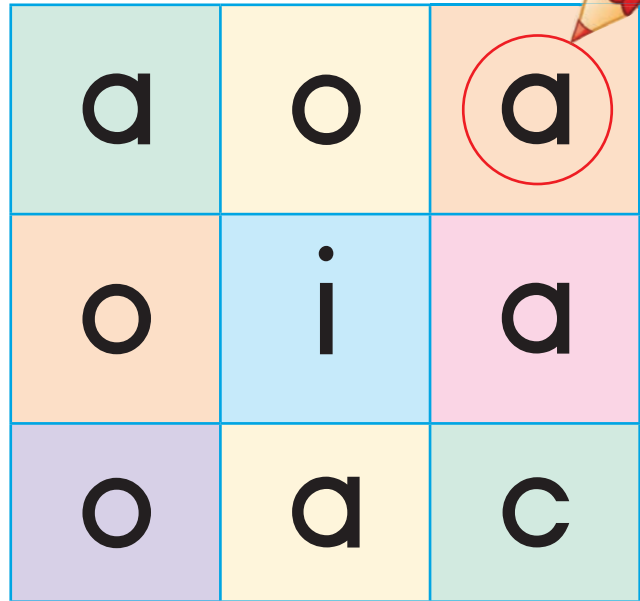


Let's write

Trace the letters with your finger and then with a crayon. Start at the first dot.




Find and circle the letter **a** in the box.



Fun

Follow the **a**s to the nest.








### Word work

Read the words and listen to the sounds.

an	ant	Ann
as	Sam	apple



a

apple



### Let's match


Cut out the word cards at the back of the book and match them to form this sentence.

Sam	is	sick.



### Let's write

Fill in the letter **a** in the spaces so that the words match the pictures.



apple

axe

ant



ambulance

cat

# Can you remember?

5

## Greeting friends



Term 3 – Week 1-5



Hello, what is your name?

My name is \_\_\_\_\_.



Walk and talk


Say:

Hello, how old are you?  
I am \_\_\_\_\_ years old.  
See you tomorrow.  
Good bye.



Let's write

Do these words start with an **s** or with an **a**?  
Say the word and then trace the correct letter.



a

s



a

s



a

s



a

s



a

s



a

s



a

s



a

s





Let's do

Paste the animal stickers and say which animals are small and which are big. Clap their names.

Say:

The mouse is small.  
The elephant is big.

small

big



mouse



elephant




butterfly



hippopotamus



chick



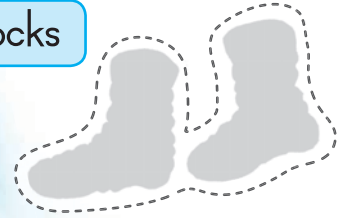
giraffe



# Friends go shopping



socks



Let's talk

Look at the picture and talk about what you see.

Have you ever had clothes that did not fit?  
How do the girls feel?

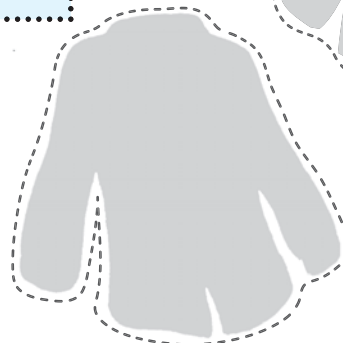
shirt



Teacher reads

Sisi needs new clothes.  
This is too big.

jersey



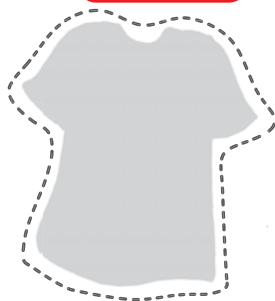




Let's do

Paste the stickers in the correct spaces.  
Say the name of each picture.

t-shirt





hanger

dress




shoe




hats

skirt



shorts



Let's write

Trace the sentence and then practise writing the sentence in the next box.



tie

Let's write

Practise writing these letters.

T t

T t

T t

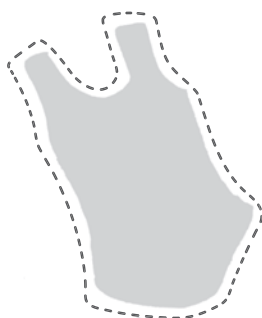
T t

T t

T t

T t

T t



costume

This is too big.

## Big and small



Let's talk

Say which of these are big and which are small.  
Then circle the correct word.



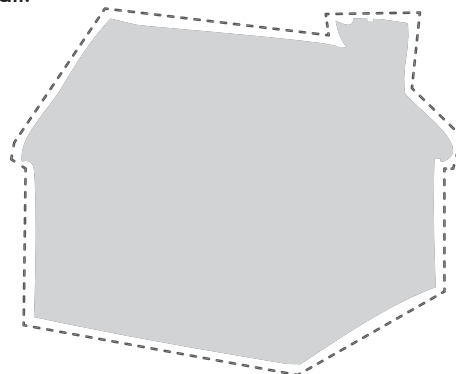
man



mouse



ant



house

big

small

big

small

big

small

big

small



Let's write

Say what each of these pictures is. Now write the letter that the words in each row start with.







### Word work

Read the words and listen to the sounds.

top	tip	tap
tub	tin	ten



t



### Let's match

Cut out the word cards at the back of the book and match them to form this sentence.

tap

This	is	too	big.



### Let's write

Trace the words. Draw a picture of something big and something small.


big

small



too big

too small



# Friends at the farm



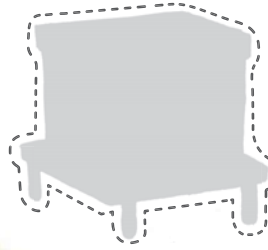
Let's talk

Look at the picture and talk about what you see.

pumpkin



beehive



bees




grandmother




drinking

milking



Nomsa

ducks





Teacher reads

We have fun in the sun at the farm.



Let's do

Colour these flowers.








Let's do

Paste the stickers in the correct spaces.  
Say the name of each picture.

sun



shining




Let's write

Practise writing these letters.

P p

P P P P P  
p p p p p



pig

tractor

buzzing

nest

beehive

bees

Ken

digging

chickens

pigs

eating



Let's write


Trace the sentence and then practise writing the sentence in the next box.

The pigs are pink.

## The pink pig



Let's write

Fill in the letter **p** in the spaces so that the words match the pictures.


**p**lug

**p**an

**p**ig



Let's do

Clap these words.

butterfly



but



ter



fly



tomato



to



ma



to



hippopotamus



hip



po




pot



a



mus



parrot



par



rot



penguin



pen



guin



pencil



pen



cil






# Word work

Read the words and listen to the **p**-sounds.

pig	pot	pat
pit	pond	pan



p

pot



# Let's match

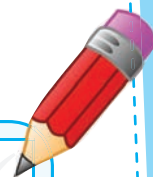
Cut out the word cards at the back of the book and match them to form this sentence.













The	pig	is	pink.



# Let's write

Tick the pictures that have the **p**-sound in them.  
Say the words and listen to the sounds.



	<input checked="" type="checkbox"/>		<input checked="" type="checkbox"/>		<input checked="" type="checkbox"/>
	<input checked="" type="checkbox"/>		<input checked="" type="checkbox"/>		<input checked="" type="checkbox"/>
	<input checked="" type="checkbox"/>		<input checked="" type="checkbox"/>		<input checked="" type="checkbox"/>
	<input checked="" type="checkbox"/>		<input checked="" type="checkbox"/>		<input checked="" type="checkbox"/>

# Can you remember?

10

## Colours and numbers



Term 3 – Week 1-5





Let's write

Look at the pictures. Say what they are. Circle the correct number and colour in each row. Then say the name of the number and the colour.



2 blue jerseys

1 2 3 4 5



3 green dresses

1 2 3 4 5



4 yellow flowers

1 2 3 4 5



5 pink bows

1 2 3 4 5



1 red dress

1 2 3 4 5







Let's talk

Say the names of the days of the week.  
Count the numbers on the calendar.



# SEPTEMBER

Monday	Tuesday	Wednesday	Thursday	Friday	Saturday	Sunday
1	2	3	4	5	6	7
8	9	10	11	12	13	14
15	16	17	18	19	20	21
22	23	24	25	26	27	28
29	30					



Let's write

I go to school on:







Monday

Tuesday

Wednesday

Thursday




I stay at home on:




Friday

Saturday

Sunday





# THEME 10. IT IS GOOD TO EXERCISE

II

## We learn to swim



Term 3 – Week 6-10



Let's talk

Look at the picture and talk about what you see.

ball

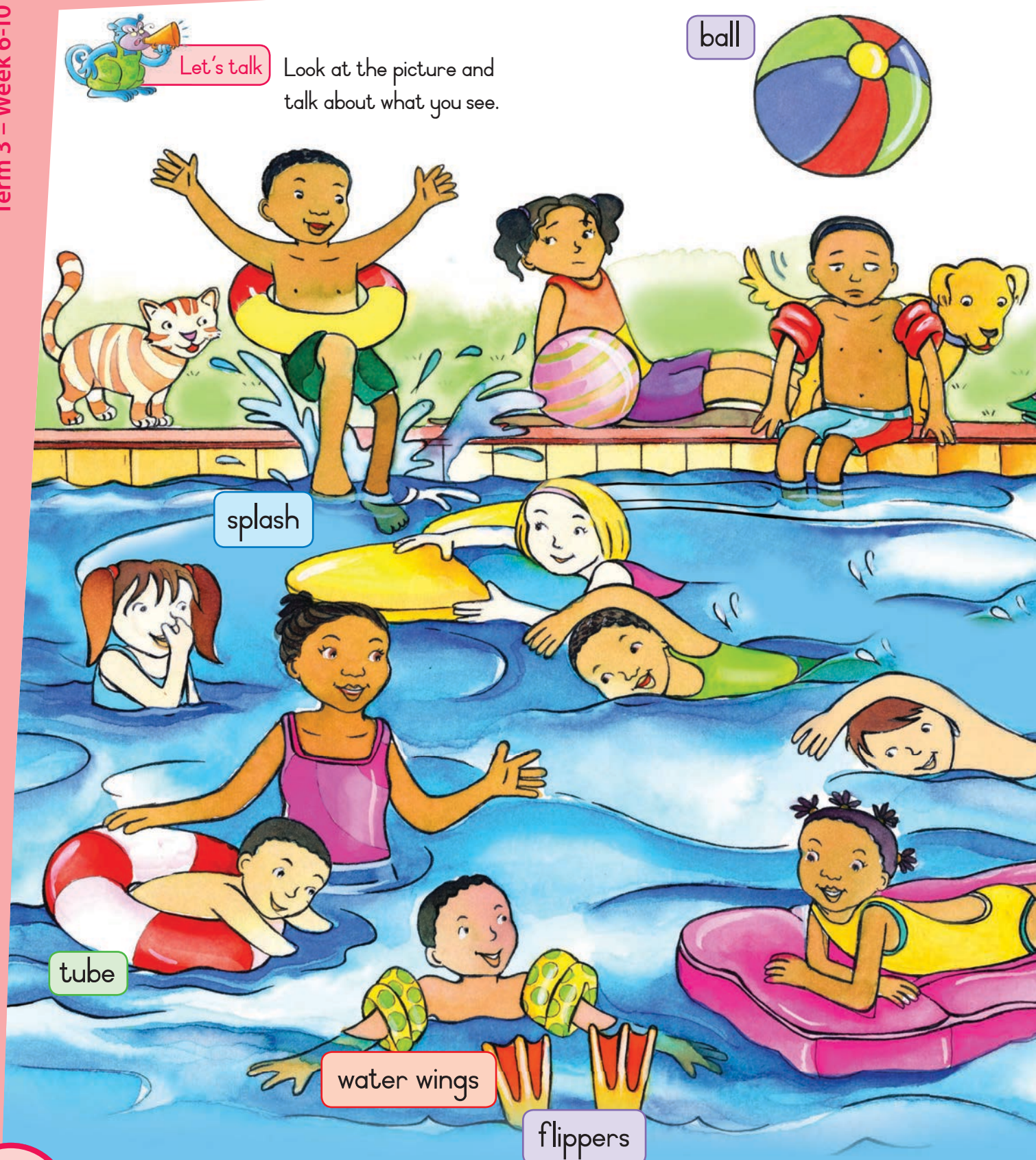


splash

tube

water wings

flippers



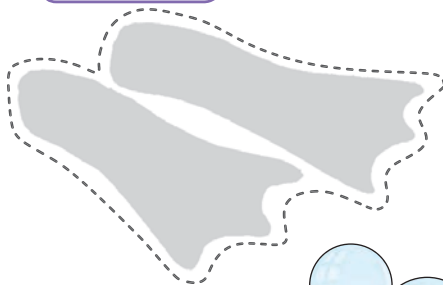




Let's do

Paste the stickers in the correct spaces.  
Say the name of each picture.

flippers



Let's write

Practise writing these letters.

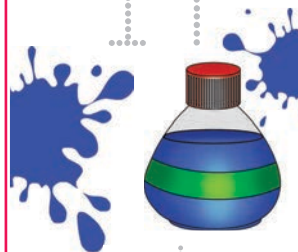
I i

I i

I i

I i


I i



ink



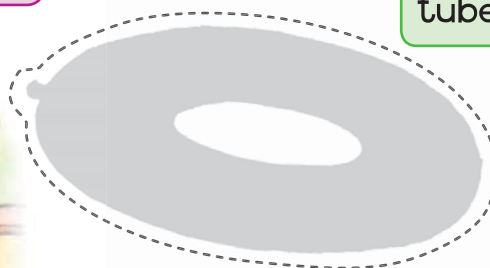
bubbles



tube

goggles

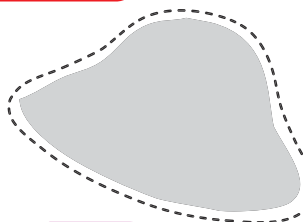
orange



sunblock



hat



bubbles




Trace the sentence and then practise writing the sentence in the next box.

Let's write



I swim in the pool.

lilo





## The i-sound



Let's write

Fill in the letter **i** in the spaces so that the words match the pictures. Listen to the **i**-sound.

\_ **i** \_ nk\_ **i** \_ ns \_ **i** \_ tp \_ **i** \_ gd \_ **i** \_ g\_ **i** \_ gloo

Walk and talk

Ask your friend what sports he/she likes.  
Say:

What sports  
do you like?




I like netball.

I like soccer.

I like swimming.

I like rugby.

I like tennis.







### Word work

Read the words and listen to the sounds.

in	ink	sit
is	it	tin



i

ink



### Let's match










Cut out the word cards at the back of the book and match them to form this sentence.

I	swim	in	the	pool.



### Let's write

Tick the pictures that have the i-sound in them.

	<input type="checkbox"/>		<input type="checkbox"/>		<input type="checkbox"/>
	<input type="checkbox"/>		<input type="checkbox"/>		<input type="checkbox"/>
	<input type="checkbox"/>		<input type="checkbox"/>		<input type="checkbox"/>




### Practise in pairs

Point to the pictures and ask your friend:

What is this? It is a \_\_\_\_\_.

What colour is it? It is \_\_\_\_\_.

## We play



Let's talk

Point to the picture  
and show your friend:

who is running.

who is winning.

who is singing.

who is dancing.

Say:

He is ...

She is ...

They are ...



Teacher reads

We swim and run.  
Ann is a nurse.

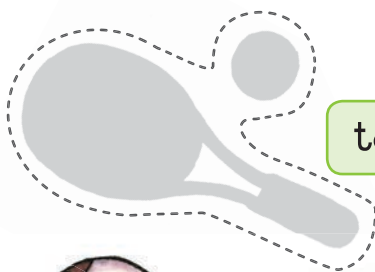






Let's do

Paste the stickers in the correct spaces. Say the name of each picture.



tennis



soccer



Let's write

Practise writing these letters.

N n

N n

N n

N n

N n



nest



refreshments

injured



soccer boots



Let's write

Trace the sentence and then practise writing the sentence in the next box.

Ann is a nurse.



# Night walk

moon

stars



Let's talk


Look at the pictures and talk about what you see.



owl



rocket



bat



Let's do

Paste the stickers in the correct spaces.  
Say the name of each picture.



Listen and repeat

What is this?  
What are these?

This is the moon.

These are bats.

This is a torch.

These are stars.

This is an owl.

These are trees.



Let's sing



## Twinke twinkle little star

\* Twinkle, twinkle, little star,  
How I wonder what you are.  
\* Up above the world so high,  
Like a diamond in the sky.  
Twinkle, twinkle, little star,  
How I wonder what you are!



pyjamas

torch





### Word work

Read the words and listen to the sounds.

no	new	name
not	nest	net



n

nose



### Let's match




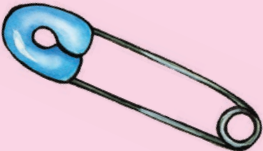


Cut out the word cards at the back of the book and match them to form this sentence.

Ann	is	a	nurse.



### Let's write

Fill in the letter **n** in the spaces so that the words match the pictures.

		
<u>n</u> est	<u>n</u> et	<u>n</u> ut
		
pi <u>n</u>	pa <u>n</u>	<u>n</u> eck

# Can you remember?

15

## Day and night



Term 3 – Week 6-10



Let's talk

Tell your friend what you see in each picture.



ball



balls



cat



cats



dog



dogs



hat



hats



goat



goats



flower



flowers



Let's write

Draw a picture of yourself and fill in your details.

My name is

My surname (family name) is

My age

I am in Grade

I like

I don't like







Let's read

Look at the picture and say what these children are doing. Say whether we do this in the day or night time.  
Now colour in the sun if you do it in the day and the moon if you do this at night.


sleeping



watching TV



waiting for a bus



reading



eating




brushing his teeth




doing homework



playing soccer



brushing her hair



Let's talk

Then say what time you do these things. Say:

I do it in the ...



morning

afternoon



night



## It's cold




Let's talk

Look at the picture and talk about what you see.



sausages



boots



Let's write

Trace the sentence and then practise writing the sentence in the next box.

Bob is at the bin.



boy

smoke

Bob

bin





Let's do

Paste the stickers in the correct spaces.  
Say the name of each picture.



fork



scarf














mealie



fire

money




## The b-sound




Let's write

Fill in the letter **b** in the spaces to make a word that matches the picture.  
Draw a line from the word to the correct picture.



Let's write


Fill in the letters **b** to complete these words so they match the pictures.




**b**ed



**b**ird



**b**read

 <b>b</b> us
___oots
___oy
___ag
___anana
___all







### Word work

Read the words and listen to the sounds.

bat	bit	bet
Bob	bad	bed



bed

b



### Let's match

Cut out the word cards at the back of the book and match them to form this sentence.

Bob	is	at	the	bin.



### Let's write

Say what these pictures are. Listen to the **b**-sound. Fill in the correct words below the picture.

Use these words.



balloons

bed

book

bike

butterfly

bananas



## It's rainy



Let's talk

Tell your friend what happened to the girls in the story.

What happened first?  
What happened next?  
Then what happened in picture 3 and 4?

1



2



Stop please!  
Wait for us.

3



4



Teacher reads

We miss the bus.






Let's do

Paste the stickers in the correct spaces.  
Say the name of each picture.


umbrella  
closed



umbrella  
open



bus



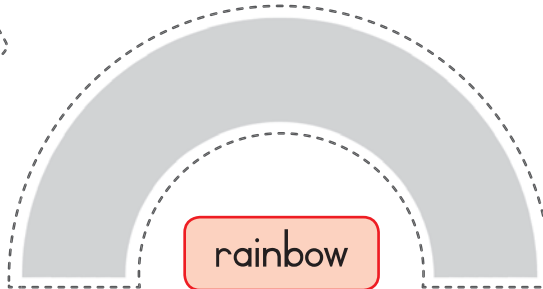
run



raincoat



rain



rainbow



Let's write

Trace the sentence and then practise writing the sentence in the next box.

We miss the bus.



Let's write

Practise writing these letters.

M m

M m

M m

M m

M m




moon

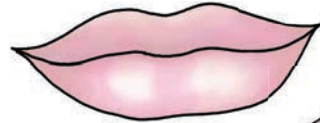
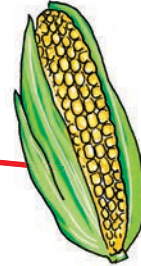
## The m-sound



Let's write

Fill in the letter **m** in the spaces so that the words match the pictures. Draw a line from the word to the correct picture.

 <u>  </u> <b>m</b> <u>  </u> e a l i e	
<u>  </u> <u>  </u> o o n	
<u>  </u> <u>  </u> a n	
<u>  </u> <u>  </u> o u t h	
<u>  </u> <u>  </u> o u s e	
<u>  </u> <u>  </u> o u n t a i n	
<u>  </u> <u>  </u> o n k e y	
<u>  </u> <u>  </u> i l k	







# Can you remember?

20

## Weather



Term 3 – Week 6-10



Let's write



Say the names of the week. What's the weather like this week? Paste a sticker in the correct space to show what the weather is like each day this week. Then, in the space below the picture, write a word to describe the weather. Use the words on the right.

hot











cloudy

sunny

windy

rainy

cold

Monday	Tuesday	Wednesday	Thursday	Friday
				
				



Let's do

Draw a line to match the sentence with the picture. Point to the pictures and tell your friend what you do on each day of the week.

I wash my clothes on Monday.

I iron my clothes on Tuesday.

I sweep the floor on Wednesday.

I wash the pots on Thursday.

I dust the house on Friday.

I bake a cake on Saturday.

I go to church on Sunday.









Let's do

Look at these pictures. Tell your friend what weather you see. Then say what each weather symbol means. Draw a line to match the picture to the weather symbol.


Paste the stickers in the correct spaces.




hot




rain



clouds



snow



wind





1

apron

tomatoes

garden

2

3



Let's talk

Look at the pictures and tell your friend the story.



Listen and say

Say:

Stop it!  
Go away!  
No!  
Don't do that!

4







Let's do

Paste the stickers in the correct spaces. Say the name of each picture and say what each word starts with.

green

grass

peas

snail

tomato

spinach

cabbage

green beans

goat

gate



Let's write

Trace the sentence and then practise writing the sentence in the next box.

A goat eats my garden.

Blank box for writing practice.



Let's write

Practise writing these letters.

G g

G g

G g

G g

G g




glass



## The g - sound



Let's write


Fill in the letter **g** in the spaces so that the words match the pictures.  
Draw a line from the word to the correct picture.

 <b>g</b> lass
___ rapes
___ ate
___ ift
___ oal
___ lue
___ oat



Let's write

Trace the pattern and then repeat the pattern below.








### Word work

Read the words and listen to the sounds.

got	go	mug
get	gum	jug



g

goat



### Let's match

Cut out the word cards at the back of the book and match them to form this sentence.

A	goat	eats	my	garden.



### Let's write

Trace the words. Draw a picture for each word.

gate

gift

goat

## Sea animals



Let's talk

Look at the picture and talk  
about what you see.

seagull




shark

octopus

sailboat



penguins



shells



tube

fish

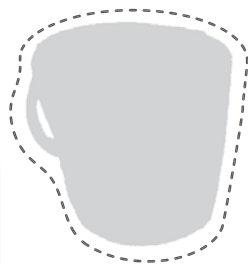






Let's do


Paste the stickers in the correct spaces.  
Say the name of each picture.




bucket




sandals



spade



sand castle



starfish



crab



shells

whale

dolphins



Let's write

Practise writing these letters.

O o

O o

O o

O o

O o

O o



orange

Let's write

Trace the sentence and then practise writing the sentence in the next box.

The octopus is in the sea.

## The o - sound



Let's write

Fill in the letter **o** in the spaces so that the words match the pictures.

d \_ o \_ g



t \_ \_ p




cl \_ \_ ck




Let's do

Draw


a happy face.




a sad face.



an angry face.



a scared face.








### Word work

Read the words and listen to the sounds.

hot	top	of
not	dog	on



o

octopus



### Let's match


Cut out the word cards at the back of the book and match them to form this sentence.

It	was	hot	on	Monday.



### Let's write

Fill in the letter **o** in the spaces so that the words match the pictures. Draw a line from the word to the correct picture.



f \_ \_ x

d \_ \_ g

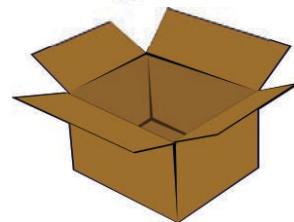


p \_ \_ t



t \_ \_ p

b \_ \_ x




# Five little elephants balancing




Let's talk

Look at the picture and talk about what you see.  
Count the elephants in each row.


elephant




One blue elephant balancing  
Step by step on a piece of string.  
Thought it was such a wonderful stunt  
That he called for another elephant.




Two blue elephants balancing  
Step by step on a piece of string.  
Thought it was such a wonderful stunt  
That they called for another elephant.



Three blue elephants balancing  
Step by step on a piece of string.  
Thought it was such a wonderful stunt  
That they called for another elephant.



Four blue elephants balancing  
Step by step on a piece of string.  
Thought it was such a wonderful stunt  
That they called for another elephant.




Five blue elephants balancing  
Step by step on a piece of string.  
All of a sudden the piece of string broke  
And down came all the elephant folk.



Teacher reads

The elephant is big.



e

e gg





Let's do

Paste the stickers in the correct spaces. Count the elephants in each of the pictures.



one



two




three



four



five



pants



skirt



Let's write

Practise writing these letters.

E e

E e

E e

E e

E e

E e

E e

E e

E e

E e

E e

E e

E e

E e




elf



Let's write

Trace the sentence and then practise writing the sentence in the next box.



The elephant is big.

## Who helps us?



Let's talk

Look at the pictures and say what work they do.

How do they help us?

Have you ever been helped by a nurse or a fireman?



fireman

sailor

policeman

cook

builder



Let's write

Trace the sentence and then practise writing the sentence in the next box.

They help us.



Teacher reads

They help us.





Let's do

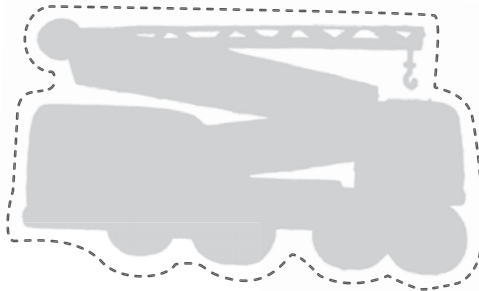
Paste the stickers in the correct spaces.  
Say the name of each picture.



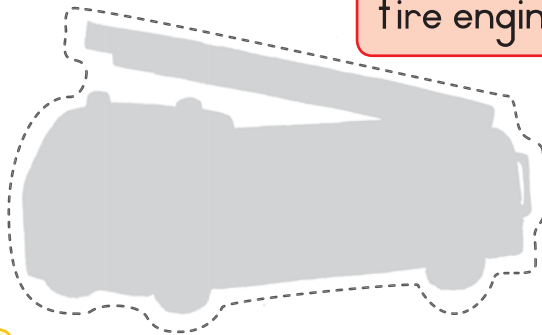
nurse



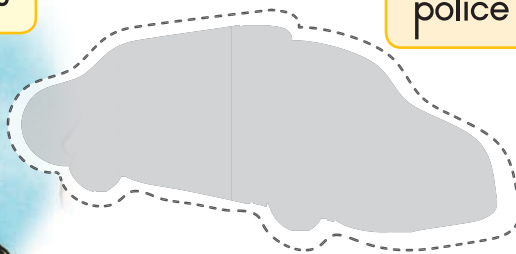
pilot



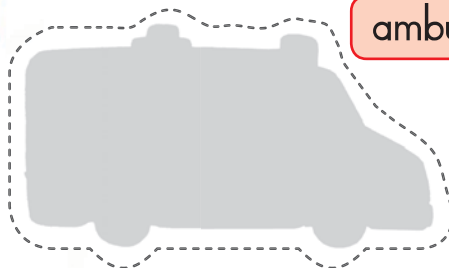
crane



fire engine



police car



ambulance



Listen and repeat

Read the sentences. Draw a line to match the sentence with the correct picture.



This is a fireman.

This is a policeman.

This is a cook.

This is a nurse.



Let's write

Practise writing these letters.

H h

H h

H h

H h

H h

H h



hat

## The h-sound



Let's write

Tick the pictures that have the **h**-sound in them.

Let's do

Talk about which animals can swim or fly.  
Paste their stickers in the correct spaces.

swim



fish



bird



frog

bat



shark



turtle



parrot

bee



fly







### Word work

Read the words and listen to the sounds.

hat	hail	hard
hot	hole	hatch

# house

# h



### Let's match




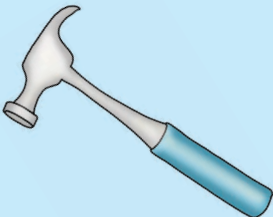


Cut out the word cards at the back of the book and match them to form this sentence.

They	help	us.



### Let's write

Fill in the letter **h** in the spaces so that the words match the pictures.


		
<u>h</u> oney	__eart	__ose
		
__ammer	__and	__orse

## Fetch my cat



Let's talk

Look at the pictures and tell your friend the story.



Teacher reads

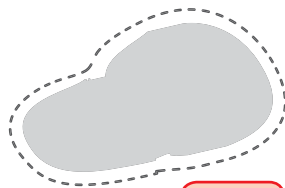
The fireman fetches my cat.





Let's do

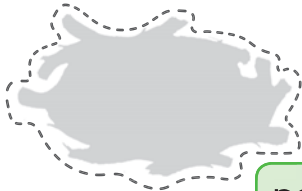
Paste the stickers in the correct spaces.  
Say the name of each picture.



cap



bird



nest



cat



branch



Let's write

Tick the sentences that are correct.

The cat is in the tree.



The dog is in the tree.



The ladder is long.



The boy is crying.



fire



Let's write

Trace the sentence and then practise writing the sentence in the next box.

Fetch my cat.




## The f-sound



Let's write

Say who these people are. Then draw a line to show what each person uses.  
How do these people help us?







### Word work

Read the words and listen to the sounds.

fun	fin	frog
fat	fan	fit



f

frog



### Let's match

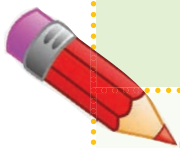
Cut out the word cards at the back of the book and match them to form this sentence.







Please	fetch	my	cat.



### Let's write

Fill in the letter **f** in the spaces so that the words match the picture.



		
<b>f</b> ingers	___ire	___all
		
___ence	___at	___lag

# Can you remember?

30

## Opposites



Let's talk

Look at the picture and talk about what you see.  
Can you think of more opposites?



day

night



young

old




slow

fast



short

tall



small

big



heavy

light











Let's do

Paste the stickers in the correct spaces. Say the name of each picture.





Let's talk

Tell your friend what you buy at these shops.



butchery



clothing shop



supermarket



greengrocer



pet shop



Teacher reads

We run to the bus.  
We go to town.  
What will we buy today?





Let's write

Practise writing these letters.

U u

U u

U u

U u

U u



umbrella



Let's write

Trace the sentence and then practise writing the sentence in the next box.

We run to the bus.

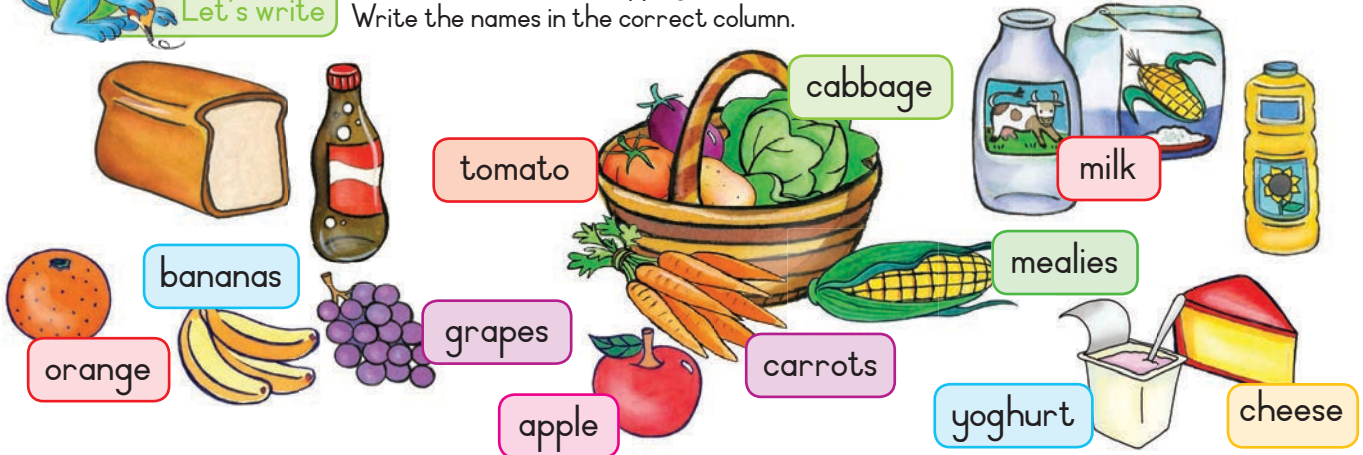



## The u - and r - sounds



Let's write

Sort the items in the shopping basket.  
Write the names in the correct column.









Fruit	Vegetables	Dairy
		



Let's write

Fill in the letter **r** in the spaces so that the words match the pictures.



# umbrella



u


r



Word work

Read the words and listen to the sounds.

up	cup	cut
run	rat	robot



Let's match

Cut out the word cards at the back of the book and match them to form this sentence.

# robot

We	run	to	the	bus.



Let's write

Fill in the letters **U** to complete these words so they match the pictures.



bus



sun



umbrella

# We go to town



Let's talk

Look at the picture and talk about what you see.

Where do we go if we are sick?  
Where do we get food?  
Where do we go for books?  
Where do we go for sports?  
Where do we go for transport?

butchery

florist

supermarket

hospital

bakery

sports field

pharmacy

museum

bank

petrol station

bus stop








Let's write

Trace the sentence and then practise writing the sentence in the next box.

I am on the bus.




Let's write

Practise writing these letters.

U u

U u

U u



R r

R r

R r



rabbit



## The library



Let's talk

Look at the picture and talk about what you see.

calendar



**September**

Mon	Tue	Wed	Thr	Fri	Sat	Sun
1	2	3	4	5	6	7
8	9	10	11	12	13	14
15	16	17	18	19	20	21
22	23	24	25	26	27	28
29	30	1	2	3	4	5

board

poster



Ken



Teacher reads

We go to the library.  
Our teacher reads to us.



Let's write

Trace the sentence and then practise writing the sentence in the next box.


The kids read books.





Listen and repeat

Read the letters of the alphabet.



Let's write

Practise writing these letters.

K k

K k

K k



kite



books

book

newspaper



Let's write

Tick (✓) the sentences that are correct.

It is September.



Teacher sits on a chair.



There are 6 boys.



There are many books.



Teacher is a man.



Ken has a book.



Teacher reads.



Teacher has blue shoes.



D d

D d

D d

D d



door

## The k - and d - sounds



Let's match

Cut out the word cards at the back of the book and match them to form this sentence.

The

kids


read

books.



Let's write

Fill in the letter **k** or **d** in the spaces so that the words match the pictures.

kitekettlekangaroodogdrumduck





### Word work

Read the words and listen to the sounds.

kite	kick	kiss
dog	drum	did

dog



k


d

kettle




### Let's write

What do these words start with?  
Fill in the **k**-sound or the **d**-sound?




d



### Let's write

Complete the pattern.



## The j- and l-sounds



Let's write

Look at the calendar on the back cover to help you answer these questions.

In which month is your birthday?



In which month is Christmas?




In which month is Easter?






Which months are cold?

Which months are hot?



Let's write

Fill in the letter **l** in the spaces so that the words match the picture.



**l**adder

**l**etter

**l**eaf





## Word work

Read the words and listen to the sounds.

log	lip	lump
lot	let	lap

job	jog	jump
jet	joy	joke



## Let's write

Practise writing these letters.

J j



Jug



## Let's write

Fill in the letter **j** in the spaces so that the words match the picture.



jacket



## Let's write

Cut out these cards and use it for christmas cards.



jam




juice



jersey

To \_\_\_\_\_  
Happy Christmas  
From \_\_\_\_\_



To \_\_\_\_\_  
Happy Christmas  
From \_\_\_\_\_



## Christmas time



Let's sing

Dashing through the snow  
In a one horse open sleigh  
O'er the fields we go  
Laughing all the way  
Bells on bob tails ring  
Making spirits bright  
What fun it is to laugh and sing  
A sleighing song tonight

Oh, jingle bells, jingle bells  
Jingle all the way  
Oh, what fun it is to ride  
In a one horse open sleigh  
Jingle bells, jingle bells  
Jingle all the way  
Oh, what fun it is to ride  
In a one horse open sleigh



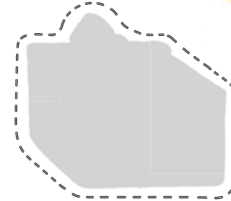
Let's talk

Look at the picture and tell your friend what month it is. Tell your friend what they are doing.




angel

refreshments



present



christmas tree







Santa

sleigh

tree



Teacher reads


It is Christmas.  
We are happy.  
Yes we are all happy.



Let's write

Trace the sentence and then practise writing the sentence in the next box.

It is Christmas.



Let's write

Practise writing these letters.

X x



fox

Y y



yo-yo

Z z



zebra

## The c - and w - sound



Let's write








Tick the pictures that have the **C**-sound in them.

	<input checked="" type="checkbox"/>		<input checked="" type="checkbox"/>
	<input checked="" type="checkbox"/>		<input checked="" type="checkbox"/>
	<input checked="" type="checkbox"/>		<input checked="" type="checkbox"/>



Let's write

Fill in the letter **W** in the spaces so that the words match the picture.

		
 <u>w</u> all	___hale	___allet
		
___atch	___heel	___eat



Let's write

Practise writing these letters.

C c

C c




cat

W w

W w



water



whale





Let's match

Cut out these word cards and paste them into the correct spaces to form sentences. Use the numbers to show you which page the sentences should match with.



5

Sisi

sits.

Sam

sits.

9

Sam

is

sick.

15

This

is

too

big.

19

The

pig

is

pink.

23

I

swim

in

the

pool.

65

29

Ann

is

a

nurse

35

Bob

is

at

the

bin.

39

The

moon

and

the

stars.

45

A

goat

eats

my

garden

49

It

was

hot

on

Monday.

55

They

help

us.

59

Please

fetch

my

cat.

70

The

kids

read

books.

We


run

to

the


bus.

77





2




3



4



13



14



16



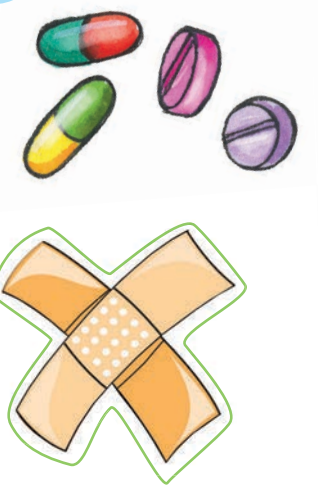
17



7



6





23



27



31




12








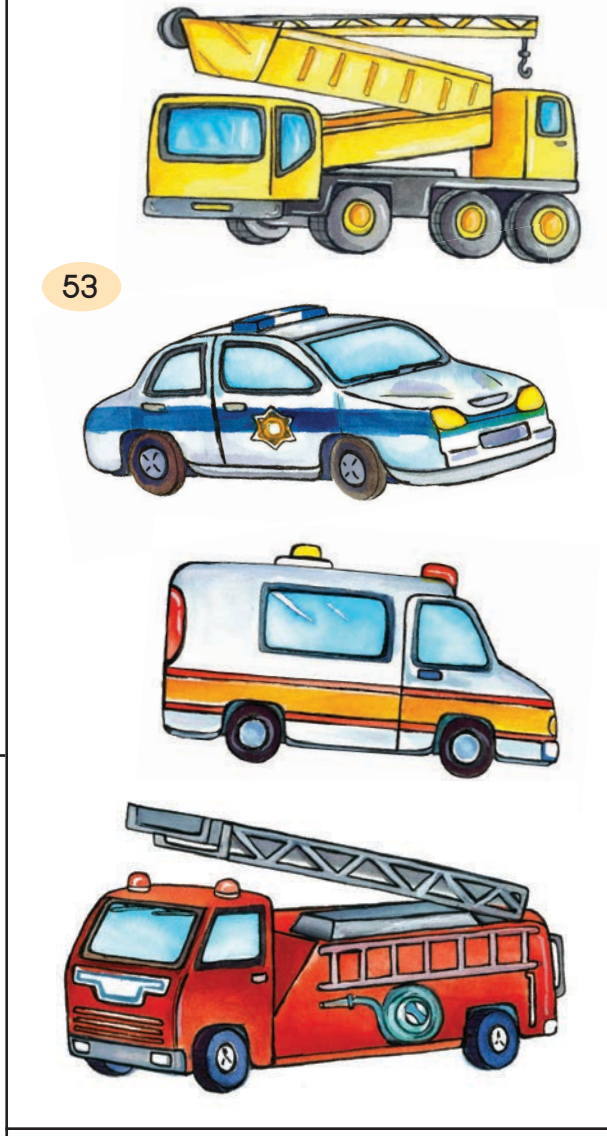



28




32

















2




3



4



13



14



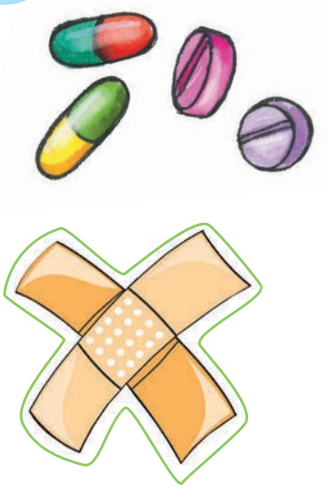
16



17




6



23



27



31




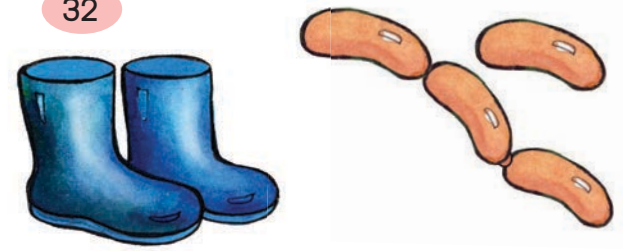
12



28




32




11




40



33



51




50


53



37




54



41



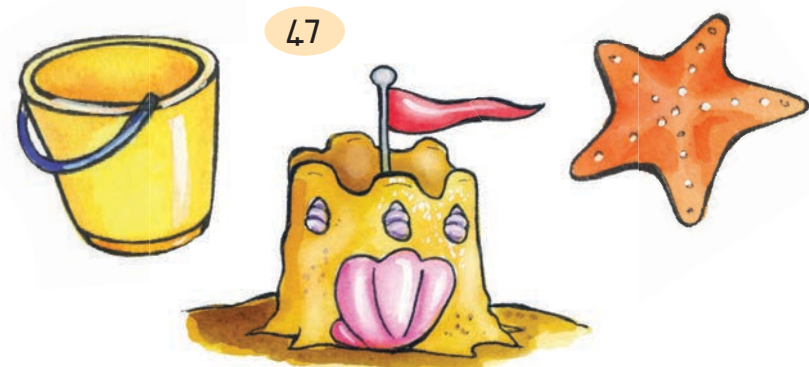
43




57



47



60



74







