

RESPONSIBILITIES OF THE YOUTH OF SOUTH AFRICA

Equity  Treat every person equally and fairly. Do not discriminate.	Human dignity  Respect everyone. Be kind and caring.	Life  All life is precious. Treat all life with respect.
Family  Honour and respect your parents. Be kind and loyal to your family.	Education  Attend school, learn and work hard. Adhere to the school's rules.	Work  Help your family with work in your home. Children must not be forced to get a job.
Freedom and security  Do not hurt, bully or intimidate others, and do not let others do so. Solve disagreements in a peaceful way.	Property  Respect the property of others. Do not damage property and do not steal.	Religion, belief and opinion  Respect the beliefs and opinion of others.
Safety  Look after the earth. Do not waste water and electricity. Look after animal and plant life. Keep your home and community clean and safe.	Citizenship  Be a good and loyal South African citizen. Obey the laws, and ensure others do as well.	Freedom of expression  Do not spread lies and hatred. Ensure others are not insulted or have their feelings hurt.

ISBN 978-1-4315-0048-2



ENGLISH HOME LANGUAGE
 GRADE 1 – BOOK 2
 TERMS 3 & 4
 ISBN 978-1-4315-0048-2
 7th Edition
 THIS BOOK MAY NOT BE SOLD.

- Workbooks available in this series:
- First Additional Languages Grades 1–2 (In all official languages)
 - First Additional languages Grades 3–6 (In English)
 - Home Language Grades 1–6 (In all official languages)
 - Mathematics Grades 1–3 (In all official languages)
 - Mathematics Grades 4–9 (In English and Afrikaans)
 - Lifeskills Grades 1–3 (In all official languages)

ENGLISH HOME LANGUAGE – Grade 1 Book 2

ISBN 978-1-4315-0048-2

Revised and CAPS aligned



Grade 1

ENGLISH HOME
 LANGUAGE

Book 2
 Terms 3 & 4



basic education
 Department:
 Basic Education
 REPUBLIC OF SOUTH AFRICA



Mrs Angie Motshekga,
Minister of
Basic Education



Mr Enver Surty,
Deputy Minister of
Basic Education

These workbooks have been developed for the children of South Africa under the leadership of the Minister of Basic Education, Mrs Angie Motshekga, and the Deputy Minister of Basic Education, Mr Enver Surty.

The Rainbow Workbooks form part of the Department of Basic Education's range of interventions aimed at improving the performance of South African learners in the first six grades. As one of the priorities of the Government's Plan of Action, this project has been made possible by the generous funding of the National Treasury. This has enabled the Department to make these workbooks, in all the official languages, available at no cost.

We hope that teachers will find these workbooks useful in their everyday teaching and in ensuring that their learners cover the curriculum. We have taken care to guide the teacher through each of the activities by the inclusion of icons that indicate what it is that the learner should do.

We sincerely hope that children will enjoy working through the book as they grow and learn, and that you, the teacher, will share their pleasure.


We wish you and your learners every success in using these workbooks.

The reading process

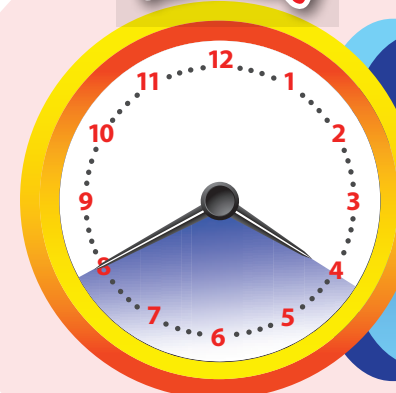
Pre-reading



- Think about what you already know about the topic.
- Think about the author and the date of the publication.
- Read the first and last paragraphs of a section.
- Try to predict what the text will be about.



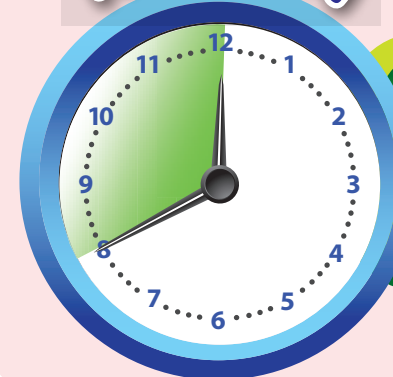
Reading



- While reading, pause occasionally to check that you understand.
- Compare your predictions with what you read.
- If you can't work out the meaning of unknown words use a dictionary.
- If you don't understand a section read it again slowly. Read it aloud.



Post-reading



- Try to remember specific information.
- Make a mind map of key ideas.
- Write a summary to help you remember key ideas.
- Use ideas from what you read in your own writing.



Published by the Department of Basic Education
222 Struben Street
Pretoria
South Africa
© Department of Basic Education
Seventh edition 2017

ISBN 978-1-4315-0048-2

The Department of Basic Education has made every effort to trace copyright holders but if any have been inadvertently overlooked the Department will be pleased to make the necessary arrangements at the first opportunity.

This book may not be sold.


Grade

1



Home Language

in ENGLISH



ENGLISH

Book

2



Theme 5: What we enjoy

Term 3: weeks 1–4

65 Pets 2

Speaking about a picture.
Reading short sentences.
Word work: The vowel sounds.
Matches word cards with sentences.
Writing: Practices A.
Writing: Copies the sentence.

66 Cats and dogs 4

Fills in the correct vowels so that word matches the picture.
Phonics: Finds and circles vowels.
Uses alphabetical order to join the dots.
Writing: Practise writing your name.

67 I wish I had a fish 6

Speaking about a picture.
Reading short sentences.
Word work: sh and th-sounds.
Matches word cards with sentences.
Writing: Practices B.
Writing: Copies the sentence.

68 Pets and other animals 8

Draw a picture of a pet and discuss with a friend.
Phonics: Finds and circles the th, ch, sh, st, sh sounds.
Fun activity: Cut out farm animals and paste them onto a farm picture.

69 Fun in the sun 10

Speaks about a picture.
Reads short sentences.
Word work: The vowel sounds.
Matches word cards with sentences.
Writing: Practices C.
Writing: Copies the sentence.

70 Word work 12

Writing: Fill in the vowels to form words that match the pictures.
Writing: Match the capital letter with the small letter.
Fun: Identifies the picture that does not belong to the group. Writes the name for each group.

71 Let's play 14

Speaks about a picture.
Reads short sentences.
Word work: ch-sounds.
Matches word cards with sentences.
Writing: Practices D.
Writing: Copies the sentence.

72 I like to play 16

Match the words with the correct picture.
Phonics: Finds and circles the ch sounds.
Match words with the correct picture.
Fun: Eye tracking activity.

73 We like to run 18

Speaks about a picture.
Reads short sentences.
Word work: st-sound.
Matches word cards with sentences.
Writing: Practices E.
Writing: Copies the sentence.
Use the pictures to tell the story.

74 Winning 20

Speaks about a picture.
Phonics: Find and circle the st-sounds.
Tells a story based on pictures.
Uses ch or st to complete the words so that they match the picture.

75 At the shop 22

Speaks about a picture.
Reads short sentences.
Word work: sh-sound.
Matches word cards with sentences.
Writing: Practices F.
Writing: Copies the sentence.

76 What to buy? 24

Fill in sh to form words that match the pictures.
Phonics: Find and circle the sh sound.
Fun: Write a list of items based on a picture.

77 Reading 26

Reads speech bubbles and short sentences.
Speaks about a picture.
Reads short sentences.
Word work: th-sounds.
Matches word cards with sentences.
Writing: Practices G.
Writing: Copies the sentence.

78 I like books 28

Alphabetical order.
Writing: answers questions about the picture.
Fills in vowels to complete words that match with the picture.
Fun: Eye tracking activity.

79 The three bears 30

Revises the vowel sounds.
Makes a cut-out story book.
Colours the picture of the three bears.
Finds items hidden in the picture.
Reads the story of The three bears.



Theme 6: Going places

Term 3: weeks 5–8

81 The birthday party 36

Speaks about a picture.
Reads short sentences.
Word work: pl, bl, cl, sl sounds.
Matches word cards with sentences.
Writing: Practices H.
Writing: Copies the sentence.
Writing: Fills in their name, age and birthday.

82 Happy birthday 38

Sings Happy Birthday.
Fills in the correct letters at the start of the word and then matches the word to the correct picture.
Phonics: Finds and circles sl, pl, bl, fl sounds.
Fun activity: Traces the names of the months on the calendar. Fills in their birthday and their friends' birthdays.

83 Sam and Ann get lost 40

Speaks about a picture.
Reads short sentences.
Word work: cl, st, ing sounds.
Matches word cards with sentences.
Writing: Practices I.
Writing: Copies a sentence.
Reads the days of the week.

84 The days of the week 42

Speaks about their favourite day of the week.
Draws a picture showing what they do on this day.
Writing: Fills in the correct days of the calendar.
Phonics: Finds and circles nt, nd, cl, st, ing sounds.
Fun activity: Trace and find (eye tracking).

85 We go to the zoo 44

Speaks about a picture.
Reads short sentences.
Word work: nt, nd, cl, st, ing sounds.
Writing: Practices J.
Writing: Copies the sentence.
Phonics: Finds and circles cr, gr, fr, dr sounds.

86 The animals at the zoo 46

Writing: Fills in the missing words to complete the sentences.
Writing: Writes their name, favourite animal.
Writing: Copy the letters.
Phonics: Finds and circles the dr, fl, bl, gr, bl sounds.
Fun activity: Trace and find. Writes their name and favourite animal.

87 At the farm 48

Speaks about a picture.
Reads short sentences.
Word work: The vowel sounds.
Matches word cards with sentences.
Writing: Practices K.
Writing: Copies the sentence.
Writing: Writes two sentences about the picture.
Writing: Writes their name, age and name of their school.

88 Life on the farm 50

Makes the sounds of the animals and let's a friend guess what animal they are.
Writing: Fills in the missing words to complete the sentences.
Phonics: Finds and circles the sw, gr, tr, fr and dr sounds.
Draw a line to show what we get from each animal.

89 At the circus 52

Speaks about a picture.
Reads short sentences.
Word work: The vowel sounds.
Matches word cards with sentences.
Writing: Practices L.
Writing: Copies the sentence.
Writing: Writes two sentences about the picture.
Writing: Writes their name, age and completes a sentence.

90 The animals at the circus 54

Draws favourite animal and writes name of animal.
Writing: Adds s to the words to show plural.
Phonics: Finds and circles nt, cl, ck, ll and nt sounds.
Fun activity: Joins the dots alphabetically to see what animal this is.

91 We go to the soccer 56

Speaks about a picture.
Reads short sentences.
Word work: The vowel sounds.
Matches word cards with sentences.
Writing: Practices M.
Writing: Copies the sentence.
Writing: Writes two sentences about the picture.
Writing: Writes their name and completes two sentences.

92 My favourite game 58

Draws a picture of the game most liked.
Writing: Writes two sentences about the picture.
Writing: Uses prescribed words to complete the sentences.
Phonics: Finds and circles ld, ck, sh, lt, ck sounds.
Fun activity: Uses visual discrimination to talk about the differences in the pictures.
Find items in the pictures.

93 The toy shop 60

Speaks about a picture.
Reads short sentences.
Word work: The vowel sounds.
Writing: Practices N.
Writing: Copies the sentence.
Writing: Writes their name, age and completes a sentence.
Phonics: Finds and circles ll, ld, sh, ck-sounds.

94 The toys I like 62

Uses the alphabet to join the dots to form a picture.
Writing: Completes the sentences using the pictures and prescribed words as a guide.
Fun activity: Sorts the items into the correct baskets.

95 The three little pigs 64

Speaking about a picture.
Reads the story of the three little pigs



Theme 7: Where we live

97 The clinic 68

Speaks about the pictures.
Reads a cartoon story.
Word work: st, cl, sw, dr blends.
Writing: Practices O.
Writing: Copies the sentence.
Writing: Draws a picture about being ill and writes three sentences about the picture.

98 Get well 70

Recalls sequence of events by numbering pictures.
Writing: Makes a get well card for someone.
Phonics: Reads the sentences and fills in missing words.
Punctuates sentences.
Matches the words with the correct pictures.

99 Sam at the dentist 72

Speaks about the pictures.
Reads a cartoon story.
Word work: st, cl, sw, dr blends.
Writing: Practices P.
Writing: Copies the sentence.
Writing: Draws a picture and writes three sentences about the picture.
Writing: Draws a picture about how to care for teeth and writes three sentences about it.

100 Caring for ourselves 74

Speaking about the pictures.
Writing: Writes a sentence about two of the pictures.
Writing: Identifies plurals.
Fun activity: Trace and find (eye tracking)

101 Road safety 76

Speaks about the pictures.
Reads short sentences.
Word work: cr, wh, st, th-sounds..
Writing: Practices Q.
Writing: Copies the sentence.
Writing: Draws a picture about crossing the street and writes a caption for it.

102 Road safety 78

Colours in the traffic lights.
Completes the sentences by filling in the missing words.
Matches the words with the correct road sign.

103 Transport 80

Speaks about the picture.
Reads short sentences.
Word work: Revises st and tr blends.
Writing: Practices R.
Writing: Copies the sentence.

104 Transport 82

Cut out the different kinds of transport and paste them on land, sea or sky.

105 The fire 84

Speaks about the picture.
Reads short sentences.
Word work: the ed-sound (past tense).
Writing: Practices S.
Writing: Copies the sentence.
Writing: Draws a picture of a fire and then writes about the picture.

106 The fire 86

Speaks about the pictures.
Writing: writes sentences about the pictures.
Phonics: Finds word with the ed-sound.
Trace and find. Help the fire-fighter to get to the fire (eye tracking).

107 At school 88

Speaks about the picture.
Reads short sentences.
Word work: ed-sounds.
Writing: Practices T.
Writes sentences about what they did the previous day.
Draws a picture to show what they like to do at school and then writes about the picture.

Term 4: weeks 1–4

108 What we do at school 90

Draws a picture of their school friend and then writes a sentence about her or him.
Fills in missing verbs to complete sentences.
Matches words and pictures.

109 After school 92

Speaks about the pictures.
Reads sentences about pictures.
Word work: ed-sounds revised.
Writing: Practices U.
Writes sentences about what they did the previous day and illustrates sentences.

110 At night 94

Sings: Twinkle Twinkle little star.
Word game revising blends and diagraphs.
Fills in missing words to complete sentences.
Punctuates sentences.

111 Filling in sounds 96

Sorts blends and diagraphs and copies them into the correct sound boxes.
Makes the cut out book of story of Pooh bear.

112 Reads the story of Winnie the Pooh. 97



Theme 8: Our World

113 Weather 102

Speaks about the pictures.
Reads speech bubbles and sentences.
Word work: ing, nd, ld-endings.
Writing: Practices V.
Draws a picture about the weather and writes a caption for the picture

114 What's the weather? 104

Writing: writes sentences about pictures.
Uses the adjectives to complete the sentences.
Phonics: Finds and circles the sounds ing, old, nd, bl, sh sounds.
Punctuates sentences.
Differentiates between clothes for the different weather.

115 It's storming 106

Speaks about the picture.
Reads a short story.
Word work: Revises th, st and sh-sounds.
Writes sentences with these words.
Writing: Practices W.
Draws a picture about a storm and writes three sentences about the picture.

116 More about the weather 108

Fills in the correct pronouns for complete sentences.
Reads a weather chart and then answers questions based on the chart.
Keeps a weather chart for five days.

117 The seasons 110

Speaks about the pictures of the seasons.
Sorts words into sound boxes.
Word work: gr, st, sw, sh sounds.
Writing: Practices S.
Draws a picture about their favourite season and writes sentences about it.

118 Days, weeks and months 112

Speaks about a calendar.
Answers questions based on the calendar.
Fills in missing words about the seasons.
Identifies the season and the animals and plants in a picture.

119 Bongi and Ann plant vegetables 114

Speaks about the picture.
Reads labels and short story.
Word work: revises fr, gr, tr-sounds.
Writing: Practices Z.
Writes a list of the vegetables included in the picture.
Sorts fruit and vegetables and writes a sentence about their preference.

120 Planting in our garden 116

Speaks about the pictures.
Fills in verbs to complete sentences.
Punctuates the sentences.
Cuts out pictures of vegetables and pastes them on to a bar chart.

121 At the game park 118

Speaks about the picture.
Reads short story and labels.
Word work: revises ch, sh-sounds.
Writing: Practices Y.
Writes about the animals in the picture.

122 Animals 120

Labels the different parts of two animals.
Writing: Completes a chart about animals.
Fills in missing words to complete sentences.
Follows instructions to complete a drawing.

Term 4: weeks 5–8

123 At the seaside 122

Speaks about the picture.
Reads labels and a short story.
Word work: wh, sh, ck sounds.
Draws a picture of a sea animal and writes a sentence about it.

124 Fish 124

Joins the dots alphabetically to complete a picture.
Fills in the names of fish to complete sentences.
Punctuates sentences.
Finds and circles the sounds sh, ch, wh, th sounds.
Fun activity: trace and find.

125 Reads the story of Bubu the elephant. 126





Let's speak

Look at the picture and talk about what you see.



Let's read

Ann has a cat.



Jabu has a parrot.



Pat has a rat.



Bongi has a dog.



Date: _____

Sight words

am

is

run



Word work

Read the words and listen to the sounds. Then write two sentences in your exercise book using words from the word work box.

cat	dog	Ben
rat	log	ten
has	jog	men



Let's match

Match the word cards with the words in this sentence.

The	cat	and
the	rat	ran.



Copy the letters.

Let's write




a a

A A



Let's write

Copy the sentence.



The cat and the rat ran.

TEACHER: Sign _____

Date _____

3



Let's do

Fill in the correct letter so that the word matches the picture.

ca t

___ in

___ at

___ og

p ___ n

ca ___

___ in

___ at

___ og

p ___ n



Sounds

Read the sentences, then find and circle the sounds as shown in the example.

a

The cat and the rat ran to the mat.

e

Ben went to bed.

i

I lick my lips.

o

The dog is hot but the cat is not hot.

u

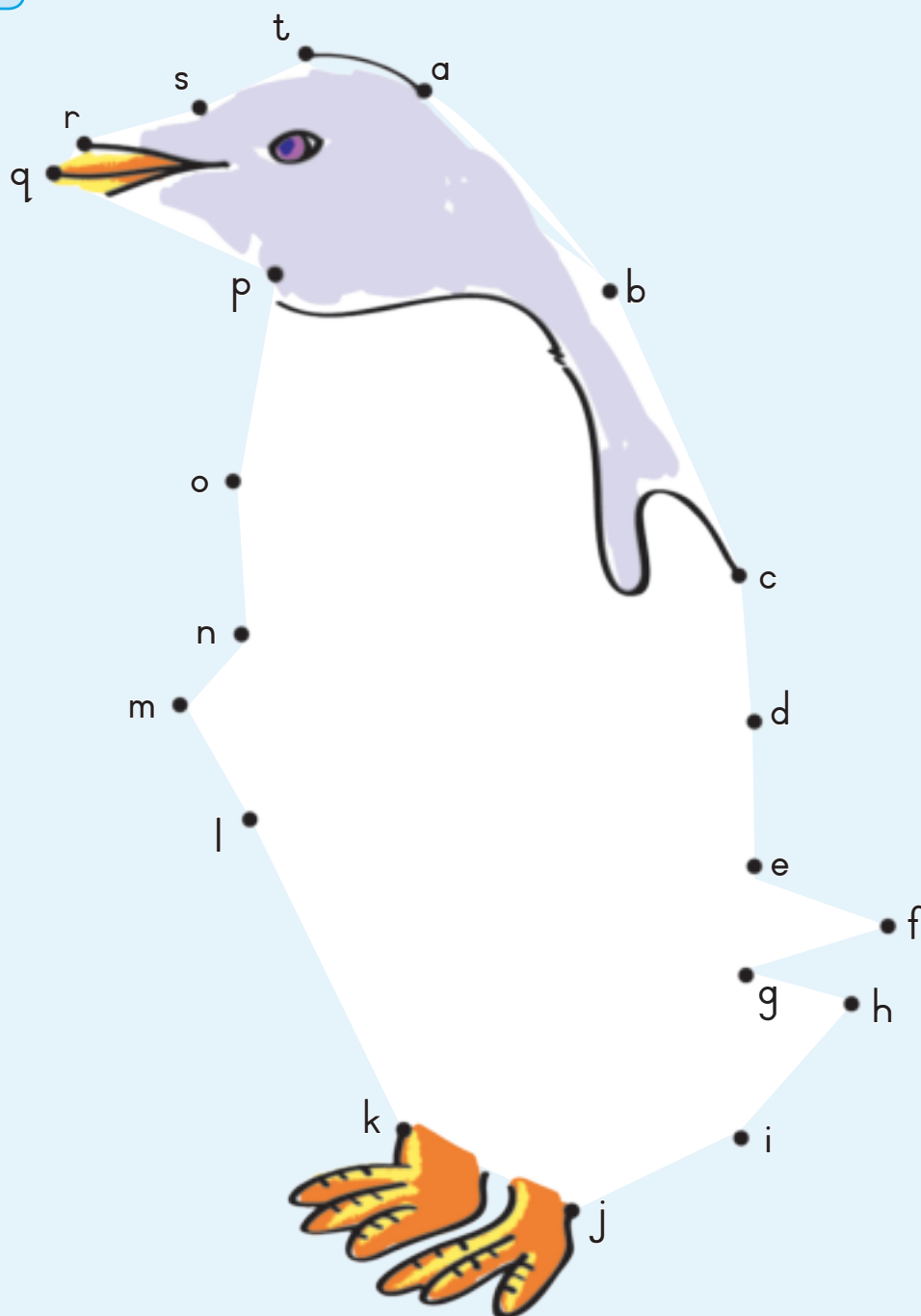
I eat my bun in the sun.

Date: _____



Fun

Follow the letters of the alphabet to complete this drawing.
Colour it in. Then talk about whether this animal would be a good pet.



Let's write

Practise writing your name.

Four horizontal lines for writing practice.

TEACHER: Sign _____

Date _____



Let's speak


Look at the pictures and talk about what you see.

I wish I had a fish.



Let's read

This is a dog.
That is a cat.
These are chicks.
I wish I had a fish.




Word work

Read the words and listen to the sounds. Then write two sentences in your exercise book using words from the word work box.

wish	this	ship
fish	that	shop
dish	then	shut



Date: _____



Let's match

Match the word cards with the words in this sentence.

I

wish

I

had

a

fish.



Copy the letters.

Let's write



b b

B B



Let's write

Copy the sentence.



This is my fish.

TEACHER: Sign _____

Date _____

7



Let's do

Draw a picture of an animal you think will make a good pet.
Tell your friend why you think it will be a good pet.



Sounds



Read the sentences, then find and circle the sounds as shown in the example.

th	Th is my dog.
th	The children have chicks.
sh	We swim with the fish in the pond.
th	They have a pet frog.
sh	She has a fish in a dish.
sh	She plays with the dog.



Fun

Cut out the animals on the opposite page and paste them in place.



Date: _____



Fun

What animals make good pets?

What animals are wild?

What animals live on a farm?



TEACHER: Sign _____

Date _____

9

Let's speak Look at the picture and talk about what you see.



We have fun in the sun.
We like to dig and we like to run.
Sam has a red cap.
I sit on a mat and eat a big bun.



Date: _____

Sight words

we
like
to



Word work

Read the words and listen to the sounds. Then write two sentences in your exercise book using words from the word work box.

sun	dig	red
fun	in	bed
run	big	led



Let's match

Match the word cards with the words in this sentence.

We	have	fun
in	the	sun.



Copy the letters.

Let's write




c c

C C



Let's write

Copy the sentence.



We have fun in the sun.

TEACHER: Sign _____

Date _____

11



Let's write

Complete the words so that they match the picture. Use one of these letters.

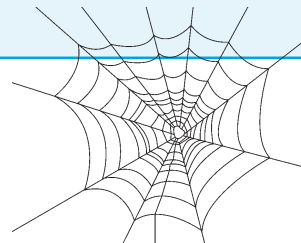
a	e	i	o	u
---	---	---	---	---



c _ t



c _ p



w _ b



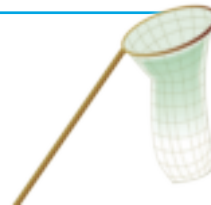
t _ p



r _ t



d _ g



n _ t



t _ p



b _ d



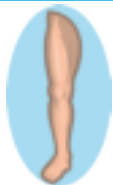
s _ n



p _ n



j _ g



l _ g



l _ p



p _ t



b _ s



z _ p



m _ t



v _ n



b _ t

Date: _____



Let's write

Now draw a line to match the capital letter with the small letter.

a	e	i	o	u
U	O	E	I	A



Fun

Cross out the picture that does not belong to the group. Then write the name for each group.
Use these words to help you.

cars

cats

dogs

plants

fruit

clothes

	<p>dogs</p>
	<p>_____</p>
	<p>_____</p>
	<p>_____</p>
	<p>_____</p>
	<p>_____</p>

TEACHER: Sign _____

Date _____

13



Let's speak

Look at the picture and talk about what you see.



Let's read

It is **such** fun to run in the sun.
 We very **much** like to play.
 I like to run and jump.



Date: _____

Sight words

it
like
as



Word work

Read the words and listen to the sounds. Then write two sentences in your exercise book using words from the word work box.

much	chip	chin
such	chop	chick
church	chimp	chat



Let's match

Match the word cards with the words in this sentence.

It	is	such
fun	to	play.



Copy the letters.

Let's write



d d


D D



Let's write

Copy the sentence.

It is such fun to play.



TEACHER: Sign _____

Date _____

15



Let's do

Draw a line from the word to the correct picture.



swing

run

jump

kick

sit

swim

stand

hop



Sounds

Read the sentences, then find and circle the sounds as shown in the example.

ch

It is su(ch) fun.

ch

Ben is such a good dog.

ch

It is such a hot day.

ch

The chicks very much like to play.

ch

I very much like cheese and chips.

ch

The children go to church.




Date: _____



Let's match

Match these words with the correct picture.
Then circle the **ch** in each word.



chop

chimp


chips

chick



Fun

Help these
children to
find the park.



TEACHER: Sign _____

Date _____

17



Let's speak

Look at the picture and talk about what you see.



watermelon

run

jump



Let's read

We like to run.

Ann and Sam run very fast.

Ben, my dog, is always last.

Stop Ben! Stop!



Date: _____

Sight words

we
run
very



Word work

Read the words and listen to the sounds. Then write two sentences in your exercise book using words from the word work box.

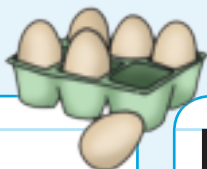
fast	best	still
last	rest	stand
past	nest	stop



Let's match

Match the word cards with the words in this sentence.

We	run	fast.
Ben	comes	last.



Copy the letters.

Let's write



e e

E E



Let's write

Copy the sentence.



We run fast.



Fun



Talk to your friend about these two pictures. What is happening?



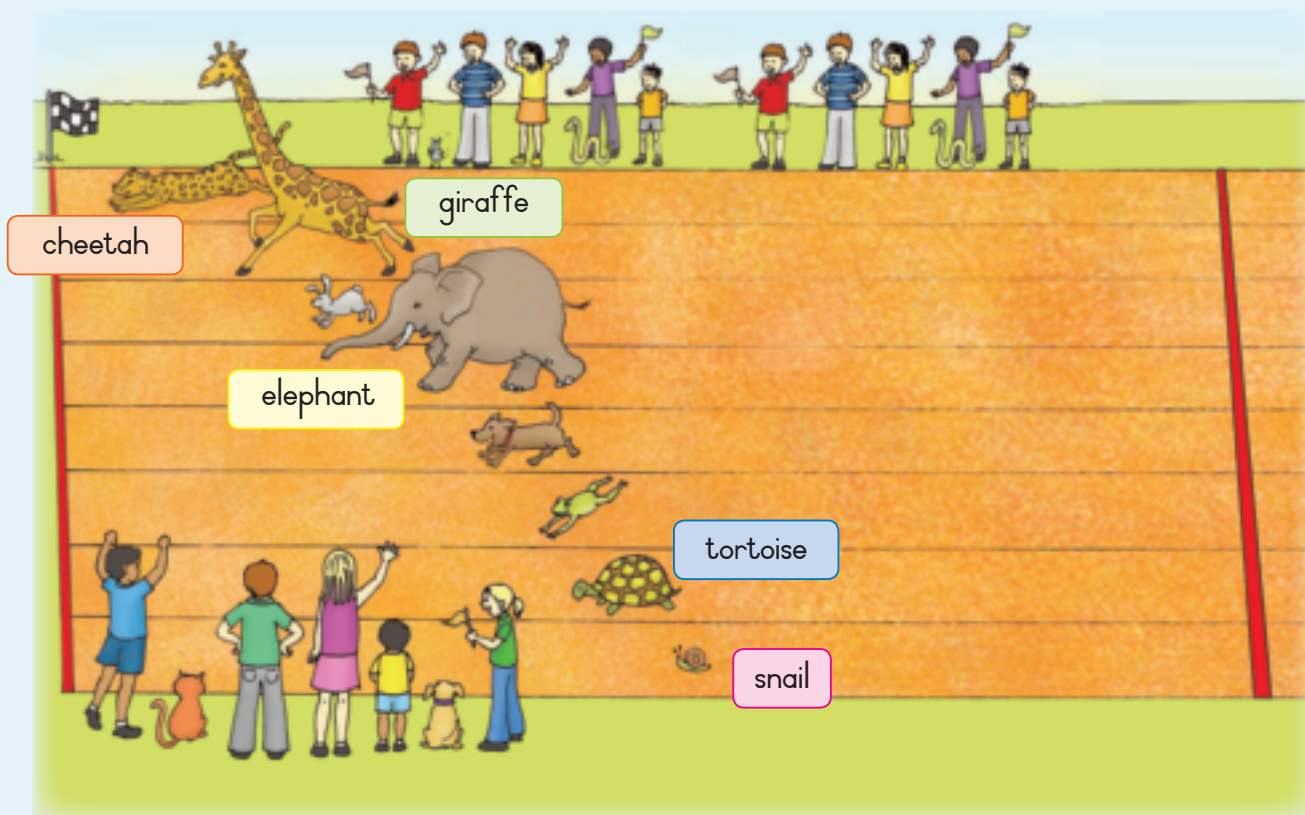
TEACHER: Sign _____

Date _____



Let's speak

Look at the picture and talk about what you see.



cheetah

giraffe

elephant

tortoise

snail



Sounds

Read the sentences, then find and circle the sounds as shown in the example.

st	We run fa st .
st	Sam comes past.
st	Ben comes last.
st	Stop at the red light.
st	Stand still in church.
st	The bird is in its nest.



Date: _____



Let's speak

Now talk to your friend about these two pictures.
What is happening?



Fun

Complete the words so that they match the picture. Use **ch** or **st**.
We have done the first one for you.



stop

___op

___eps

___ips

___ick

___ick



TEACHER: Sign _____

Date _____

21



Let's speak

Look at the picture and talk about what you see.



Let's read

She is at the shop.

What will she get?

She will get chips, chops, cheese, milk and dish wash.



Date: _____

Sight words

this
with
she



Word work

Read the words and listen to the sounds. Then write two sentences in your exercise book using words from the word work box.

she	sheet	wash
ship	sheep	wish
shop	shirt	dish



Let's match

Match the word cards with the words in this sentence.

She	is	at
the	shop.	



Copy the letters.

Let's write



f f

F F



Let's write

Copy the sentence.

She is at the shop.

TEACHER: Sign _____

Date _____

23



Let's do

Fill in **sh** at the start of each word.

Then match the words with the correct pictures.



sheep



___ ark

___ irt

___ op

___ ip

___ eet



Sounds

Read the sentences, then find and circle the sounds as shown in the example.

sh

She likes sheep.

sh

Sheep like grass.

sh

She is at the shop.

sh


She sees a shark.

sh

This is my shirt.

sh

She has a ship.



Date: _____



Fun

Look at the picture, then write a list of all the things she bought at the shop.



_____	_____	_____	_____
_____	_____	_____	_____
_____	_____	_____	_____

TEACHER: Sign _____

Date _____

25



Let's speak

Look at the pictures and talk about what you see.

This is a
good book.



This is also a
good book.

No, Ben. Stop you
silly dog!



Let's read

They were reading a **thick** book.
Then Ben jumped on **them**.
I **think** Ben is a funny dog.



Date: _____

Sight words

is
I
them



Word work

Read the words and listen to the sounds. Then write two sentences in your exercise book using words from the word work box.

they	thick	that
then	thin	them
this	thank	the



Let's match

Match the word cards with the words in this sentence.

They	read	a
thick	book.	



Copy the letters.

Let's write



g g

G G



Let's write

Copy the sentence.

They read a thick book.



TEACHER: Sign _____

Date _____

27



Let's do

Fill in the missing letters on these books.



Let's write

Fill in the letters to show:

Which books are thick?

Which books are thin?

Count how many books are:

red	
yellow	
pink	

green	
blue	
purple	



Date: _____



Let's write

Complete the words so that they match the pictures. Use one of these letters.

a	e	i	o	u
---	---	---	---	---



pig

dog

bog


bot

hop

mop

run

sun



Fun

Help the children to find a balloon that is the same colour as their shirts.



TEACHER: Sign _____

Date _____

29



Word work

Read these words and then help Goldilocks and Baby Bear to sort them into the correct sound boxes.



pig

wet

get

run

fun

got

big

cat

mat

pot

hot

hat

sun

bed

pin

bun




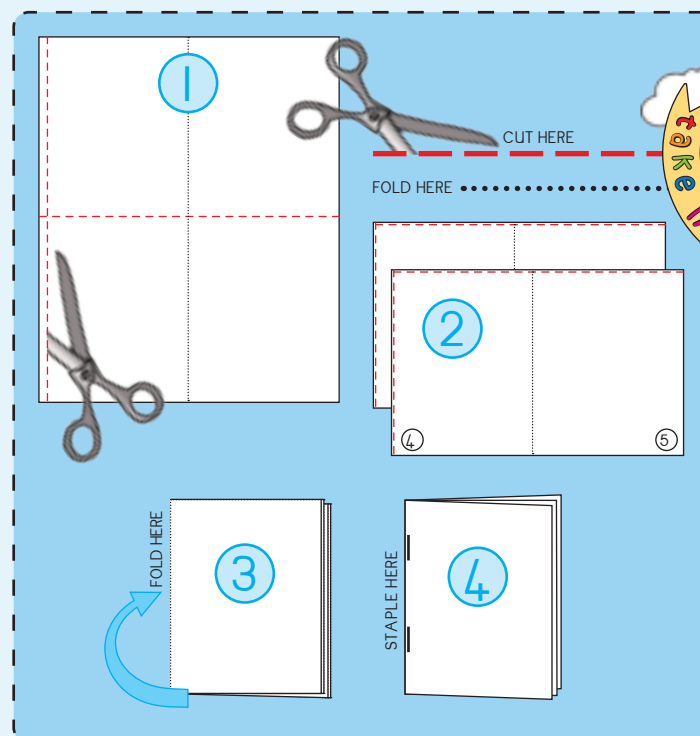
a

e

i

o

u



Reading books:

Follow the instructions and make this cut out book. Take it home and read it to your friends and family.





Who's been sleeping
in my bed?



4

13

I am sorry I ate
your porridge.

You are my
best friend.



Baby bear is happy.
He has a new friend.

16



The three bears



1



Goldilocks wakes up.
She is afraid.

14

Let's go for a walk while
the porridge cools.



The porridge is very hot.

3

This porridge is
very good.



The three bears cook
porridge.

2

And there
she is.



The porridge is very hot.

15

Who's been sleeping
in my bed?



12

I wish I had
a friend.



Baby bear does not
have any friends.

5

This bed is
too hard.

That bed is
just right.

This bed is
too soft.



8

She goes to sleep.

9

I am so hungry.
I smell good food.



Goldilocks sees their house.

6

Who's been eating
my porridge?



Who's been eating
my porridge? My
porridge is all gone.

11

Who's been eating
my porridge?



That porridge
is too hot.

That one is
too cold.



This one is
just right.

She tastes the porridge.

10

7

Date: _____



Colour this picture of the three bears.

Find the spoon, truck, watch, bow tie, toothbrush and hand bag.



TEACHER: Sign _____

Date _____

35



Let's speak

Look at the picture and talk about what you see.



Let's read

Today is Ann's birthday.
 We all sing and **play**.
 Ann **blows** the candles. We **clap**.
 We have **plenty** to eat.



Date: _____

Sight words

play
we
have



Word work

Read the words and listen to the sounds. Then write two sentences in your exercise book using words from the word work box.

play	blow	clap	sleep
plant	blue	claw	slip
plenty	black	cling	slap

Copy the letters.

Let's write

h h

H H



Let's write

Copy the sentence.

We play and sing.



Write 2 sentences about the picture.

Let's write



Let's write

My name is _____.

I am _____ years old.

My birthday is in _____.

TEACHER: Sign _____

Date _____

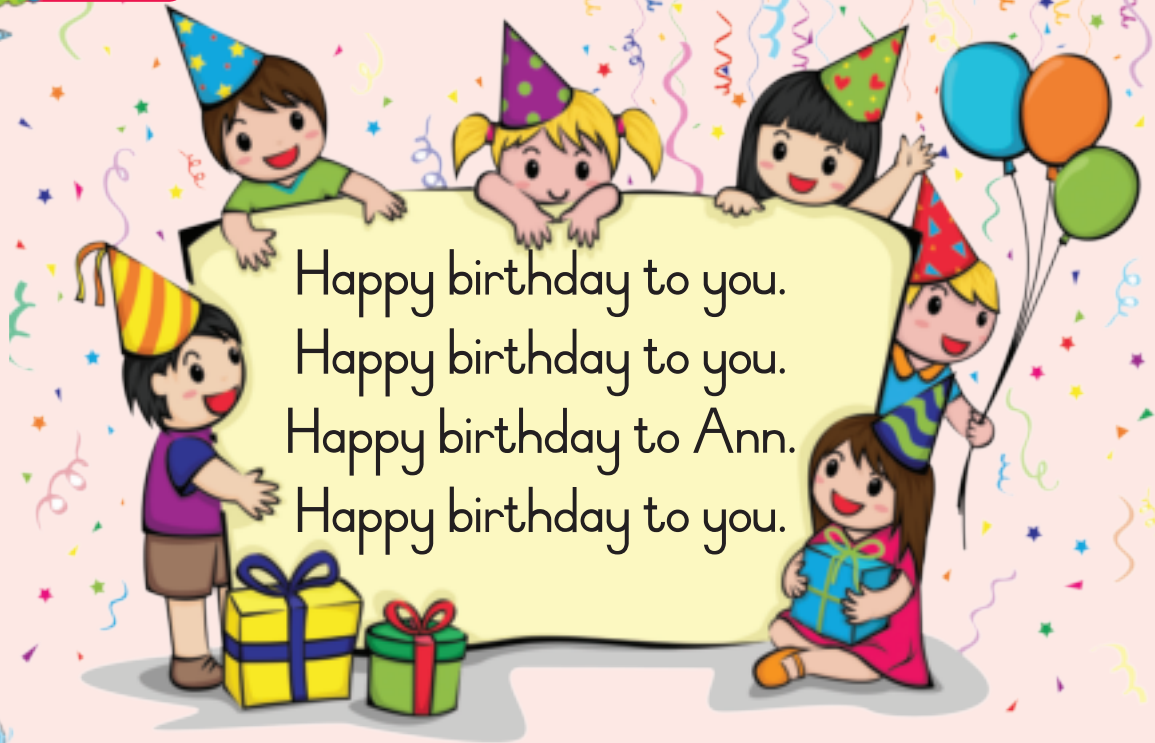
37



Let's do

Let's sing a song.


HAPPY
BIRTHDAY



Let's do

Choose and then fill in the correct letters at the start of the word so that the word matches the correct picture.



___um	pl	 <u>f</u> lag
___ant	bl	___oud
___ue	cl	___y
___ocks	fl	___ip
___eep	sl	___ap



Date: _____



Sounds

Read the sentences, then find and circle the sounds as shown in the example.

sl	She goes to <u>sl</u> ee <u>p</u> .
pl	I like pl <u>u</u> ms.
bl	He has a black and blue ball.
fl	The fl <u>a</u> g is fl <u>y</u> ing.
bl	The baby has blue block <u>s</u> .



Fun

Trace the names of the months on the birthday calendar. Then fill in your name in the month of your birthday. Write in the names of your friends in the months of their birthdays.

Birthday calendar

January

February

March

April

May

June

July

August

September

October

November

December

TEACHER: Sign _____

Date _____

39



Let's speak

Look at the picture and talk about what you see.



Let's read

It was Monday.

We **went** to play with the ducks at the **pond**.

We got **lost**.

Sam fell **and** hurt his **hand**.

Ben the dog found us.



Date: _____

Sight words

play
was
have



Word work

Read the words and listen to the sounds. Then write two sentences in your exercise book using words from the word work box.

hand	lost	went
and	nest	tent
pond	west	sent



Copy the letters.

Let's write



i i

I I



Let's write

Copy the sentence.

We went to the pond.



Write 2 sentences about the picture.

Let's write



Let's write

What day is it today? Put an X next to its name.

Circle your favourite day. What day is tomorrow? Put a tick ✓ next to its name.

Sunday		Monday		Tuesday	
Wednesday		Thursday		Friday	
Saturday		Sunday			


TEACHER: Sign _____

Date _____



Let's do

Which is your favourite day of the week?



Draw a picture to show what
you like to do on this day.



Let's write

These days fell off the calendar.
Fill them into the correct spaces.

Thursday

Wednesday

Monday

Saturday




Sounds



Sunday
Tuesday
Friday

Read the sentences, then find and circle
the sounds as shown in the example.



nt	We we nt to the pond.
nd	Sam hurt his hand.
cl	The clown had a blue hat.
st	They were lost.
ing	The baby was crying.



Date: _____



Fun


Help Sam and Ann to get home safely.



TEACHER: Sign _____

Date _____

43



Let's read

We are at the zoo.

The birds **sing** and **flap** their **wings**.

The croc **sleeps** on the green grass.

The lion goes grrr.



Word work

Read the words and listen to the sounds. Then write two sentences in your exercise book using words from the word work box.

crocodile	green	frog	drink
cross	grass	fresh	dress
creep	grow	from	drop

Date: _____

Sight words

are
their
goes



Let's write

Copy the sentence.

We see a frog.



Write 2 sentences about the picture.

TEACHER: Sign _____

Date _____

45




Let's write

Fill in the missing words.
Use these words to help you.


bird

lion

crocodile

The  _____ sleeps in the sun.

The  _____ flaps its wings.

The  _____ goes grr.



Let's write

My name is _____.
My favourite animal is _____.
The _____ has stripes.



Let's write

Copy the letters.

j j




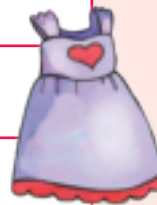
J J



Sounds

Read the sentences, then find and circle the sounds as shown in the example.

dr	This is her <u>dress</u> .
fl	The bird flaps its wing.
bl	The black mamba is big.
gr	The lion goes grrr.
bl	I have a black and blue blouse.



Date: _____

Help the children find the animals.
Fill in the names of the animals they see.

Fun



monkey

elephant

crocodile

rabbit

giraffe

zebra

hippo

tortoise

frog



TEACHER: Sign

Date

47




Let's speak

Look at the picture and talk about what you see.



Let's read



We are all at the farm.
 The farmer **drives** a **tractor**.
 She **grows** beans.
 We get milk from the cows.
 We get eggs from the hens.



Date: _____

Sight words

are
she
from
the



Word work

Read the words and listen to the sounds. Then write two sentences in your exercise book using words from the word work box.

drives	grow	tree
dress	green	tractor
drink	grass	trust



Copy the letters.

Let's write



k k

K K



Let's write

Copy the sentence.



The green grass grows.

Write 2 sentences about the picture.

Let's write



Let's write

My name is _____.

I am _____ years old. I am in Grade _____.

My school is _____.

TEACHER: Sign _____

Date _____

49



Let's do

Make the sounds that the farm animals make. Your friend must guess what animal you are.



Let's write

Fill in the missing words.


duck

frog


dress

grass

tractor



The farmer drives a



The



swims in the pond.

The cows eat



The girl has a new



The




jumps into the pond.




Sounds

Read the sentences, then find and circle the sounds as shown in the example.

sw	The duck sw ims.
gr	The grass is green.
tr	The tractor is under the tree.
fr	We get cheese from milk.
dr	My dress is pink.






Date: _____



Let's do

Draw a line to show what we get from these animals.



TEACHER: Sign _____

Date _____

51



Let's speak

Look at the picture and talk about what you see.



popcorn




elephant



circus tent

lion



clown

children



Let's read

We are in the tent.

The seal plays with a ball.

The lion shows his big teeth.

We clap for the clowns.



seal

Date: _____

Sight words

play
we
went



Word work

Read the words and listen to the sounds. Then write two sentences in your exercise book using words from the word work box.

tent	bent	grass	play
rent	sent	grab	plant
lent	went	green	plan



Copy the letters.

Let's write



I

L



Let's write

Copy the sentence.

We went into the tent.



Write 2 sentences about the picture.

Let's write



Let's write

My name is _____.

I am _____ years old.

I want to go to _____.

TEACHER: Sign _____


Date _____

53



Let's do

Draw your favourite animal on this T-shirt. Write its name in the space.






Let's write

Add a **s** to these words because each picture shows more than one thing.




apple(s)



cow__



tractor__



duck__



girl__



boy__

Date: _____



Sounds

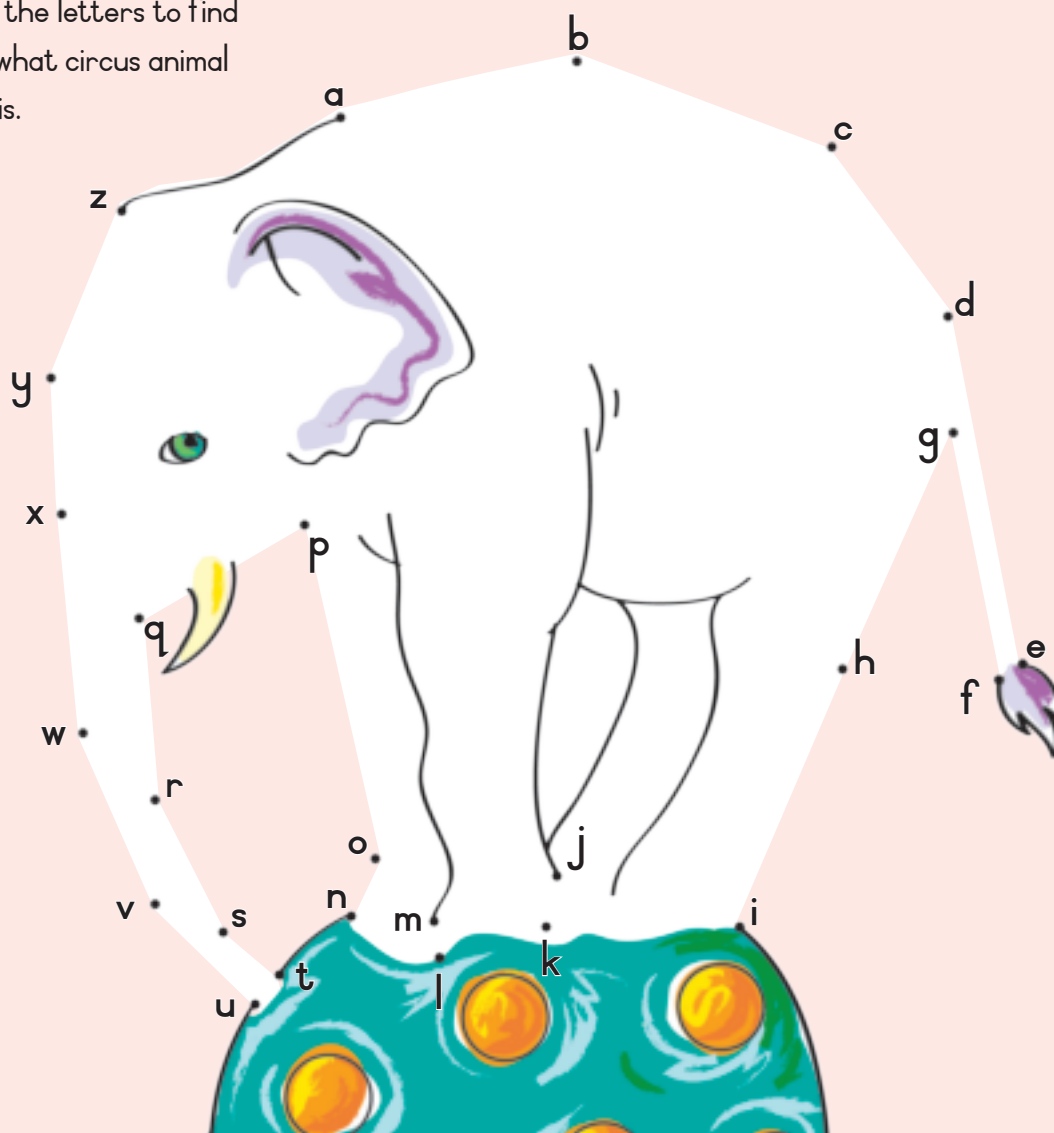
Read the sentences, then find and circle the sounds as shown in the example.

nt	We we (nt) into the circus te (nt) .
cl	We clapped for the clowns.
ck	Look at the black duck.
ll	She sells balloons and bells.
nt	She sent a letter.



Fun

Join the letters to find out what circus animal this is.



TEACHER: Sign _____

Date _____

55



Let's speak

Look at the picture and talk about what you see.



ice cream

ball

soccer players

flag



Let's read

Today is Saturday.
 We watch them **kick** the ball.
 I **hold** a **cold** ice cream.
 It **melts** in my **hand**. I **lick** it.
 We clap for Bafana.



Date: _____

Sight words

look
how
they



Word work

Read the words and listen to the sounds. Then write two sentences in your exercise book using words from the word work box.

old	sold	felt	kick
hold	gold	melt	lick
cold	told	belt	sick



Copy the letters.

Let's write



m m


M M



Let's write

Copy the sentence.

I hold a cold ice cream.



Write 2 sentences about the picture.

Let's write



Let's write

My name is _____
I like to watch _____
I like to eat _____

TEACHER: Sign _____

Date _____

57



Let's do

Draw a picture to show the game you like most.



Let's write

Write 2 sentences about your picture.



Let's write

Use these words to complete these sentences.



fish



brick



cake



play



chick

This is a _____.

Ann and Sam _____.

This is a _____.

This is a _____.

This is a birthday _____.

Date: _____



Sounds

Read the sentences, then find and circle the sounds as shown in the example.

Id	It is co(la).
ck	He kicks the ball.
sh	She is at the shop.
lt	He has a black belt.
ck	The duck on the brick is sick.



Talk about these two games and tell your friend what is the same and what is different.

Fun



Now see if you can find and circle these things in the picture. Tick the boxes when you find them.

ice cream	<input type="checkbox"/>
belt	<input type="checkbox"/>
brick	<input type="checkbox"/>
fish	<input type="checkbox"/>

shoe	<input type="checkbox"/>
sun glasses	<input type="checkbox"/>
chick	<input type="checkbox"/>
flag	<input type="checkbox"/>

TEACHER: Sign _____


Date _____

59



Let's speak

Look at the picture and talk about what you see.



blocks

truck

duck

car

ball

teddy bear

doll

puzzle

top



Let's read

We are in a toy shop.
 We see **dolls**, blocks and cars.
 Look at the **duck** on the **truck**.
 We see lots of toys.



Date: _____

Sight words

look
like
see



Word work

Read the words and listen to the sounds. Then write two sentences in your exercise book using words from the word work box.

doll	hold	shop	truck
bell	sold	ship	duck
sell	cold	shut	black



Copy the letters.

Let's write



n n

N N



Let's write

Copy the sentence.

We play and sing.

Write 2 sentences about the picture.

Let's write



Let's write

My name is _____.
I am _____ years old.
I like playing with _____.

TEACHER: Sign _____

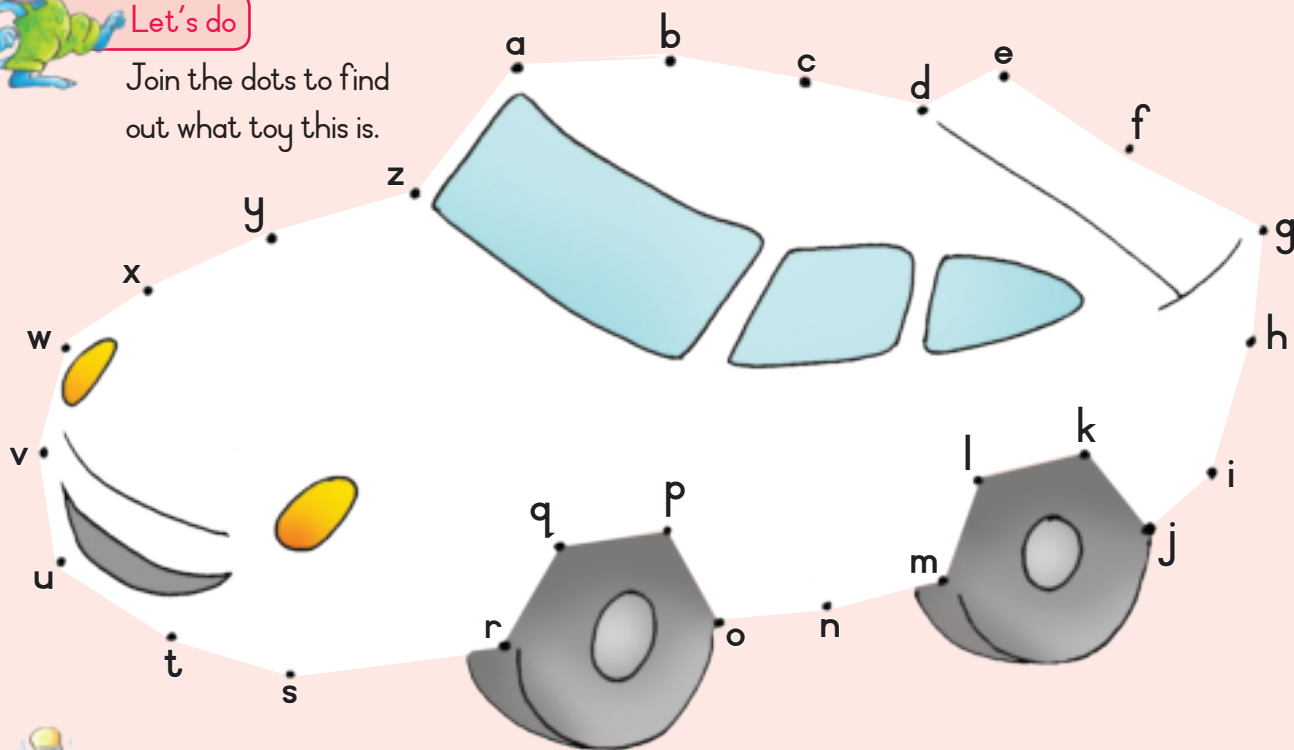
Date _____

61



Let's do

Join the dots to find out what toy this is.



Let's write

Write down what toy each child wants. Use these words to help you.

car

doll

teddy

blocks

truck

Ann wants a



Bongi wants a



Sam wants



The baby wants a



He has a red



Reading books:

Make this cut out book. Take it home and read it to your friends and family.



We must each make a house.


I will make my house here.

4



Then the wolf comes down the chimney.

13



We are not afraid of the big bad wolf, the big bad wolf, the big bad wolf.

16



The three little pigs



1



I am going away for ever.

14

We must be careful of the big bad wolf.

I am so hungry. Those pigs look tasty. I'll have them for supper.



The wolf sees the pigs. He is very hungry. He wants to eat them.

3



Bye, Mama.

We are going to live in our own houses.

We are happy.

The three little pigs are leaving home. They must build their own houses.

2




We are not afraid of the big bad wolf.

And the wolf ran away and never came back.


15

Quick, make
the water hot.



The pigs put a pot of water on
the stove to boil. They put it
under the chimney.

12




I will make my
house from
grass. It will be
very quick. Then
I can play.

5



The wolf huffs and puffs and
blows the house down. The little
pig runs to his brother in the
stick house.

8



The wolf huffs and puffs and huffs
and puffs and blows the house
down. The two pigs run to their
sister in the brick house.

9




I will make my house from sticks. It will be quick. Then I can play all day.

Oh no, no!

The wolf huffs and puffs and huffs and puffs and huffs and puffs. But the house does not fall down. Then he climbs on the roof.

Little pig, let me in.



I will make my house from bricks. It will take a long time. It will be strong.

Date: _____



Sounds

Read the sentences, then find and circle the sounds as shown in the example.

bl	The baby likes <u>bl</u> ocks.
ll	They sell dolls and bells.
tr	He drives a truck.
fr	Fred is a frog.
ld	I hold a cold drink.



Fun

Help tidy up. Sort out these things into the correct baskets.
Draw a line from each thing to the correct basket.

T-shirt

shorts

shoes

jersey

jeans

teddy

cake

puzzle

cheese

blocks

milk

Food

apple

truck

doll

orange



TEACHER: Sign _____

Date _____

67



Let's speak

Look at the picture and talk about what you see.

I am sick.



Ann is sick.

Let's go to the clinic.



Her mom takes her to the clinic.

Let's read



You must take tablets.



The doctor checks Ann.

Drink this up.
You will feel better tomorrow.

Thank you Mama.

The doctor says Ann must stay in bed.

Date: _____

Sight words

stay
her
mom



Word work

Read the words and listen to the sounds. Then write three sentences in your exercise book using words from the word work box.

must	clinic	swim	drink
just	clap	sweet	drank
rust	clean	swell	dress



Copy the letters.

Let's write



o o

O O

Copy the sentence.

Let's write



Ann went to the doctor.



Let's write

Draw a picture about when you were sick. Then write 3 sentences about your picture.

Blank lined area for drawing and writing sentences.

Blank area for drawing a picture.

TEACHER: Sign _____

Date _____

69




Let's do

Number the pictures to show the correct order.



Let's write

Make a get well card for someone you know who is sick.



A large sheet of lined paper for writing a get well card.

Date: _____



Sounds

Read the sentences, then fill in the missing words.
Put a full stop at the end of each sentence.



clinic	Ann went to the <u>clinic</u> .
hurt	Ann's head _____
tablets	Ann must take _____
bed	Ann must stay in _____
feels	Now she _____ better

Draw a line to match these pictures with the correct **ing** word.

Fun



crying

jumping



singing

walking



standing

running



talking

sitting



painting

sleeping



eating

drinking



TEACHER: Sign _____

Date _____



Let's speak

Look at the pictures and talk about what you see.



Let's read

My tooth hurts.



Let's go to the dentist.



You must not eat sweets.



Remember, you must brush your teeth every day.

Thank you.
I feel well.

Date: _____

Sight words

have
from
what



Word work

Read the words and listen to the sounds.

Then write three sentences in your exercise book using words from the word work box.

dentist	moth <u>er</u>	swe <u>ts</u>
mu <u>st</u>	fa <u>th</u> er	sw <u>i</u> m
we <u>st</u>	tee <u>th</u>	sw <u>a</u> m



Copy the letters.

Let's write

p p

P P

Copy the sentence.

Let's write

Sam went to the dentist.



Let's write

Draw a picture about how to care for your teeth. Then write three sentences about your picture.

Blank lined area for writing sentences.

Blank area for drawing a picture.

TEACHER: Sign _____

Date _____



Let's speak

Look at the picture and talk about what you see.



Let's write

Write a sentence about 2 of the pictures.

Date: _____



Let's write

Are there 1 or 2? Colour in the block with the right word.




cat

cats



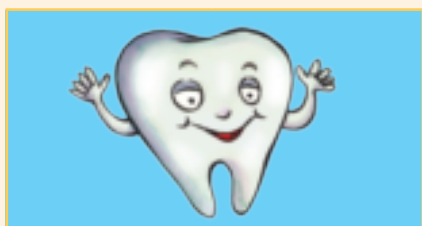
frog

frogs




duck

ducks



tooth

teeth



hand

hands



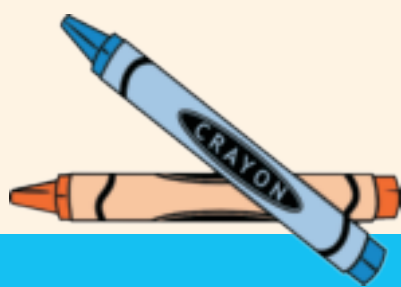
foot

feet



Fun

Help Sam find his way to the dentist.
Help Ann find her way to the clinic.



TEACHER: Sign _____

Date _____

75



Let's speak

Look at the pictures and talk about what you see.



Look right.



Look left.



Look right again.



Then cross.



Let's read

You **must** look both ways **when** you **cross**.**Stop**, look right and left.

Look right again.

Then cross.



Date: _____

Sight words

again
and
look



Word work

Read the words and listen to the sounds. Then write two sentences in your exercise book using words from the word work box.

cross	must	when	both
crab	just	what	tooth
crib	rust	why	teeth



Copy the letters.

Let's write

q q



Q Q

Copy the sentence.

Let's write

Look right and left.



Let's write

Draw a picture about crossing the street. Then write a caption for your picture.

Blank lined area for writing a caption.

Blank area for drawing a picture.

TEACHER: Sign _____

Date _____



Let's do

Colour in the traffic light. Next to each colour, write its name. Then say what the colour tells you to do. Fill in these words in the correct spaces.

go

stop

wait



Name of colour		What must you do when it is this colour?



Sounds

Read the sentences, then fill in the missing words. Put a full stop at the end of each sentence.



left

stop

right

green

cross

We must look right and left.

Look before you _____

_____ at the red light

Cross when the light is _____

Look _____ and left.



Date: _____



Let's match

Match the word with the correct road sign.



children crossing

turn right



no entry



no bikes allowed



turn left



stop



TEACHER: Sign _____

Date _____

79



Let's speak

Look at the picture and
talk about what you see.



Let's read

Mrs Zita drives
the Gautrain.
It is very **fast**.
I go to school
by bus.
I get on the
bus at the bus
stop.



Word work

Read the words and listen to the sounds. Then write two sentences
in your exercise book using words from the word work box.

fast	best	truck	train
last	rest	trunk	trust
past	nest	travel	tree



Date: _____

Sight words

see
the
very



Let's write

Copy the letters.



r r

R R

Copy the sentence.

Let's write



Mrs Zita drives the Grautrain.



TEACHER: Sign _____


Date _____

81



Let's do

Cut out the different kinds of transport.
Then paste them into the correct spaces in the pictures.





Date: _____



TEACHER: Sign _____

Date _____

83





Let's speak

Look at the picture and talk about what you see.



Let's read

I **walked** to the shop.
 I saw a fire in the shop.
 The firemen **rushed** to the fire.
 They **used** a long ladder and a long hose.



Date: _____

Sight words

after
from
give



Word work

Read the words and listen to the sounds. Then write two sentences in your exercise book using words from the word work box.

fished	washed	jumped
wished	dished	skipped
rushed	walked	hopped



Copy the letters.

Let's write



s s

S S

Copy the sentence.

Let's write



They rushed to the fire.



Let's write

Draw a picture of a fire.
Then write about your picture.

Blank lined area for drawing and writing.



TEACHER: Sign _____

Date _____



Let's do

Talk to your friend about what is happening in these pictures.



Let's write

Write 3 sentences about these pictures.



Sounds

Read the sentences, then find and circle the words as shown in the example. Put a full stop at the end of each sentence.

ed	They rush ^{ed} to the fire.
ed	We walked to the shop
ed	I washed myself
ed	I jumped up and down
ed	I chased my dog



Date:



Fun

Help the fire-fighter get to the fire.



TEACHER: Sign

Date

87



Let's speak

Look at the picture and talk about what you see.



Let's read

Yesterday Ann **walked** to school with Bongi.
 They **played** in the playground.
 They **jumped** and **skipped**.
 They **washed** their hands.
 They **liked** their lunch.



Date: _____

Sight words

jump
walk
wash



Word work

Read the words and listen to the sounds. Then write two sentences in your exercise book using words from the word work box.

liked	skipped	hopped
walked	jumped	wished
played	washed	danced



Copy the letters.

Let's write

t t

T T



Let's write

Write 3 sentences about what you did at school yesterday.



Let's write

Draw a picture to show what you like to do at school. Then write about your picture.

TEACHER: Sign _____

Date _____



Let's do

Draw a picture
of your school
friend.

Write a sentence about
why you like her or him.



Let's write

Look at these pictures. Then fill in what the children do
at school. Use these words to help you.

writing

reading

playing

singing



Ann is _____. Bonggi and Ann are _____.



Sam is _____. Sam is _____.

Date:



Fun

Draw a line to help them find their way.

I want
sweets.

Jabu



I am sick.

Ann



I have a
tooth ache.

Dan



I want
to learn.

Bongi



SCHOOL



SHOP



DENTIST



HOSPITAL

TEACHER: Sign

Date

91



Let's speak

Look at the picture and talk about what you see.

After school we **played**.

Let's read



We did our homework.

Then we **washed**.We **brushed** our hair
and teeth.Then we **slept**.

Date: _____

Sight words

every
then
her



Word work

Read the words and listen to the sounds.

Then write three sentences in your exercise book using words from the word work box.

wished

washed

brushed

fished

jumped

cooked

dished

cleaned

baked



Copy the letters.

Let's write

u u

u u



Let's write

Write 3 sentences about what you did after school yesterday.
Draw a picture of one of the things.

Blank lined area for writing and drawing.

Blank area for drawing.



Let's write

Write a sentences about one of the pictures.

Blank lined area for writing.

TEACHER: Sign _____

Date _____



Let's do

Sing this song.



Twinkle, twinkle, little star,
How I wonder what you are.
Up above the world so high,
Like a diamond in the sky.
Twinkle, twinkle, little star,
How I wonder what you are!



Fun

Pretend you and your friend are baby bear and Goldilocks. Decide who will be baby bear and who will be Goldilocks. See who can read these words the fastest. Baby bear must read all the words to help him find his way home. Goldilocks must read all the words to help her find her way home.



Date: _____



Sounds

Read the sentences, then fill in the missing words.
Put a full stop at the end of each sentence.



walked	Yesterday I <u>walked</u> to school.
chased	A big dog _____ me.
jumped	I _____ onto the postbox.
helped	My friend _____ me.
washed	I _____ my hands.



TEACHER: Sign _____

Date _____

95



Word work

Sort out these words according to the highlighted sounds and copy them into the correct sound boxes.



ship

this

then

shut

crush

chimp

clap

chick

that

grass

shop

crab

cheese

ship

claw

green

cling

cry

grab



sh


th

ch

cl

cr

gr




Reading books:

Make this cut out book. Take it home and read it to your friends and family.



One day Pooh's honey was finished. He licked the bottom of his pot and his head got stuck.

4



And so Pooh bear was stuck in the hole for 1 week. He could not get in or out.

13



PULL! PULL!

Pooh came popping out. What did he do? He ran off to get some honey. His tummy was rumbling.

16



Pooh bear gets stuck



1

Let me read a story to you.



My name is Winnie the Pooh. I love to eat honey.



Pooh's tummy is always hungry for honey.

These are my friends.



Don't worry. Soon you will be free.


Pooh's friends came to visit him every day. Bongi and Chris read stories to him.

Winnie the Pooh lives in the forest. He has lots of friends.

Help! I
am stuck.

Tell Rabbit to push you.

Pull!



Pull
harder!

12

Help! I can't
get down.




You silly bear.

You funny bear.

One day Pooh climbed a tree to
get honey from a beehive. The
branch broke and he was stuck in
the tree.

5



I want to visit Rabbit.
He has lots of honey.

Today Pooh went to visit
Rabbit in his hole.
He could not get down
through the door.

8

9



The bees will sting him.

Pop the balloon and you will come down.



I love this honey. I only ate ten bottles of it.

Every day Pooh was in trouble.

6

11

You have finished all my honey. It is all finished.



Pooh ate all Rabbit's honey. His tummy was very full.

10



Help! I can't get away from the bees.

7



Date:



Let's do

Draw what you like to do with your friends and write 2 sentences about it.



TEACHER: Sign

Date

101





Let's speak

Look at the pictures and talk about what you see.




A hot day



A cold day



A windy day



A rainy day

Date: _____

Sight words

from
fly
away

Swimming is fun, we swim in the sun.
It's raining and wet, we run with our pet.
Today is so cold, go out if you're bold.
The wind is blowing and my hat is going ...

Let's read



Word work

Read the words and listen to the sounds. Then write three sentences in your exercise book using words from the word work box.

swimming	blowing	cold	wind
running	going	told	hand
singing	raining	bold	sand





Copy the letters.

Let's write



Copy the sentence.

Let's write



Let's write

Draw a picture of the weather you like.
Then write a caption about your picture.


Blank lined area for writing a caption.

Blank area for drawing a picture of the weather.

TEACHER: Sign _____

Date _____

103



Let's write

Write a sentence about each picture.







Let's write

Use these words to complete the sentences.

windy


rainy

hot

cold

sunny

Jabu likes it when it is  _____.

Bongi does not like it when it is  _____.

Ann flies a kite when it is  _____.


Jabu and Sam like to swim when it is  _____.


You can't swim if it is  _____.



Sounds

Read the sentences, then find and circle the words as shown in the example. Put a full stop at the end of each sentence.



ing	It is rain(ing). 
old	It is cold and I hold my old hat
nd	The wind blows sand on my hand
bl	The wind is blowing my kite
sh	She runs in the rain to the shop

Date: _____



Fun

Circle the clothes you wear when it rains in **red**.

Circle the clothes you wear when it is hot in **blue**.

Circle the clothes you wear when it is cold in **green**.

Then draw a line from the clothes to the correct words.



jersey



boots

jacket

sandals

scarf



blouse



shorts

rain coat



long pants



t-shirt



swimming costume



gloves

skirt



sun glasses

hat



sun hat

coat



TEACHER: Sign _____

Date _____

105



Let's speak

Look at the picture and talk about what you see.



Let's read

Bongi and Ann are in the **storm**.

They are afraid.

They run to **their** house.

They are wet.

They **shiver** and **shake**.

Ben the dog runs **with them**.



Date: _____

Sight words

can
and
come



Word work

Read the words and listen to the sounds.

Then write two sentences in your exercise book using words from the word work box.

they	storm	shiver
them	stop	shout
their	stand	shake



Copy the letters.

Let's write



w w

W w

Copy the sentence.

Let's write



They are wet from the rain.



Let's write

Draw a picture of a storm. Write three sentences about your picture.

Blank lined area for drawing and writing.

Blank area for drawing.

TEACHER: Sign _____

Date _____

107



Let's do

Complete these colouring pictures and then fill in the correct words. Use these words to help you.



he

she

they



It is spring. _____ has a yellow dress.



It is raining. _____ has a green and red umbrella.



It is hot. _____ have strawberry ice cream.



It is cold. _____ have blue hats.

Date: _____



Let's write

Read the sentences, then fill in the missing words as shown in the example. Put a full stop at the end of each sentence.

She	<u>She</u> has a yellow dress.
She	_____ has a little dog
He	_____ is a boy
They	_____ play soccer



Let's write

Are you a boy or a girl?

boy

girl

I am a _____.



Fun

Look at the chart below. Read it with your friend. What do the small pictures mean?

Monday	Tuesday	Wednesday	Thursday	Friday

Talk to your friend and answer these questions. Then write down your answers.

Which day was sunny?	_____
Which day was windy?	_____
Which day was cloudy and windy?	_____
On which day did it rain?	_____

Draw the weather for the next 5 school days. Start with today and carry on until the chart is filled in.

Monday	Tuesday	Wednesday	Thursday	Friday

TEACHER: Sign _____

Date _____

109



Let's speak

Look at the picture and talk about what you see.




It is summer.



It is autumn.



It is winter.



It is spring.



Let's read

Fill in the underlined words into the correct spaces on the next page.

I shiver in winter.

I like summer.

I rush to the dam.I like to swim.I rest under the green trees.

Date: _____

Sight words

an
any
where



Word work

Read the words and listen to the sounds.

Then write two sentences in your exercise book using words from the word work box.

grow	nest	swam	wish
grass	west	swift	rash
green			

Copy the letters.

Let's write



x x


X X

Copy the sentence.

Let's write



I swim in the summer.



Let's write

Draw a picture about your favourite season. Then write a sentence about your picture.

Blank lined area for drawing and writing.

Blank area for drawing.

TEACHER: Sign _____

Date _____

III



Let's do

Look at the calendar and then talk to your friend about what you see.

November						
Sunday	Monday	Tuesday	Wednesday	Thursday	Friday	Saturday
1	2	3	4	5	6	7
8	9	10	11	12	13	14
15	16	17	18	19	20	21
22	23	24	25	26	27	28
29	30					



Let's write

Write answers to these questions.



What month is this calendar for?

How many days are there in this month?

What is the first day?

What is the last day?

How many Sundays are there?

How many Fridays are there?

Date: _____



Let's write

Read the sentences, then fill in the words as shown in the example. Put full stops at the end of each sentence.

summer

winter

Saturday

spring

We swim in summer.

It is cold in _____

The baby birds hatch in _____

We don't go to school on _____



Fun

Animals are living things. Plants are living things too. All living things need air, food and water to live. Tell your friend what living things there are in this picture. Draw a circle around them.



Now fill in what season is shown in the picture.

TEACHER: Sign _____

Date _____

113



Let's speak

Look at the picture and talk about what you see.

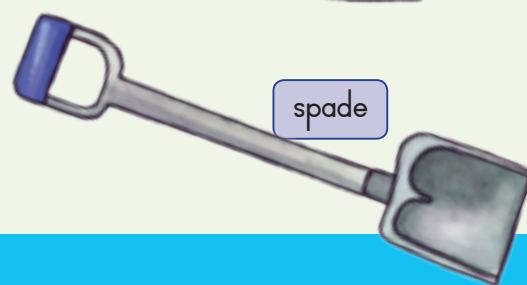


Let's read

We have a vegetable garden.
 We eat from the garden.
 We **grow** beans and carrots.
 We get eggs **from** the hens.



fork



spade

Date: _____

Sight words


we
from
give



Word work

Read the words and listen to the sounds.
Then write two sentences in your exercise book
using words from the word work box.


from	grow	tree
front	green	tractor
frog	grass	trust



Copy the letters.

Let's write





y y

Y Y



Let's write

Write a list of the vegetables that you can see growing in the picture.



Let's write

Circle the fruit in **red**
and the vegetables in **blue**. Then write
a sentence about
your favourite
fruit or vegetable.



TEACHER: Sign _____

Date _____



Let's do

Talk to your friend about what Ann and Bongji are doing.



Let's write

Read the sentences, then fill in the words as shown in the example. Put full stops at the end of each sentence.

Bongji and Ann grow carrots and beans.

The plants are _____

They cut the _____

We get _____ from milk

They _____ their plants every day

water

grow

green

cheese

grass

Date: _____



Let's write

Use these words to complete the sentences.

beans

tomatoes

carrots

Bongi and Ann

planted



and



They also grow























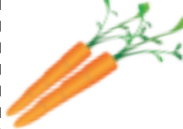

Let's do

Cut out the pictures at the bottom of the page and put them in the correct places on this chart. Then count how many pictures there are in each group. Write your answers on the side of each column.



How many?

						=	
						=	
						=	
						=	



TEACHER: Sign _____

Date _____



Let's speak

Look at the picture and talk about what you see.



Date: _____


Sight words

him
has
how
had



Let's read

We see a big elephant.
The lion has big teeth.
The **cheetah** runs very fast.
The little **frogs** and rabbits run in the **grass**.



Word work

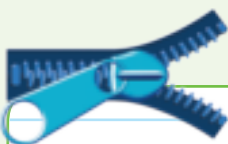
Read the words and listen to the sounds. Then write two sentences in your exercise book using words from the word work box.

cheetah	frog	grass	bush
cheese	from	grab	rush
chunk	frost	green	bash



Copy the letters.

Let's write



z z

Z Z



Let's write

Write about what you see in the picture.

Blank writing area with four horizontal lines.

TEACHER: Sign _____

Date _____

119



Let's do

Label the different parts of the animals. Use these words to help you.

leg


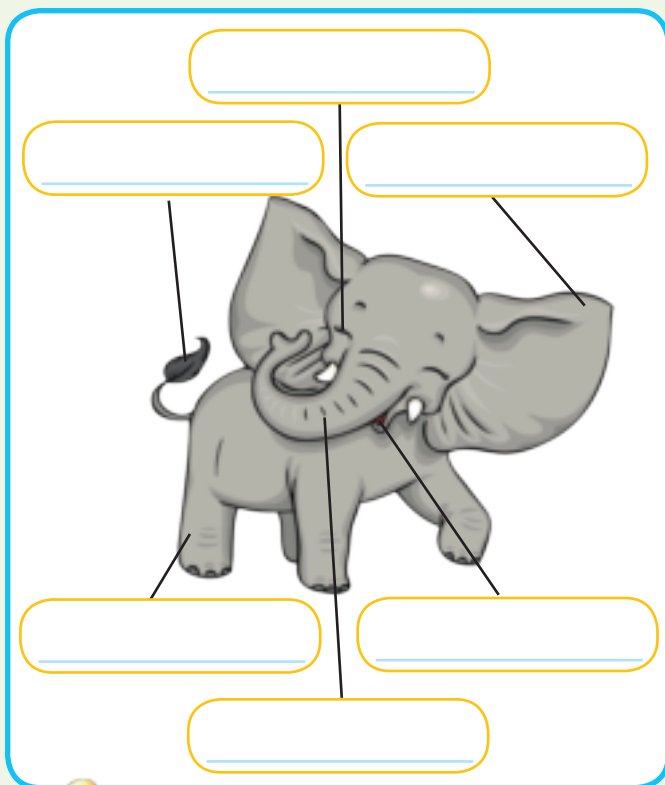
trunk

tail

ear

eye


mouth



Let's write

How many does each animal have? Fill in the numbers.

Elephant	
legs	
eyes	
ears	
tail	
trunk	
mouth	



Rabbit	
legs	
eyes	
ears	
tail	
trunk	
mouth	

Date: _____



Let's write

Read the sentences, then fill in the words as shown in the example. Put full stops at the end of each sentence.

We go by bus to see the animals.

The bus _____ to the animal park

We go _____ home

Then the lion runs after a _____

We see a _____ lion

bus

big

buck

back

drives



Fun

Finish drawing this picture. Tick off the things when you have drawn them.

Draw the sun. ☒

Draw a croc in the river. ☐

Draw a tortoise near the rock. ☐

Draw 3 ducks. ☐

Draw a buck drinking water. ☐

Draw a lion near the bush looking at the buck. ☐



TEACHER: Sign _____


Date _____

121



Let's speak

Look at the picture and talk about what you see.




Let's read

Fill in the underlined words into the correct spaces on the next page.

The shark has big teeth.The little fish hide in the rocks.There is a ship in the sea.

The octopus has 8 legs.

The whale is the biggest animal in the sea.

Date: _____

Sight words

find
help
go
down



Word work

Read the words and listen to the sounds.

Then write two sentences in your exercise book using words from the word work box.

when	dish	shell	kick
wheel	wish	shark	sick




Copy the sentence.

Let's write



The shark shakes the ship.



Let's write

Draw a picture about a sea animal.

Then write a sentence about your picture.

TEACHER: Sign _____


Date _____

123




Let's do

Join the dots to complete this picture, then colour it in.



What is it?



Let's write

Complete these sentences.

Put a full stop at the end of each sentence.

ship

fish

jelly fish

star fish

shark



This is a _____

This is a _____

This is a _____

This is a _____

This is a _____



Date: _____



Sounds

Read the sentences, then find and circle the sounds as shown in the example.

sh

The shark shakes the ship.

ch

Cheese is such good food.

wh

What is that?

th

Thanks, that tea was good.


sh

Shh, shh. There is a shark.



Fun

Help the children to catch a fish.



TEACHER: Sign _____

Date _____

125




Let's speak

Look at the pictures and then read the story.



Let's read

I want to see
the world.



All the elephants were eating. Bubu, the baby elephant, walked away from his family. He walked and walked and walked. He did not hear them call him.

Am I a lion? Do
I belong to you?



No. You haven't got big
teeth. You can't roar. You
must go to your mother.

Soon he met a lion.


No. You can't
swim. You must go
to your mother.




Am I a hippo? Do
I belong to you?

So off he went
down to the river.
Bubu then met a
hippo.

Date: _____



On and on he walked until he met the giraffe. He looked up, up at the giraffe.



And he walked and walked until he tripped over a tortoise. He looked down, down at the tortoise.




Bubu began to cry. He walked and walked and soon he met a buck.


TEACHER: Sign _____

Date _____


127



Bubu looked up and saw a big bird in a tree.



And then Bubu was alone. Just then he saw a cheetah in the bush. The cheetah was running very fast.



Bubu then saw a zebra.

Date: _____

Come closer so I
can see you better.



The croc wanted to eat
Bubu for lunch.

Do I belong
to you? Am I
your child?

Bubu, my baby!
Where have you been?



Just then Bubu's mother saw her baby.
She pulled Bubu out of the river by his
tail.



I am an
elephant.

Bubu never went
far from his family
again. He knew he
was not a lion or
a hippo. He was
not a giraffe or a
tortoise or a buck.
He was not a bird
or a cheetah or a
zebra. And he was
not a croc.

He was Bubu, and
he belonged with
the elephants.

TEACHER: Sign _____

Date _____

129



You are special.
Your whole body is special.
Your body belongs to you!



NOBODY
should touch
your private
parts.

You need to tell someone if anybody touches your private parts.

You need to tell someone if anybody makes you do things that you do not want to do.

Who to call for help:

Child Line: 0800 05 55 55

SAPS Crime Stop: 086 00 10111

SAPS Emergency Number: 10111

Life Line: 0861 322 322

Child Protection Unit: 012 393 2359/2362/2363





The

cat

and

the

rat

ran.

page 3

I

wish

I

had

a

fish.

page 7

We

have

fun

in

the

sun.

page 11

It

is

such.

fun

to

play.

page 15

We

run

fast.

Ben

comes

last.

page 19

She

is

at

the

shop.

page 23

They

read

a

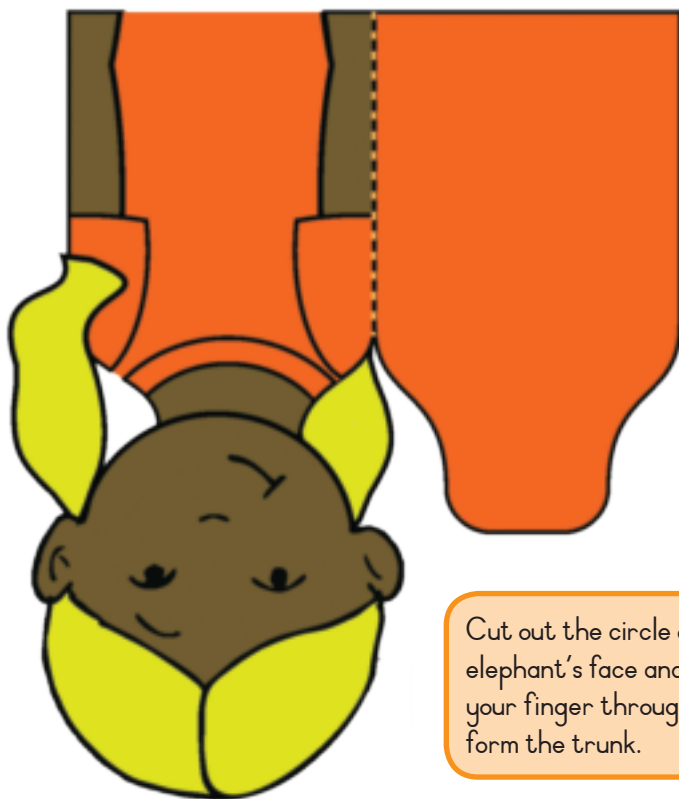
thick

book

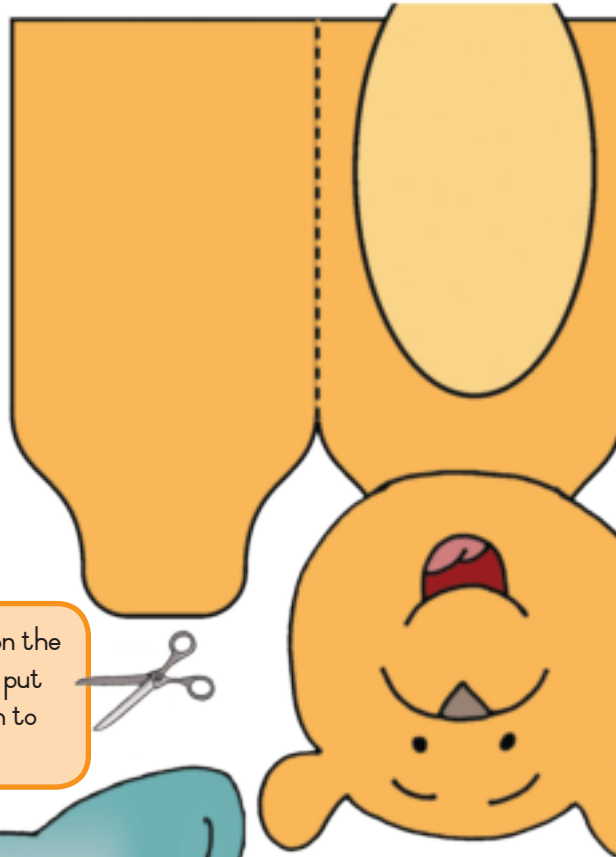
page 27







Cut out the circle on the elephant's face and put your finger through to form the trunk.



Finger puppets:
Cut out the finger puppets on the solid black lines and fold on the dotted lines. Now glue on the back where shown to form a finger puppet.

