



basic education

Department:
Basic Education
REPUBLIC OF SOUTH AFRICA

MARKS	
--------------	--

ANNUAL NATIONAL ASSESSMENT 2013 GRADE 3 ENGLISH HOME LANGUAGE TEST

MARKS: 40

TIME: 1 HOUR

PROVINCE _____

REGION _____

DISTRICT _____

SCHOOL NAME _____

EMIS NUMBER (9 digits)

--	--	--	--	--	--	--	--	--

CLASS (e.g. 3A) _____

SURNAME _____

NAME _____

GENDER (✓)

BOY

GIRL

DATE OF BIRTH

C	C	Y	Y	M	M	D	D
---	---	---	---	---	---	---	---

This test consists of 12 pages, excluding the cover page.

Instructions to the learners

1. Read all the instructions and questions carefully.
2. Answer all the questions on the question paper.
3. The teacher will lead you through the practice exercises before you start writing the test.
4. The test counts 40 marks.
5. The test duration is 60 minutes.

Practice exercises

1. Circle the letter next to the correct answer.

What do we get from cows?

Cows give us ...

A bread.

B milk.

C jam.

D tea.

You have answered the question correctly if you have circled B.

2. Circle the verbs.

He walks, but she runs.

You have answered the question correctly if you have circled the words walks and runs.

3. Place a cross (✕) in the box next to the correct answer.

The sun gives us ...

water	
food	
light	✕
air	

You have answered the question correctly if you have placed a cross (✕) in the box next to the word light.

4. The sentences below tell us how to brush our teeth.

Number the sentences (1-4) in the boxes to show the correct order when you brush your teeth.

Wet the toothbrush.	1
Rinse your mouth.	4
Brush your teeth.	3
Then put toothpaste on the toothbrush.	2

You have answered the question correctly if you have numbered the sentences in the correct order.

In your test you will answer some more questions like the ones you have just completed.

The test starts on the next page.

Read the story and then answer questions 1-6.

Long, long ago a baby boy was born. His proud parents were Mr and Mrs Sontonga. They named their son Enoch. They belonged to the Mpinga tribe and spoke Xhosa.

When Enoch grew up, he became a teacher. He loved music and he also loved to teach children. He would often stand in his classroom and watch the children play, sing and dance outside. Watching the children, made him wish that one day, all the children of South Africa would be able to play and live together and be friends.

Enoch wrote many songs, but his favourites were those that he wrote for the children to sing. His songs were all about love and peace.

One day, Enoch wrote a very special song. The first words of this song were "Nkosi Sikelel' iAfrika". This means "God bless Africa". Enoch often prayed and asked that the children of South Africa be blessed.

Enoch's song, "Nkosi Sikelel' iAfrika", became famous. A well-known Xhosa poet, Samuel Mqhayi, wrote more words for the song and today all the people of South Africa are proud when they sing it.

Yes, the song that started as "A prayer for Africa" became known as our beloved National Anthem.

1. Write a title for the story.

.....

2. Circle the letter next to the correct answer.

What is the name of the songwriter that the story is about?

A Samuel

B Mpinga

C Xhosa

D Enoch

3. Place a cross (✕) in the box next to the correct answer.

Where did Enoch live and work?

South America	
South Africa	
Australia	
Asia	

4. Show the correct order of events in the story.

Number the sentences (1–4) in the boxes to show the correct order.

Enoch became a teacher.	
Enoch's prayer became our National Anthem.	
A well-known Xhosa poet wrote more words for the song.	
Enoch wrote songs about love and peace.	

5. "Nkosi Sikelel' iAfrika" is our National Anthem. What made Enoch write this song?

Enoch wrote "Nkosi Sikelel' iAfrika" because

.....

.....

.....

6. In your opinion, why did Enoch become famous?

Enoch became famous because

.....

.....

.....

7. Look at the picture and answer questions 7.1 and 7.2.



7.1 Circle the letter next to the correct answer.

What is the horse doing? The horse is ...

- A galloping over the hill.
- B standing in the barn.
- C grazing in the field.
- D drinking milk.

7.2 Place a cross (✕) in the box next to the correct answer.

The picture on page 6 is of a ...

game reserve.	
aquarium.	
farm.	
zoo.	

8. Rewrite the sentences in the given tenses.

8.1 past tense

The farmer feeds the rabbits, while the children watch.

.....

.....

.....

.....

8.2 present tense

The pig played in the mud, while the horses galloped in the field.

.....

.....

.....

9. Read:

9.1 A noun is a naming word. Circle **two** nouns in the sentence below.

The dog wags its tail.

9.2 A pronoun is a word in the place of a noun. Circle **two** pronouns in the sentence below.

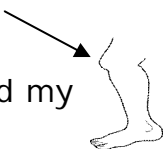
The farmer and his wife love the animals on their farm.


9.3 A conjunction is a joining word. Circle **one** conjunction in each of the sentences below.

a. The pigs ate their food and then went to sleep.

b. The horses neigh, but the ducks quack.

10. Look at the pictures and complete the sentences.

10.1 I have to bend my  when I jump.

10.2 There are  learners in the group.

10.3 We sing a song about three blind 

11. Rewrite the sentences. Fill in **two** punctuation marks in each sentence.

11.1 there are many animals on my uncle's farm

.....
.....
.....

11.2 How many sheep cows and horses are on the farm

.....
.....
.....

11.3 The farmer shouts, Watch out for the snake

.....
.....
.....

12. Fill in the correct verbs in the spaces provided.

We say:

12.1 The **farmers plant** vegetables in the garden.

but

The **farmer** vegetables in the garden.

12.2 The **pig grunts** in the pigsty.

but

The **pigs** in the pigsty.

13. Read the table and answer questions 13.1-13.3.

Farm workers' duty list		
Name	Monday and Wednesday	Tuesday and Thursday
Mpho	Feed the pigs	Clean the pigsty
Sibongile	Clean the barn	Brush the horses
Peter	Feed the horses and chickens	Take the eggs out of the nests Brush the horses
Pat	Weed the vegetable garden	Water the vegetable garden
Sam	Pick fresh vegetables	Feed the pigs and chickens

13.1 Mpho feeds the pigs on a Monday.

Who else feeds the pigs?

.....

13.2 Pat and Sam both work in the vegetable garden.

What does Pat do on a Wednesday?

.....


















13.3 Sibongile brushes the horses on a Tuesday and a Thursday.

On which days does he clean the barn?

.....

14. Read the graph and answer questions 14.1 and 14.2.

Animals on the farm

Number of animals	8				
	7				
	6				
	5				
	4				
	3				
	2				
	1				
	horses	pigs	chickens	sheep	

14.1 Circle the letter next to the correct answer.

Compare the number of animals on the farm. Which animals have the highest number?

- A chickens
- B horses
- C sheep
- D pigs

14.2 Circle the letter next to the correct answer.

How many more chickens than pigs are on the farm?

A 8

B 5

C 4

D 3

15. Write **two** paragraphs of at least **10** sentences in total about a visit to a farm. Make sure that you use the correct punctuation, grammar and spelling. Do not number your sentences.

A visit to the farm

.....

.....

.....

.....

.....

.....

.....

.....

.....

.....

.....

.....

.....

.....

.....

.....

.....

.....

.....

.....

.....

.....

Total: 40