Workbooks available in this series:

- First Additional Languages Grades 1–2 (In all official languages)
- First Additional languages Grades 3–6 (In English)
- Home Language Grades 1–6 (In all official languages)
- Mathematics Grades 1–3 (In all official languages)
- Mathematics Grades 4–9 (In English and Afrikaans)
- Life Skills Grades 1–3 (In all official languages)

Rainbow WORKBOOKS

FIRST ADDITIONAL LANGUAGE – ENGLISH
GRADE 1 – TERM 3 – 4

ISBN 978-1-4315-0196-0

8th Edition

THIS BOOK MAY NOT BE SOLD.

9 781431 501960

ENGLISH First Additional Language – Grade 1 Book 2

ISBN 978-1-4315-0196-0

Revised and CAPS aligned

ENGLISH
First Additional Language
Book 2
Term 3–4

Name:

Class:

basic education
Department:
Basic Education
REPUBLIC OF SOUTH AFRICA

ENGLISH

Mrs Angie Motshekga,
Minister of
Basic Education

Mr Enver Surty,
Deputy Minister of
Basic Education

These workbooks have been developed for the children of South Africa under the leadership of the Minister of Basic Education, Mrs Angie Motshekga, and the Deputy Minister of Basic Education, Mr Enver Surty.

The Rainbow Workbooks form part of the Department of Basic Education's range of interventions aimed at improving the performance of South African learners in the first six grades. As one of the priorities of the Government's Plan of Action, this project has been made possible by the generous funding of the National Treasury. This has enabled the Department to make these workbooks, in all the official languages, available at no cost.

We hope that teachers will find these workbooks useful in their everyday teaching and in ensuring that their learners cover the curriculum. We have taken care to guide the teacher through each of the activities by the inclusion of icons that indicate what it is that the learner should do.

We sincerely hope that children will enjoy working through the book as they grow and learn, and that you, the teacher, will share their pleasure.

We wish you and your learners every success in using these workbooks.

Published by the Department of Basic Education
222 Struben Street
Pretoria
South Africa

© Department of Basic Education
Eighth edition 2018

ISBN 978-1-4315-0196-0

This book may not be sold.

The Department of Basic Education has made every effort to trace copyright holders but if any have been inadvertently overlooked the Department will be pleased to make the necessary arrangements at the first opportunity.

Gr1 Bk2 Cover 4mm English spine.indd 2-3

Celebrating 100 years of courageous leadership

Nelson Rolihlahla Mandela
1918-2013

"Educating all of our children must be one of our most important priorities. We all know that education, more than anything else, improves our chances of building better lives."

15 May 2008 | Message for Schools for Africa campaign
Johannesburg | South Africa

Photo: NMF/Matthew Willman

Nelson Mandela was born on 18 July 1918 in the Eastern Cape in a village called Mvezo. He started school when he was 7 years old. And it was his school teacher who gave him the name Nelson. When he finished school he went to university but this was interrupted when he took part in school protests. After that he came to Johannesburg where he worked in first a mine and then in a law firm. He also went to law school but had to drop out because he couldn't afford to pay for the university fees. In 1944 he helped form the African National Congress Youth League (ANCYL) with various other people like Walter Sisulu and Anton Lambede and joined the ANC to fight against apartheid. He was jailed many times for his activities fighting for a better South Africa and in 1962 he was arrested and sentenced to 5 years in prison for leaving the country illegally and getting workers to go on strike. In 1964 he was sentenced to life imprisonment in the Rivonia trial for his role in the ANC's armed struggle. He spent over 27 years in jail. Because education was important to him he continued studying while in prison and in 1989 he received his law degree from the University of South Africa (UNISA). On February 11 1990 he was release from prison, and on 10 May 1994 he became South Africa's first black President.

Oliver Reginald Kaizana Tambo
1917-1993

On the 27th of October 1917, Kaizana Tambo was born in Nkantolo, Eastern Cape, then known as Pondoland. Raised with a solid foundation of hard work and respect for culture, and groomed in a village filled with strong morals and values, the "Son of Nkantolo" grew up to be loved and respected by South Africa, and the world.



On his first day at school, Kaizana's teacher asked him to come to school with an English name. His parents chose Oliver. This, and a host of experiences with some of his teacher's strict nature, made him hate school. A meeting with a smart, young man, who was a member of the debating society in a different school, changed his attitude towards education and gave him a love for discussion and debate. He later went to Holy Cross Mission near Flagstaff, where he became one of their star students. He moved on to St Peter's College, in Johannesburg, where he matriculated with top marks. Swelling with pride, the Eastern Cape Assembly of Traditional Leaders gave Oliver Tambo a bursary to study at Fort Hare University, where he graduated with a Bachelor of Science degree in Maths and Science. The following year, while studying towards his post-graduate qualification in Education, he was expelled from the University for participating in a student strike. St. Peter's College offered him a job as a Maths and Science teacher. It is while teaching in Johannesburg that he became a very active member of the African National Congress.

Oliver Tambo was a founding member and Secretary of the ANC Youth League in 1944; the general secretary of the ANC from 1952; the mandated leader of the ANC's Mission in Exile 1960; the President of the ANC from 1977 until 1990; then National Chairperson until 1993.

Oliver Tambo was a thoughtful, wise and warm-hearted leader. His simplicity, nurturing style, and genuine respect for all people, seemed to bring out the best in them. His life was remarkable for the profound influence he had on the ANC during the difficult years of struggle, sadness and uncertainty. During his almost fifty years of political activity in the ANC, Comrade O.R., as he affectionately came to be known, played a significant role in every key moment in the history of the Movement, until his death in 1993. Like Moses, he had led his people to the Promised Land, but was never able to enjoy the fruits of his toil.

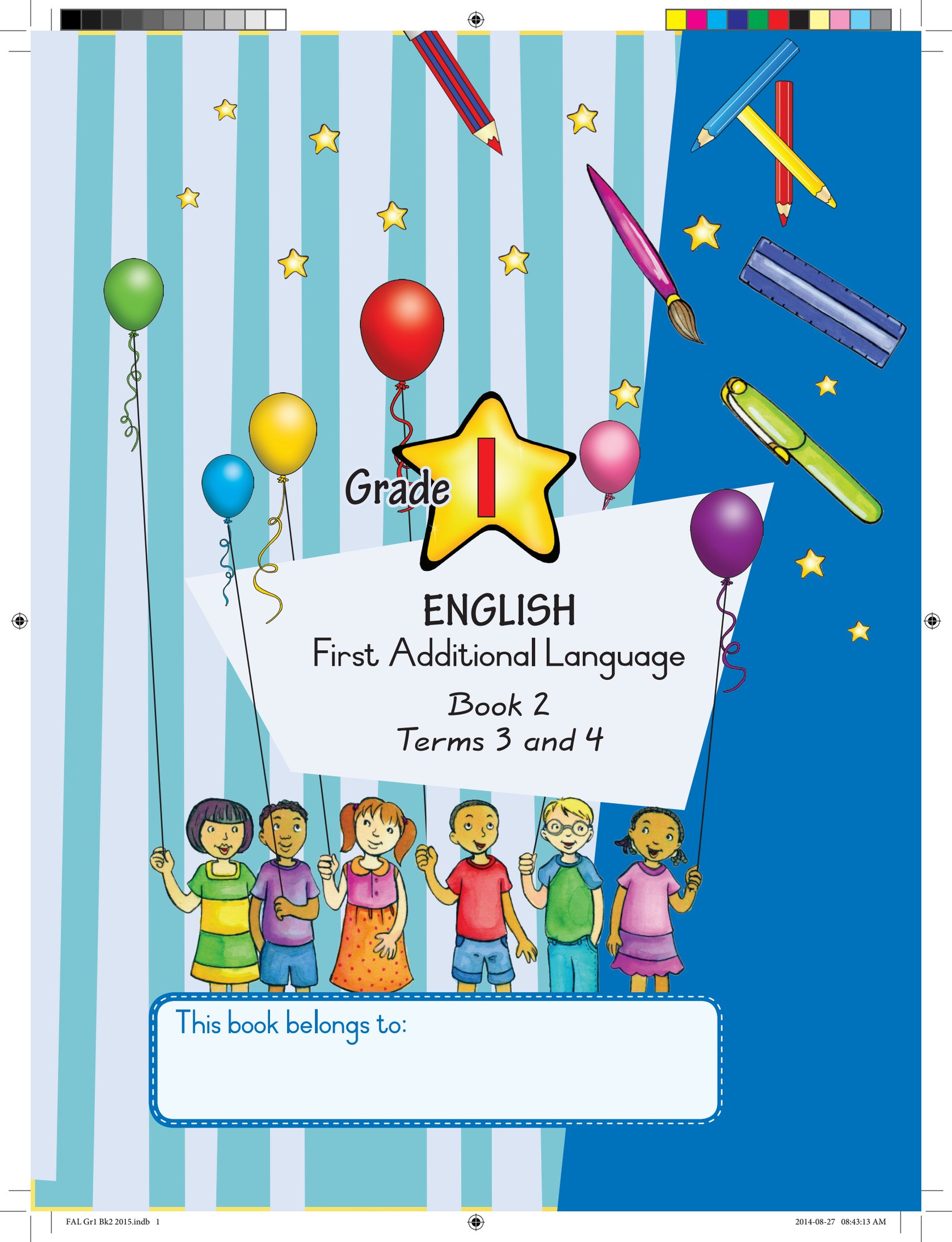

ENGLISH

First Additional Language

Book 2
Terms 3 and 4

This book belongs to:

FAL Gr1 Bk2 2015.indb 1 2014-08-27 08:43:13 AM

Contents

Theme 9: Friends — Term 3: weeks 1–5

1 A new girl at school 2
Listen & Speak: Talk about the picture.
Reading: Paste the word cards to match the sentence.
Writing: The letter **s**. Trace and copy the sentence.

2 Sisi and Sam 4
Listen & Speak: Ask "what is this?"
Sounds: Read the words (the **s** sound).
Reading: Paste the word cards to match the sentence.
Writing: Trace and find.

3 Sam is sick 6
Listen & Speak: Look at the pictures. Tell your friend the story. Ask "What is this?"
Reading: Paste the word cards to match the sentence.
Writing: The letter **a**. Trace and copy a sentence.

4 Sam has an apple 8
Reading: Paste the word cards to match the sentence.
Sounds: Read the words (the **a** sound). Track the letter **a** to the nest.
Writing: Trace the letter **a**. Match the words with pictures.

5 Greeting friends 10
Listen & Speak: Hello, how old are you?
Sounds: Paste animal stickers to show small and big. Clap the names of the animals.
Writing: Trace the letters (**a** and **s**).

6 Friends go shopping 12
Listen & speak: Talk about the picture.
Sounds: Paste the word cards to match the sentence. The letter **t**. Trace and then copy the sentence.

7 Big and small 14
Listen & speak: Identify big and small.
Reading: Paste the word cards to match the sentence.
Sounds: Read the words (the **t** sound).
Writing: Write captions for pictures. Trace the words and then draw pictures to match.

8 Friends at the farm 16
Listen & speak: Talk about the picture.
Writing: Paste the word cards in the correct spaces. The letter **p**. Trace and then copy the sentence.

9 The pink pig 18
Reading: Paste the word cards to match the sentence.
Sounds: Clap the words. Read the words (the **p** sound). Identify the pictures that have the **p** sound.
Writing: Match the words with pictures.

10 Colours and Numbers 20
Writing: Circle the correct colours and numbers.
Listen & speak: Say the names of the days of the week. Count the numbers on the calendar.

Theme 10: It is good to exercise — Term 3: weeks 6–10

11 We learn to swim 22
Listen & Speak: Speak about the picture.
Writing: The letter **i**. Copy a sentence.

12 The i-sound 24
Reading: Paste the word cards to match the sentence.
Sounds: Read the words (the **i** sound). Identify pictures with the **i** sound.
Writing: Fill in the letter **i** to complete words.
Listen & Speak: What is this? What colour is this? I like …

13 We play 26
Listen & Speak: Talk about the picture.
Writing: The letter **n**. Trace and copy the sentence.

14 Night walks 28
Listen & Speak: Talk about the picture.
Sing: Twinkle twinkle little star.
Sounds: Read the words (the **n** sound).
Reading: Paste the word cards to match the sentence.
Writing: Match the words with pictures.

15 Day and Night 30
Listen & speak: Discuss the picture. Identify night and day activities. Singular and plural.
Writing: Draw yourself.

16 It's cold 32
Listen & Speak: Talk about the picture.
Writing: Trace and copy the sentence. The letter **n**.

17 The b-sound 34
Reading: Paste the word cards to match the sentence.
Sounds: Read the words (the **b** sound). Match the words with pictures.
Writing: Write captions for pictures.

18 It's rainy 36
Listen & Speak: Talk about the picture story.
Writing: Practise the letter **m**. Trace the sentence and then copy it.

19 The m-sound 38
Reading: Paste the stickers to match the sentence.
Sounds: Read the words (the **m** sounds).
Writing: Fill in the letter **m** so that the words match the pictures. Track and trace activity.

20 Weather 40
Listen & speak: Talk about weather pictures. Match the pictures to the weather symbol.
Writing: Copy the names of the week.

FAL Gr1 Bk2 2015.indb 2 2014-08-27 08:43:19 AM

Theme 11: Animals — Term 4: weeks 1–5

21 A goat eats my garden 42
Writing: The letter **g**.
Copy the sentence.
Listen & Speak: Saying no.

22 The g-sound 44
Sounds: The **g** sound.
Writing: The letter **o**.
Trace and copy a sentence.

23 Sea animals 46
Listen & Speak: Talk about the picture.
Name the sea animals.
Writing: The letter **o**.
Trace and copy the sentence.

24 The o-sound 48
Reading: Paste the word cards to match the sentence.
Sounds: The **o** sound.
Writing: Match words with pictures.
Draw a happy and angry face.

25 Five little elephants balancing 50
Listen & Speak: Talk about the picture.
Sing a song.
Count to five.
Writing: The letter **e**.
Trace and copy a sentence.

26 Who helps us 52
Listen & Speak: Talk about the picture.
Say what work they do.
Writing: The letter **h**.
Trace and copy the sentence.

27 The h-sound 54
Reading: Paste the word cards to match sentence.
Sounds: Read the words (the **h** sound).
Writing: Complete the words.
Match words with pictures.
Identify pictures that have the **h** sound.
Listen & Speak: Sort animals.

28 Fetch my cat 56
Listen & Speak: Look at the pictures and tell the story.
Answer questions about the story.
Writing: The letter **f**.
Trace and copy the sentence.

29 The f-sound 58
Reading: Paste in the word cards to match the sentence.
Sounds: Read the words (the **f** sound).
Writing: Match words and pictures.
Trace and find.

30 Opposites 60
Listen & Speak: Look at the opposites in the pictures.

Theme 12: About town — Term 4: weeks 6–10

31 Shopping 62
Listen & Speak: Talk about the picture.
Talk about shopping.
Writing: The letter **u**.
Trace the sentence and then copy it.

32 The u- and r-sounds 64
Listen & Speak: Shopping vocabulary.
Writing: The letter **u**.
Writing: Trace and copy a sentence.

33 We go to town 66
Listen & Speak: Talk about the picture.
Writing: Trace and copy a sentence.
The letters **u** and **r**.

34 The library 68
Listen & Speak: Talk about the picture.
Sounds: The alphabet.
Writing: The letter **k**.
Trace and copy the sentence.

35 The k-and d-sounds 70
Sounds: The **k** and **d** sounds.
Reading: Paste the word cards to match the sentence.
Writing: Identify the first letters (**k** and **d**).
Match words and pictures.

36 The months of the year 72
Listen & Speak: Talk about the calendar.
Writing: The letter **j**.

37 The j- and l-sounds 74
Writing: Answer questions about the calendar.
The letters **j** and **l**
Match words and pictures.
Reading: Paste in the word cards to match the sentence.
Writing: Cut out cards and write on them.

38 Christmas time 76
Listen & Speak: Sing a song
Talk about the picture.
Writing: The letters **x**, **y** and **z**.
Trace and copy the sentence.

39 The c- and w-sounds 78
Reading: Identify the pictures that have the **c** sound.
Writing: Match words and pictures.
The letters **c** and **w**

FAL Gr1 Bk2 2015.indb 1 2014-08-27 08:43:21 AM

1 A new girl at school

Let's talk

Look at the picture and talk about what you see.

How do you think Sisi feels on her first day at a new school?
How did you feel when you started school?

Teacher reads

Sisi is a new girl at school.
Sisi sits with Sam.

dress


desk

dustbin

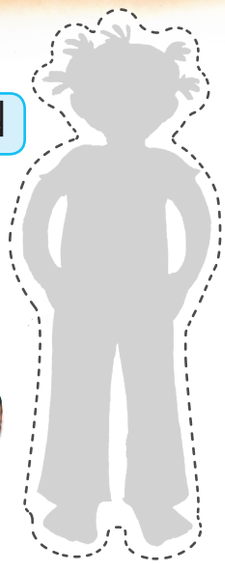
stand

FAL Gr1 Bk2 2015.indb 2 2014-08-27 08:43:27 AM

Let's do

Paste the stickers in the correct spaces. Say the name of each picture.



glasses

sit

school bag

Sit down children.

Say

Sisi sits with Sam.
I sit with _____.

Let's write

Practise writing these letters.

S s

S s

S s

S s

S s

S s

sock

Let's write

Trace the sentence and then practise writing the sentence in the next box.

Sisi sits.

FAL Gr1 Bk2 2015.indb 3 2014-08-27 08:43:31 AM

2

Sisi and Sam

Practise in pairs

Point to these pictures and ask your friend what they are.

Listen and repeat

I sing.

I eat.

I sleep.

I sit.



Say:

What is this?

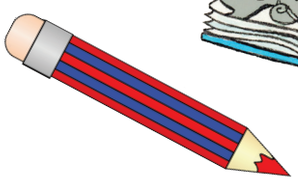

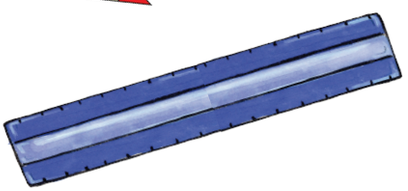

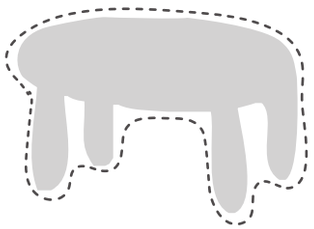

Let's speak

Say the words and listen to the **s**-sound.



sit

socks

sun

FAL Gr1 Bk2 2015.indb 4 2014-08-27 08:43:35 AM

Word work

Read the words and listen to the sounds.

Sam	sits	sat
sad	sit	sun



s

snake

Let's match

Cut out the word cards at the back of the book and match them to form this sentence.

Sisi	sits.	Sam	sits.

Fun

Whose are these? Say: These are Sam's socks.

Plurals



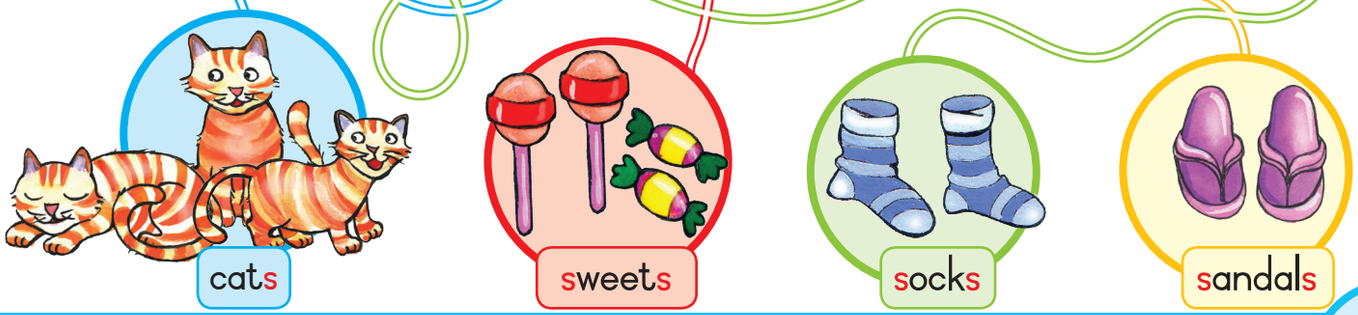

FAL Gr1 Bk2 2015.indb 5 2014-08-27 08:43:39 AM

3 Sam is sick

Let's talk

Look at the pictures. Tell your friend the story.

tablets

plasters

1

spots

2

sits

3

doctor

injection

Teacher reads

Sam is sick.
Sam has spots.
Sam is at the doctor.

FAL Gr1 Bk2 2015.indb 6 2014-08-27 08:43:43 AM

Let's do

Paste the stickers in the correct spaces. Say the name of each picture.

scissors

medicine

thermometer

stethoscope

spoon

tablets

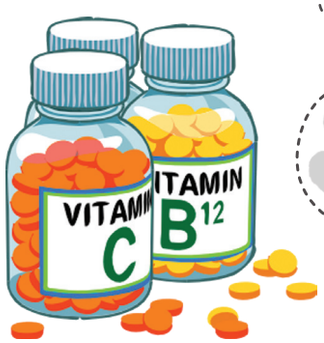

Practise in pairs

Point to these pictures and ask your friend what they are.

Say:

What is this?

Let's write

Trace the sentence and then practise writing the sentence in the next box.

Sam is sick.

Let's write

Practise writing these letters.

A a

A a

A a

A a

A a

A a



ant

FAL Gr1 Bk2 2015.indb 7 2014-08-27 08:43:47 AM

4 Sam has an apple



Let's write

Trace the letters with your finger and then with a crayon. Start at the first dot.

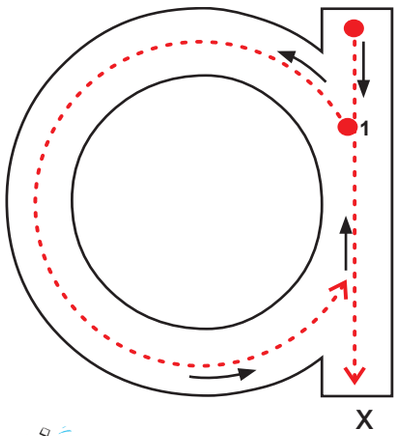

Find and circle the letter **a** in the box.

a	o	a
o	i	a
o	a	c

Fun

Follow the **a**s to the nest.



FAL Gr1 Bk2 2015.indb 8 2014-08-27 08:43:58 AM

Word work

Read the words and listen to the sounds.



a

an	ant	Ann
as	Sam	apple

apple

Let's match

Cut out the word cards at the back of the book and match them to form this sentence.

Sam	is	sick.

Let's write

Fill in the letter **a** in the spaces so that the words match the pictures.







_a_pple

_a_xe

_a_nt

_a_mbul_a_nce

c_a_t

FAL Gr1 Bk2 2015.indb 9 2014-08-27 08:44:02 AM

Can you remember?

5 Greeting friends

Hello, what is your name?

My name is _____.

Walk and talk

Say:

Hello, how old are you?
I am _____ years old.
See you tomorrow.
Good bye.

Let's write

Do these words start with an **s** or with an **a**?
Say the word and then trace the correct letter.

 a s	a s	 a s	 a s
a s	a s	a s	a s

FAL Gr1 Bk2 2015.indb 10 2014-08-27 08:44:09 AM

Let's do

Paste the animal stickers and say which animals are small and which are big. Clap their names.

Say:

The mouse is small.
The elephant is big.

small

big

mouse



elephant

butterfly

hippopotamus

chick

giraffe



FAL Gr1 Bk2 2015.indb 11 2014-08-27 08:45:00 AM

6 Friends go shopping

socks

Let's talk Look at the picture and talk about what you see.

Have you ever had clothes that did not fit?
How do the girls feel?

shirt

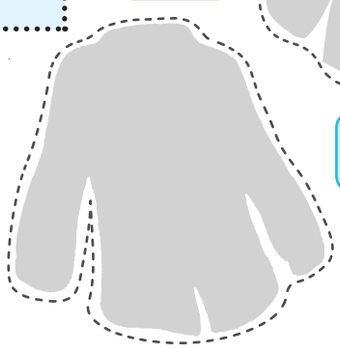

jersey

Teacher reads

Sisi needs new clothes.
This is too big.

FAL Gr1Bk2 Theme 1 2015.indd 12 2014-08-27 03:07:32 PM

Let's do

Paste the stickers in the correct spaces. Say the name of each picture.

t-shirt

hanger

dress

shoe

hats

skirt

shorts

costume

Let's write

Practise writing these letters.

T t

T t

T t

T t

T t

T t

tie

Let's write

Trace the sentence and then practise writing the sentence in the next box.

This is too big.

FAL Gr1Bk2 Theme 1 2015.indd 13 2014-08-27 03:07:54 PM

7

Big and small

Let's talk

Say which of these are big and which are small.
Then circle the correct word.



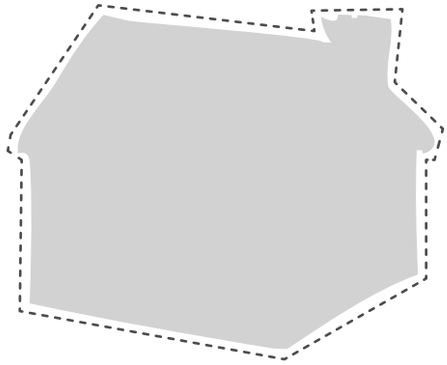

man		mouse		ant		house	
big	small	big	small	big	small	big	small

Let's write

Say what each of these pictures is. Now write the letter that the words in each row start with.



FAL Gr1Bk2 Theme 1 2015.indd 14 2014-08-27 02:55:00 PM

Word work

Read the words and listen to the sounds.

t

top	tip	tap
tub	tin	ten

Let's match

Cut out the word cards at the back of the book and match them to form this sentence.

top

This	is	too	big.

Let's write

Trace the words. Draw a picture of something big and something small.

big

small

too big

too small



FAL Gr1 Bk2 2015.indb 15 2014-08-27 08:45:16 AM

8

Friends at the farm

Let's talk

Look at the picture and talk about what you see.

bees

pumpkin

beehive

grandmother

milking

Nomsa

drinking

ducks

Teacher reads

We have fun in the sun at the farm.

Let's do

Colour these flowers.

FAL Gr1 Bk2 2015.indb 16 2014-08-27 08:45:25 AM

Let's do

Paste the stickers in the correct spaces. Say the name of each picture.

sun

shining

nest

tractor

buzzing

beehive

bees

Ken

digging

chickens

pigs

eating

Let's write

Practise writing these letters.

P p

P p

P p

P p

P p



pig

Let's write

Trace the sentence and then practise writing the sentence in the next box.

The pigs are pink.

FAL Gr1 Bk2 2015.indb 17 2014-08-27 08:45:28 AM

9 The pink pig

Let's write Fill in the letter p in the spaces so that the words match the pictures.





_plug _an _ig

Let's do Clap these words.

butterfly: but | ter | fly

tomato: to | ma | to

hippopotamus: hip | po | pot | a | mus

parrot: par | rot

penguin: pen | guin

pencil: pen | cil

FAL Gr1 Bk2 2015.indb 18 2014-08-27 08:45:35 AM

Word work

Read the words and listen to the p-sounds.

pig	pot	pat
pit	pond	pan



p

pot

Let's match

Cut out the word cards at the back of the book and match them to form this sentence.

The	pig	is	pink.

Let's write

Tick the pictures that have the p-sound in them. Say the words and listen to the sounds.



FAL Gr1 Bk2 2015.indb 19 2014-08-27 08:45:43 AM

Can you remember?

10

Colours and numbers

Look at the pictures. Say what they are. Circle the correct number and colour in each row. Then say the name of the number and the colour.

2 blue jerseys



1 2 3 4 5



3 green dresses

1 2 3 4 5

4 yellow flowers

1 2 3 4 5

5 pink bows

1 2 3 4 5

1 red dress

1 2 3 4 5

FAL Gr1 Bk2 2015.indb 20 2014-08-27 08:45:49 AM

Let's talk

Say the names of the days of the week.
Count the numbers on the calendar.

SEPTEMBER

Monday	Tuesday	Wednesday	Thursday	Friday	Saturday	Sunday
1	2	3	4	5	6	7
8	9	10	11	12	13	14
15	16	17	18	19	20	21
22	23	24	25	26	27	28
29	30					

Monday

Tuesday

Wednesday

Thursday

Friday

Saturday

Sunday

Let's write

I go to school on:

I stay at home on:

FAL Gr1 Bk2 2015.indb 21 2014-08-27 08:45:55 AM

THEME 10. IT IS GOOD TO EXERCISE

11 We learn to swim

Let's talk

Look at the picture and talk about what you see.



FAL Gr1 Bk2 2015.indb 22 2014-08-27 08:46:00 AM

Let's do

Paste the stickers in the correct spaces. Say the name of each picture.

flippers

bubbles

goggles

orange

tube

sunblock

hat

bubbles

lilo

Let's write

Practise writing these letters.

I i

I i

I i

I i

I i

ink

Let's write

Trace the sentence and then practise writing the sentence in the next box.

I swim in the pool.

FAL Gr1 Bk2 2015.indb 23 2014-08-27 08:46:06 AM

The i-sound

Let's write

Fill in the letter **i** in the spaces so that the words match the pictures. Listen to the **i**-sound.

_ink



_n



s_t



p_g

d_g



_gloo

Walk and talk

Ask your friend what sports he/she likes.
Say:

What sports do you like?

I like netball.

I like soccer.

I like swimming.

I like rugby.

I like tennis.

FAL Gr1 Bk2 2015.indb 24 2014-08-27 08:46:15 AM

Word work

Read the words and listen to the sounds.

in	ink	sit
is	it	tin

i

ink

Let's match

Cut out the word cards at the back of the book and match them to form this sentence.

I	swim	in	the	pool.

Let's write

Tick the pictures that have the i-sound in them.

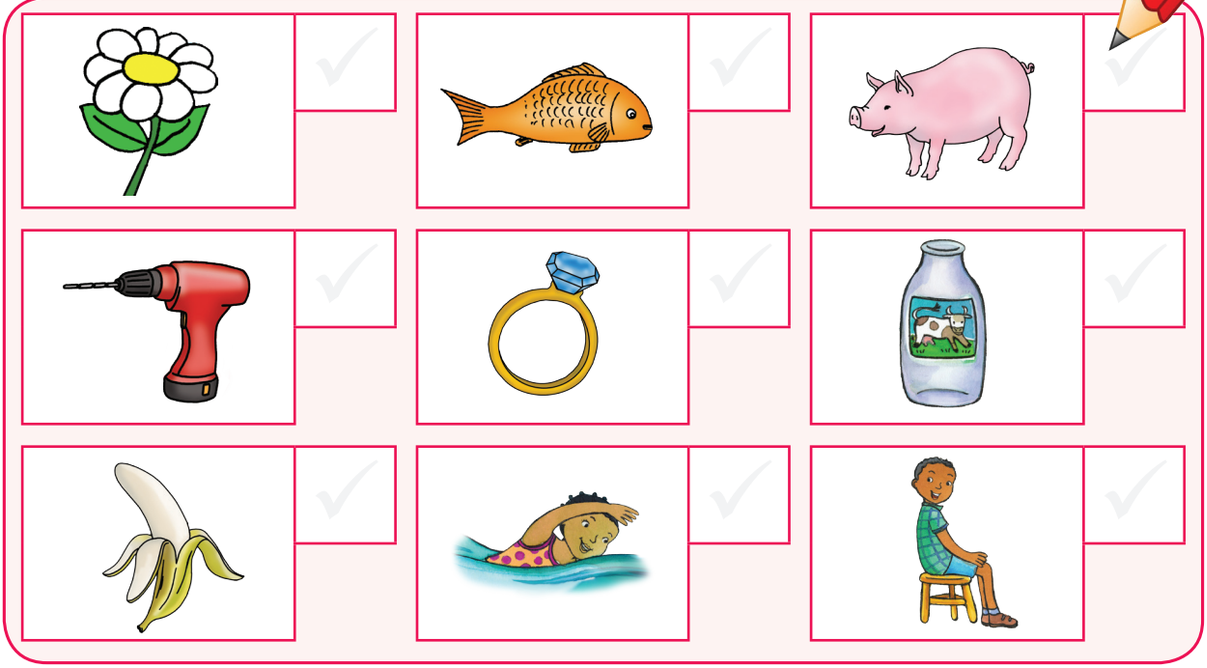

Practise in pairs

Point to the pictures and ask your friend:

What is this? It is a _____.
What colour is it? It is _____.

FAL Gr1 Bk2 2015.indb 25 2014-08-27 08:46:24 AM

13 We play



Let's talk

Point to the picture and show your friend:

who is running. | who is winning. | who is singing. | who is dancing.

Say:

He is ... She is ... They are ...

Teacher reads

We swim and run.
Ann is a nurse.

FAL Gr1 Bk2 2015.indb 26 2014-08-27 08:46:31 AM

Let's do

Paste the stickers in the correct spaces. Say the name of each picture.

tennis

soccer

injured

refreshments

soccer boots

Let's write

Practise writing these letters.

N n

N n

N n

N n

N n

nest

Let's write

Trace the sentence and then practise writing the sentence in the next box.

Ann is a nurse.

FAL Gr1Bk2 Theme 2 2015.indd 27 2014-08-27 03:09:49 PM

14

Night walk

moon

stars

rocket

owl

bat

Let's talk

Look at the pictures and talk about what you see.

Let's do

Paste the stickers in the correct spaces. Say the name of each picture.

Listen and repeat

What is this?
What are these?

This is the moon.

These are bats.

This is a torch.

These are stars.

This is an owl.

These are trees.

Let's sing

Twinke twinkle little star

Twinkle, twinkle, little star,
How I wonder what you are.
Up above the world so high,
Like a diamond in the sky.
Twinkle, twinkle, little star,
How I wonder what you are!

pyjamas

torch

FAL Gr1Bk2 Theme 2 2015.indd 28 2014-08-27 02:56:03 PM

Word work

Read the words and listen to the sounds.

no	new	name
not	nest	net

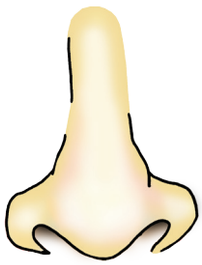

n

nose

Let's match

Cut out the word cards at the back of the book and match them to form this sentence.

Ann	is	a	nurse.

Let's write

Fill in the letter n in the spaces so that the words match the pictures.



nest net nut

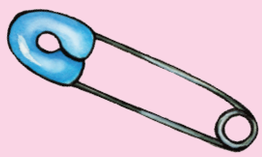



pin pan neck

FAL Gr1 Bk2 2015.indb 29 2014-08-27 08:46:55 AM

Can you remember?

15

Day and night

Let's talk

Tell your friend what you see in each picture.

ball	balls

cat	cats

dog	dogs



hat	hats



goat	goats



flower	flowers

Let's write

Draw a picture of yourself and fill in your details.

My name is

My surname (family name) is

My age

I am in Grade

I like

I don't like

FAL Gr1 Bk2 2015.indb 30 2014-08-27 08:47:08 AM

Let's read

Look at the picture and say what these children are doing. Say whether we do this in the day or night time.
Now colour in the sun if you do it in the day and the moon if you do this at night.

sleeping

watching TV

waiting for a bus

reading

eating

brushing his teeth

doing homework

playing soccer

brushing her hair

Let's talk

Then say what time you do these things. Say:

I do it in the ...

morning	afternoon	night

FAL Gr1 Bk2 2015.indb 31 2014-08-27 08:47:17 AM

It's cold

Let's talk

Look at the picture and talk about what you see.

sausages



boots

Let's write

Trace the sentence and then practise writing the sentence in the next box.

Bob is at the bin.

FAL Gr1 Bk2 2015.indb 32 2014-08-27 08:47:23 AM

Let's do

Paste the stickers in the correct spaces. Say the name of each picture.

fork

scarf

mealie

buying

fire

money

Let's write

Practise writing these letters.

B b

B b

B b

bird

Teacher reads

Bob is at the bin.
Ken is buying a mealie.

FAL Gr1 Bk2 2015.indb 33 2014-08-27 08:47:28 AM

The b-sound

Let's write

Fill in the letter b in the spaces to make a word that matches the picture.
Draw a line from the word to the correct picture.



_b_us
____oots
____oy
____ag
____anana
____all

Let's write

Fill in the letters b to complete these words so they match the pictures.



_b_ed	_b_ird	_b_read

FAL Gr1 Bk2 2015.indb 34 2014-08-27 08:47:36 AM

Word work

Read the words and listen to the sounds.

bat	bit	bet
Bob	bad	bed

bed

b

Let's match

Cut out the word cards at the back of the book and match them to form this sentence.

Bob	is	at	the	bin.

Let's write

Say what these pictures are. Listen to the b-sound.
Fill in the correct words below the picture.

Use these words.

balloons

bed

book

bike

butterfly

bananas

FAL Gr1 Bk2 2015.indb 35 2014-08-27 08:47:42 AM

It's rainy

Let's talk

Tell your friend what happened to the girls in the story.

What happened first?
What happened next?
Then what happened in picture 3 and 4?

1

2

3

4

Teacher reads

We miss the bus.

FAL Gr1 Bk2 2015.indb 36 2014-08-27 08:47:48 AM

Let's do

Paste the stickers in the correct spaces. Say the name of each picture.

umbrella closed



umbrella open

bus

run

raincoat

rain

rainbow

Let's write

Practise writing these letters.

M m

M m

M m

M m

M m

moon

Let's write

Trace the sentence and then practise writing the sentence in the next box.

We miss the bus.

FAL Gr1 Bk2 2015.indb 37 2014-08-27 08:47:54 AM

The m-sound

Let's write

Fill in the letter m in the spaces so that the words match the pictures. Draw a line from the word to the correct picture.

- ___mealie
- ____oon
- ____an
- ____outh
- ____ouse
- ____ountain
- ____onkey
- ____ilk

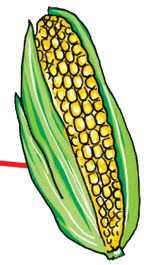


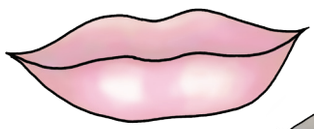



FAL Gr1 Bk2 2015.indb 38 2014-08-27 08:48:01 AM

Word work

Read the words and listen to the sounds.

men	mat	mad
mop	mix	met

m

monkey

Let's match

Cut out the word cards at the back of the book and match them to form this sentence.

The	moon	and	the	stars.

Fun

Show the spaceship the way to the moon. Follow the m-trail.

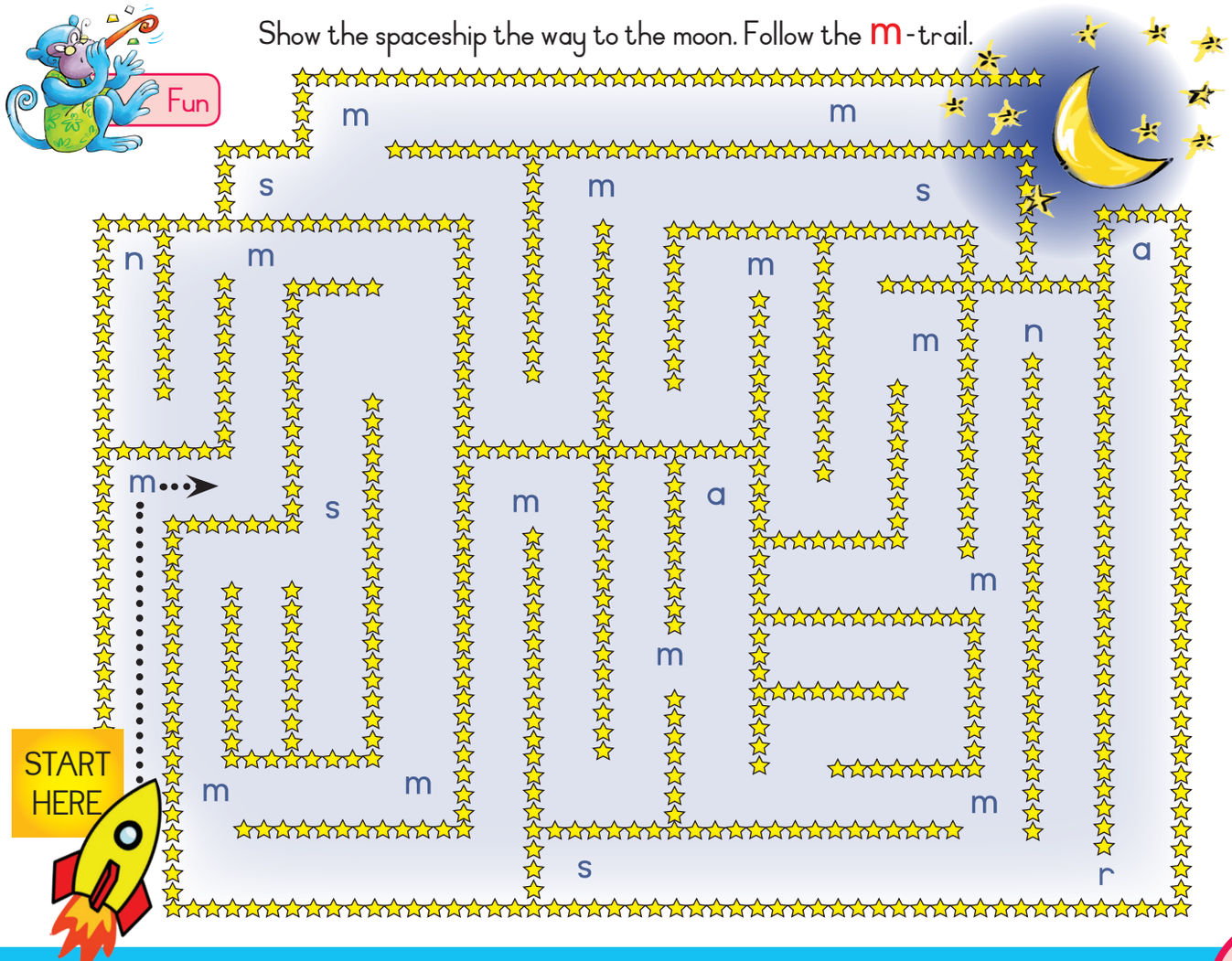

FAL Gr1 Bk2 2015.indb 39 2014-08-27 08:48:06 AM

Can you remember?

20

Weather

Let's write

Say the names of the week. What's the weather like this week? Paste a sticker in the correct space to show what the weather is like each day this week. Then, in the space below the picture, write a word to describe the weather. Use the words on the right.

hot	cloudy
sunny	windy
rainy	cold

Monday	Tuesday	Wednesday	Thursday	Friday

Let's do

Draw a line to match the sentence with the picture. Point to the pictures and tell your friend what you do on each day of the week.

I wash my clothes on Monday.
I iron my clothes on Tuesday.
I sweep the floor on Wednesday.
I wash the pots on Thursday.
I dust the house on Friday.
I bake a cake on Saturday.
I go to church on Sunday.

FAL Gr1 Bk2 2015.indb 40 2014-08-27 08:48:13 AM

Let's do

Look at these pictures. Tell your friend what weather you see. Then say what each weather symbol means. Draw a line to match the picture to the weather symbol.

Paste the stickers in the correct spaces.



hot



rain

clouds

snow



wind

FAL Gr1 Bk2 2015.indb 41 2014-08-27 08:48:25 AM

21

A goat eats my garden

Look at the pictures and tell your friend the story.

Say:

Stop it!
Go away!
No!
Don't do that!

FAL Gr1 Bk2 2015.indb 42 2014-08-27 08:48:30 AM

Let's do

Paste the stickers in the correct spaces. Say the name of each picture and say what each word starts with.

green

grass

peas

snail

tomato

spinach

cabbage

green beans

goat

gate

Let's write

Practise writing these letters.

G g

G g

G g

G g

G g

glass

Let's write

Trace the sentence and then practise writing the sentence in the next box.

A goat eats my garden.

FAL Gr1Bk2 Theme 3 2015.indd 43 2014-08-27 02:56:35 PM

The g-sound

Let's write

Fill in the letter g in the spaces so that the words match the pictures.
Draw a line from the word to the correct picture.

_g_lass

___rapes

___ate

___ift

___oal

___lue

___oat







Let's write

Trace the pattern and then repeat the pattern below.

FAL Gr1 Bk2 2015.indb 44 2014-08-27 08:48:46 AM

Word work

Read the words and listen to the sounds.

got	go	mug
get	gum	jug



g

goat

Let's match

Cut out the word cards at the back of the book and match them to form this sentence.

A	goat	eats	my	garden.

Let's write

Trace the words. Draw a picture for each word.

gate

gift

goat

FAL Gr1 Bk2 2015.indb 45 2014-08-27 08:48:47 AM

Sea animals

Let's talk

Look at the picture and talk about what you see.

seagull

sailboat

shark

octopus

penguins

shells

tube

fish

FAL Gr1 Bk2 2015.indb 46 2014-08-27 08:48:52 AM

Let's do

Paste the stickers in the correct spaces. Say the name of each picture.

bucket

spade

sandals

dolphins

sand castle

whale

crab

starfish

shells

Let's write

Practise writing these letters.

O o

O o

O o

O o

O o

O o

orange

Let's write

Trace the sentence and then practise writing the sentence in the next box.

The octopus is in the sea.

FAL Gr1 Bk2 2015.indb 47 2014-08-27 08:48:57 AM

The o-sound

Let's write Fill in the letter **o** in the spaces so that the words match the pictures.



d_o_g

t___p

cl___ck

Let's do Draw

a happy face.

a sad face.

an angry face.

a scared face.

FAL Gr1 Bk2 2015.indb 48 2014-08-27 08:49:02 AM

Word work

Read the words and listen to the sounds.

hot	top	of
not	dog	on



o

octopus

Let's match

Cut out the word cards at the back of the book and match them to form this sentence.

It	was	hot	on	Monday.

Let's write

Fill in the letter **o** in the spaces so that the words match the pictures.
Draw a line from the word to the correct picture.



FAL Gr1Bk2 Theme 3 2015.indd 49 2014-08-27 03:00:27 PM

25

Five little elephants balancing

Let's talk

Look at the picture and talk about what you see.
Count the elephants in each row.

elephant



One blue elephant balancing
Step by step on a piece of string.
Thought it was such a wonderful stunt
That he called for another elephant.



Two blue elephants balancing
Step by step on a piece of string.
Thought it was such a wonderful stunt
That they called for another elephant.



Three blue elephants balancing
Step by step on a piece of string.
Thought it was such a wonderful stunt
That they called for another elephant.



Four blue elephants balancing
Step by step on a piece of string.
Thought it was such a wonderful stunt
That they called for another elephant.

Five blue elephants balancing
Step by step on a piece of string.
All of a sudden the piece of string broke
And down came all the elephant folk.

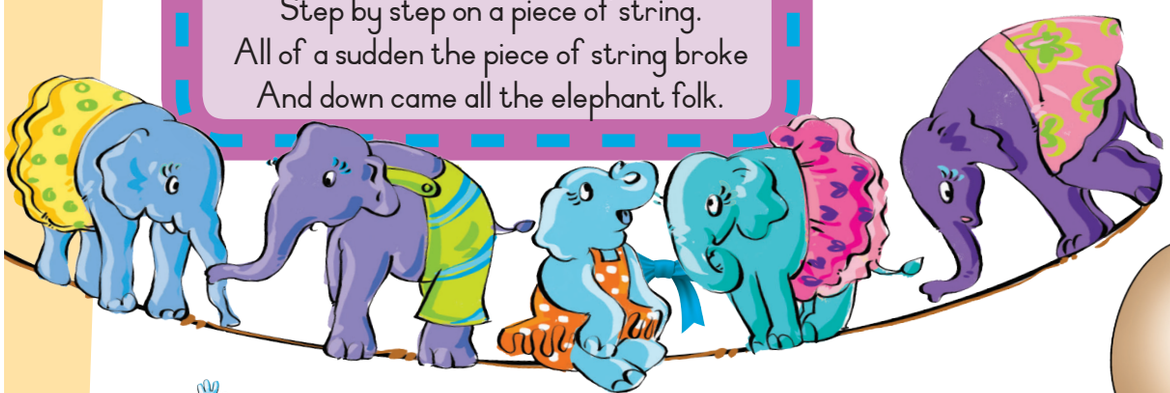

e



egg

Teacher reads

The elephant is big.

FAL Gr1 Bk2 2015.indb 50 2014-08-27 08:49:22 AM

Let's do

Paste the stickers in the correct spaces. Count the elephants in each of the pictures.

one

two

three

four

five

pants

skirt

Let's write

Practise writing these letters.

E e

E e

E e

E e

E e

E e

elf

Let's write

Trace the sentence and then practise writing the sentence in the next box.



The elephant is big.

FAL Gr1 Bk2 2015.indb 51 2014-08-27 08:49:28 AM

Who helps us?

Let's talk

Look at the pictures and say what work they do.

How do they help us?
Have you ever been helped by a nurse or a fireman?

Let's write

Trace the sentence and then practise writing the sentence in the next box.

They help us.

Teacher reads

They help us.

They help us.

FAL Gr1 Bk2 2015.indb 52 2014-08-27 08:49:32 AM

Let's do

Paste the stickers in the correct spaces. Say the name of each picture.

nurse

pilot

crane

fire engine

police car

ambulance

Let's write

Practise writing these letters.

H h

H h

H h

H h

H h

H h

hat

Listen and repeat

Read the sentences. Draw a line to match the sentence with the correct picture.

This is a fireman.

This is a policeman.

This is a cook.

This is a nurse.



FAL Gr1Bk2 Theme 3 2015.indd 53 2014-08-27 03:00:56 PM

The h-sound

Let's write Tick the pictures that have the h-sound in them.

Let's do Talk about which animals can swim or fly.
Paste their stickers in the correct spaces.

swim	fly


fish

bird

frog
bat

shark


turtle

parrot
bee

FAL Gr1 Bk2 2015.indb 54 2014-08-27 08:49:52 AM

Word work

Read the words and listen to the sounds.

hat	hail	hard
hot	hole	hatch

house

h

Let's match

Cut out the word cards at the back of the book and match them to form this sentence.

They	help	us.

Let's write

Fill in the letter h in the spaces so that the words match the pictures.

_h_oney	___eart	 ___ose
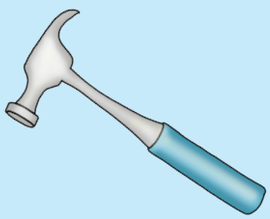 ___ammer	___and	 ___orse

FAL Gr1 Bk2 2015.indb 55 2014-08-27 08:50:22 AM

Fetch my cat

Let's talk

Look at the pictures and tell your friend the story.



Teacher reads The fireman fetches my cat.

FAL Gr1 Bk2 2015.indb 56 2014-08-27 08:50:27 AM

Let's do

Paste the stickers in the correct spaces. Say the name of each picture.

cap

bird

cat

nest

branch

Let's write

Tick the sentences that are correct.

The cat is in the tree.	✓
The dog is in the tree.	✓
The ladder is long.	✓
The boy is crying.	✓

Let's write

Trace the sentence and then practise writing the sentence in the next box.

Fetch my cat.

Let's write

Practise writing these letters.

F f

F f

F f

F f

F f

fire

FAL Gr1Bk2 Theme 3 2015.indd 57 2014-08-27 03:01:29 PM

The f-sound

Let's write

Say who these people are. Then draw a line to show what each person uses.
How do these people help us?





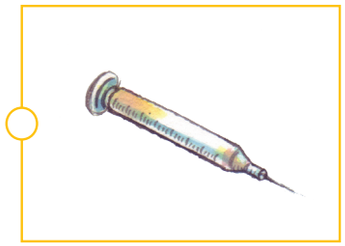

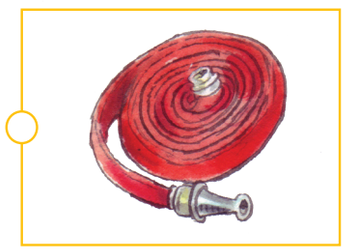

FAL Gr1 Bk2 2015.indb 58 2014-08-27 08:50:37 AM

Word work

Read the words and listen to the sounds.

fun	fin	frog
fat	fan	fit

f

frog

Let's match

Cut out the word cards at the back of the book and match them to form this sentence.

Please	fetch	my	cat.

Let's write

Fill in the letter f in the spaces so that the words match the picture.

_ingers

___ire

___all



___ence

___at

___lag

FAL Gr1 Bk2 2015.indb 59 2014-08-27 08:50:46 AM

Opposites

Look at the picture and talk about what you see.
Can you think of more opposites?

day night

young old

slow fast



short tall



small big

heavy light



FAL Gr1 Bk2 2015.indb 60 2014-08-27 08:50:56 AM

Let's do

Paste the stickers in the correct spaces. Say the name of each picture.

hot

cold



front

back



long

short



soft

hard



wet

dry

asleep

awake

FAL Gr1 Bk2 2015.indb 61 2014-08-27 08:51:04 AM

Shopping

Let's talk

Tell your friend what you buy at these shops.

butchery

clothing shop

greengrocer

supermarket

pet shop

Teacher reads

We run to the bus.
We go to town.
What will we buy today?

FAL Gr1 Bk2 2015.indb 62 2014-08-27 08:51:20 AM

spaza

bakery

bus stop

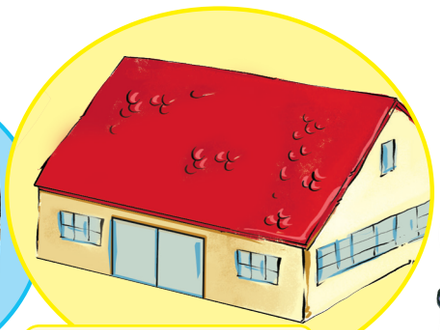

furniture shop



Let's write

Practise writing these letters.

U u

U u

U u

U u

U u

umbrella

Let's write

Trace the sentence and then practise writing the sentence in the next box.

We run to the bus.

FAL Gr1 Bk2 2015.indb 63 2014-08-27 08:51:30 AM

The u- and r-sounds

Let's write

Sort the items in the shopping basket.
Write the names in the correct column.

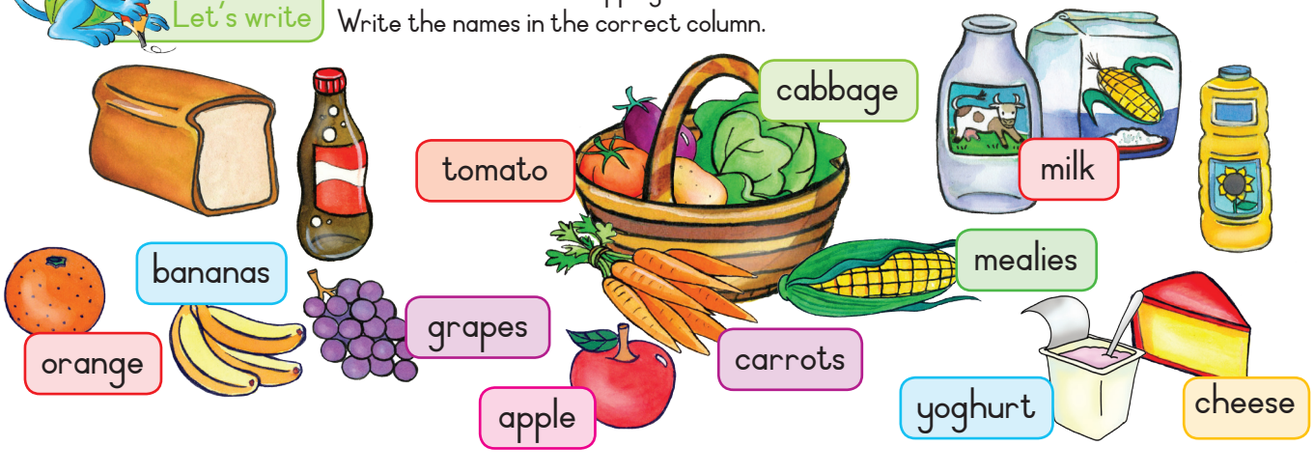

Fruit	Vegetables	Dairy
apple		

Let's write

Fill in the letter r in the spaces so that the words match the pictures.



FAL Gr1 Bk2 2015.indb 64 2014-08-27 08:51:37 AM

umbrella

u r

Word work

Read the words and listen to the sounds.



up	cup	cut
run	rat	robot

Let's match

Cut out the word cards at the back of the book and match them to form this sentence.

robot

We	run	to	the	bus.

Let's write

Fill in the letters **u** to complete these words so they match the pictures.





b_u_s

s_u_n

_u_mbrella

FAL Gr1 Bk2 2015.indb 65 2014-08-27 08:51:47 AM

We go to town

Let's talk

Look at the picture and talk about what you see.

Where do we go if we are sick?
Where do we get food?
Where do we go for books?
Where do we go for sports?
Where do we go for transport?

butchery
florist
supermarket
hospital
bakery
sports field
pharmacy
museum
petrol station
bank
bus stop

FAL Gr1 Bk2 2015.indb 66 2014-08-27 08:51:52 AM

Let's write

Trace the sentence and then practise writing the sentence in the next box.

I am on the bus.

Let's write

Practise writing these letters.

U u

U u

U u



sup

R r

R r

R r

rabbit

FAL Gr1 Bk2 2015.indb 67 2014-08-27 08:51:56 AM

The library

Let's talk

Look at the picture and talk about what you see.

Teacher reads

We go to the library.
Our teacher reads to us.

Let's write

Trace the sentence and then practise writing the sentence in the next box.

The kids read books.

FAL Gr1 Bk2 2015.indb 68 2014-08-27 08:52:04 AM

Listen and repeat

Read the letters of the alphabet.

a	b	c	d	e	f	g	h	i
j	k	l	m	n	o	p	q	r
s	t	u	v	w	x	y	z	✿

book

newspaper

Let's write

Tick (✓) the sentences that are correct.

It is September.		Teacher sits on a chair.	
There are 6 boys.		There are many books.	
Teacher is a man.		Ken has a book.	
Teacher reads.		Teacher has blue shoes.	

Let's write

Practise writing these letters.

K k

K k

K k

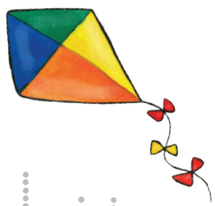

kite

D d

D d

D d

D d



door

FAL Gr1 Bk2 2015.indb 69 2014-08-27 08:52:10 AM

The k- and d-sounds

Let's match Cut out the word cards at the back of the book and match them to form this sentence.

The	kids	read	books.

Let's write Fill in the letter k or d in the spaces so that the words match the pictures.





_k_ite _k_ettle _k_angaroo



_d_og _d_rum _d_uck

FAL Gr1 Bk2 2015.indb 70 2014-08-27 08:52:16 AM

dog

k d

kettle

Word work

Read the words and listen to the sounds.

kite	kick	kiss
dog	drum	did

Let's write

What do these words start with?

Fill in the k-sound or the d-sound?





d





Let's write

Complete the pattern.



FAL Gr1 Bk2 2015.indb 71 2014-08-27 08:52:23 AM

The j- and l-sounds

Let's write

Look at the calendar on the back cover to help you answer these questions.

In which month is your birthday?

In which month is Christmas?

In which month is Easter?

January	July
February	August
March	September
April	October
May	November
June	December

Which months are cold?

Which months are hot?

Let's write Fill in the letter l in the spaces so that the words match the picture.



_ adder

_ etter



_ eaf

FAL Gr1 Bk2 2015.indb 72 2014-08-27 08:52:29 AM

Word work

Read the words and listen to the sounds.

log	lip	lump
lot	let	lap

job	jog	jump
jet	joy	joke

Let's write

Practise writing these letters.

J j

J j

j u g

Let's write

Fill in the letter j in the spaces so that the words match the picture.

j a c k e t

j a m

j u i c e

j e r s e y

Let's write

Cut out these cards and use it for christmas cards.

To _____ Happy Christmas From _____



To _____ Happy Christmas From _____

Christmas time

Let's sing

Dashing through the snow
In a one horse open sleigh
O'er the fields we go
Laughing all the way
Bells on bob tails ring
Making spirits bright
What fun it is to laugh and sing
A sleighing song tonight

Oh, jingle bells, jingle bells
Jingle all the way
Oh, what fun it is to ride
In a one horse open sleigh
Jingle bells, jingle bells
Jingle all the way
Oh, what fun it is to ride
In a one horse open sleigh

angel

Let's talk

Look at the picture and tell your friend what month it is. Tell your friend what they are doing.

refreshments

present



christmas tree

It is Christmas.
We are happy.
Yes we are all happy.

Trace the sentence and then practise writing the sentence in the next box.

It is Christmas.

Practise writing these letters.

X x

X x



fox

Y y

Y y



yo-yo

Z z

Z z

zebra

FAL Gr1 Bk2 2015.indb 75 2014-08-27 08:52:49 AM

The c- and w-sound

Let's write

Tick the pictures that have the **C**-sound in them.

Let's write

Fill in the letter **W** in the spaces so that the words match the picture.



Let's write

Practise writing these letters.

C c

C c

cat

W w

W w

water

whale

FAL Gr1 Bk2 2015.indb 76 2014-08-27 08:53:01 AM

Let's match

Cut out these word cards and paste them into the correct spaces to form sentences. Use the numbers to show you which page the sentences should match with.



5 Sisi sits. Sam sits.

9 Sam is sick.

15 This is too big.

19 The pig is pink.

23 I swim in the pool.

29 Ann is a nurse

35 Bob is at the bin.

39 The moon and the stars.

45 A goat eats my garden

49 It was hot on Monday.

55 They help us.

59 Please fetch my cat.

70 The kids read books.

65 We run to the bus.

FAL Gr1 Bk2 2015.indb 77 2014-08-27 08:53:02 AM



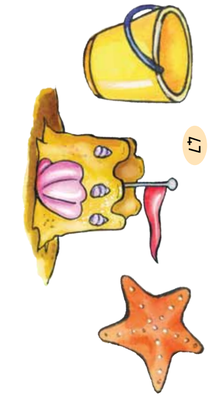
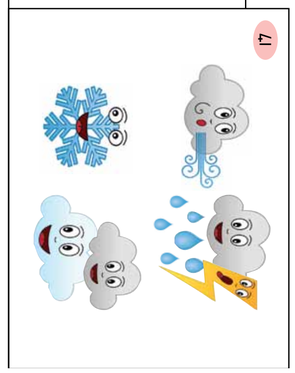
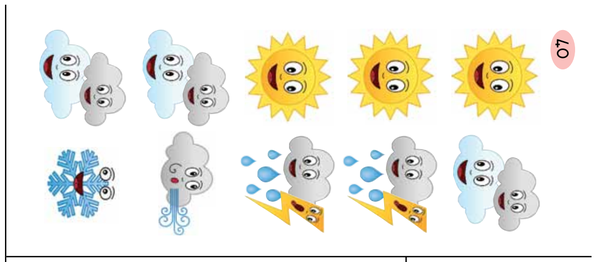








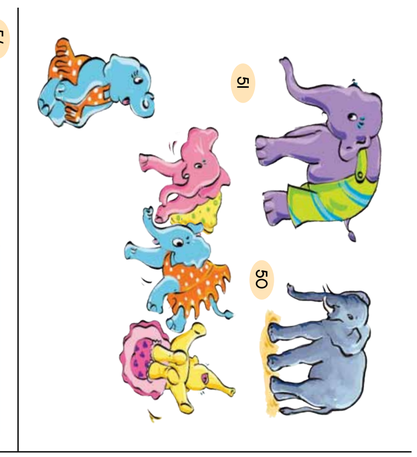
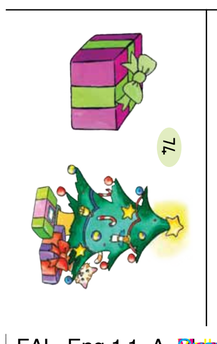

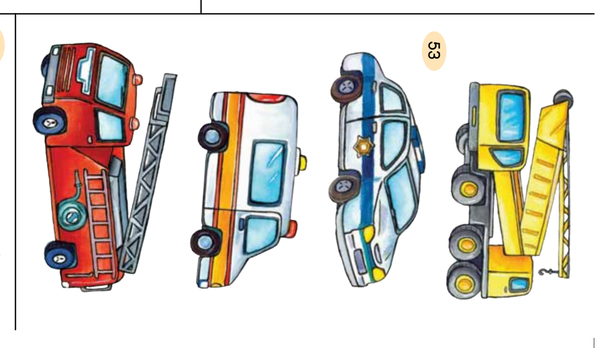
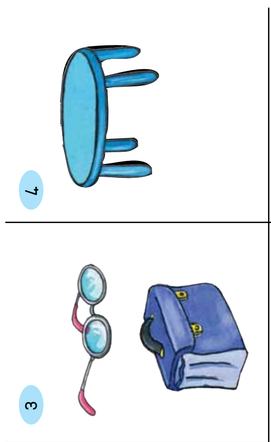
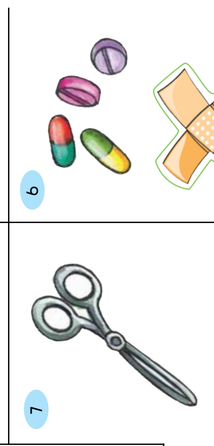
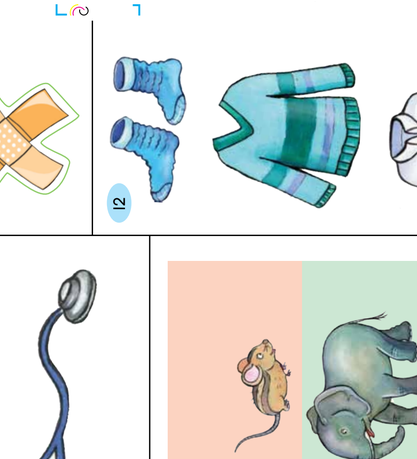

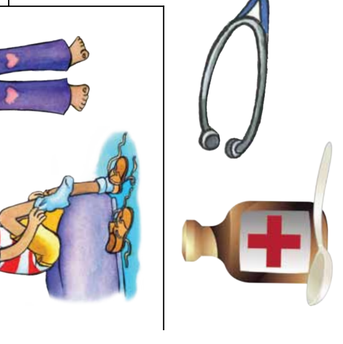

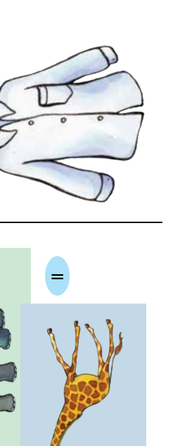

paarllabels
where printing is personal
Jan van Riebeeck rd
PO Box 248
Paarl
7620
Tel +27 21 877 6200
Fax +27 21 877 6220

Date 19/08/2016	
Customer	DBE
Description	FAL Gr1 Vol2
Job No.	PL16081805
Previous Job No.	New
W/T	2956
O/No.	JNL32916
Size	430 x 574.68mm
Die No.	2729
Tooth	181(DRLmm)
Across	1
Gap Across	mm
Around	1
Gap Around	mm
Corner Radius	Various
Colours	CMYK
Rotocon	JNL32917
Material	Raflacoat
Reel Width	430mm
Plate Thickness	45 Thou - 1/8CP /32DP
Proof	1
Operator	Jason

PLEASE NOTE: COMPUTER SIMULATIONS ON THIS COLOUR PROOF DO NOT MATCH PANTONE SOLID COLOUR STANDARDS. PLEASE USE CURRENT PANTONE REFERENCE MANUALS OR SWATCHES FOR ACCURATE COLOUR GUIDANCE.

paarllabels
where printing is personal

APPROVAL

A proof is attached for checking and approval. This chemical proof simulates final reproduction, and does not allow for normal flexographic characteristics and limitations. Kindly signify your approval of the layout, typesetting, spelling, dimensions and other particulars (save for colour which will be in terms of your written instructions), and thereafter return the proof to us together with this approval. We will not be responsible for the correction of errors contained in this proof, after the approval thereof by yourselves.

Accepted as correct by: .....

for: .....

This signatory warrants that he/she has the authority to grant this approval on your behalf.
Artwork not approved within 60 days will be charged for.