

# WATCH THIS SPACE



## DIRECTOR-GENERAL'S 2019 PROVINCIAL ENGAGEMENTS

As the sector draws near to the end of the current administration, the Department of Basic Education has begun serious reflections on the gains made in the last five years, in a bid to capitalise on our successes and identify gaps for which measures should be put in place to strengthen the delivery chain of education at all levels.

The Director-General, Mr HM Mveli, began his engagements with provinces in January 2019 with the following aims:

- To reflect on **progress** made in meeting **goals** and **objectives** of the **SGD4, African Agenda 2063, CESA 2016-2025, NDP and Action Plan 2019: Towards Schooling 2030**;
- To strengthen the **alignment** of Policy **formulation** and **implementation** from **National** to **Provincial, District, School** up to **Classroom** level;
- To carry out **Minister's** obligation (**Section 8**) in terms of **NEPA, Act no 27 of 1996**;
- To strengthen collective **efforts** in providing **Quality** Basic Education; and
- To ensure that different **role players** in the **value chain** of providing **Quality** Basic Education to **close ranks** in realising the **objectives** and **goals**.

The Director-General's initiative in engaging key education officials and school principals from the nine provinces, through the 27 engagements scheduled for the first half of the year, will assist the sector to reflect honestly, in the spirit of wanting to strengthen the foundations and build a solid education sector that will see the goals of the National Development Plan (NDP) being implemented in a comprehensive and cohesive way. The end result of all these initiatives is aptly portrayed in the following NDP quotation:

*"By 2030, South Africans should have **access** to education and training of the **highest quality**, leading to **significantly** improved learning **outcomes**. The performance of South African learners in **international** standardised tests should be **comparable** to the performance of learners from countries at a **similar** level of development and with similar levels of access." (National Planning Commission: National Development Plan, November 2011). So I implore you to "watch this space" as we collectively take education to a new level in South Africa.*

The Thuto will carry news of the Director-General's visits to provinces. You may access the articles through the following link: <https://www.education.gov.za/2019DGEngagements.aspx>

"Education is not the filling of a bucket but the lighting of a fire"

"Many receive advice, only the wise profit from it"

"There is no passion to be found playing small in settling for a life that is less than the one you are capable of living"



basic education

Department:  
Basic Education  
REPUBLIC OF SOUTH AFRICA



# FAST FACTS

## EASTERN CAPE HAS 23 EDUCATION DISTRICTS:

BUTTERWORTH

COFIMVABA

CRADOCK

DUTYWA

EAST LONDON

FORT BEAUFORT

GRAAFF-REINET

GRAHAMSTOWN

KING WILLIAMS  
TOWN

LADY FRERE

LIBODE

LUSIKISIKI

MALUTI

MBIZANA

MT FLETCHER

MT FRERE

MTHATHA

NGCOBO

PORT ELIZABETH

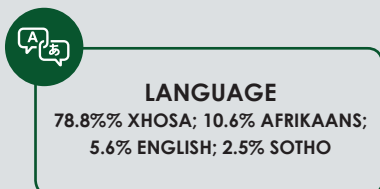
QUEENSTOWN

QUMBU

STERKSPRUIT

UITENHAGE

## IN 2016 THE EASTERN CAPE PROVINCE HAD:



## PROVINCIAL ENGAGEMENT IN THE EASTERN CAPE PROVINCE



Enhancing quality learning and teaching in the Foundation Phase has been identified as a priority area for the improvement of quality passes in the Senior Phase, especially in gateway subjects such as Mathematics, Physical Science and Accounting.

Basic Education, Director-General, Mr Hubert Mathanzima Mveli, rounded off the Provincial Engagement and Oversight Visit Programme with key education stakeholders in Eastern Cape Province on 18 February 2019.

After having conducted thorough interactive sessions with various provincial officials and school principals in Cofimvaba, Grahamstown, Mthata and East London, Mr Mveli was pleased that the province prioritises progressed learners in its intervention support programmes for 2019.

The province should be recommended for having achieved 6.8% improvement during the 2018 National Senior Certificate Examination, making it the most improved province in the country. The Province indicated that it managed to make inroads in 2017/2018 academic year due to implementation of set of approaches including:

- Ensuring that schools performing at a threshold of 75% and above received cash awards; one visit per quarter.
- Schools performing at 65 – 74%: received management and subject interventions; extra classes; two visits per quarter.
- Schools performing at 40 – 64%: received letters from the Head of Department (HoD); management intervention and subject interventions; extra classes; visits every week.
- Schools performing at 40% receive letters and reviewed their ability to offer Gr 12.
- Letters were sent to all principals regarding targets and expectations.
- Promotion Bulletins for the recruitment and selection of Principals were advertised in February and March.
- All schools were to receive at least one visit by the District Director and or appointed officials per term.

In his address, Mr Mveli encouraged provincial officials to continue with their efforts in supporting schools to improve on the overall provincial performance of 2018.

As part of his Provincial Engagements, the Director-General encouraged provincial officials and school principals to strive for efficiency and quality this year.

Mr Mveli told the school principals that the Department of Basic Education and Provincial Education Departments (PEDs) must be commended for achieving a significant improvement in critical subjects such as Mathematics, Physical Science and Technical Mathematics. Mr Mveli also indicated that working together as a team, would play crucial role in ensuring that learners in the quintile 1-3 schools achieve distinctions and passes that allow them entry to bachelor studies at universities, in the National Senior Certificate (NSC) Examinations.

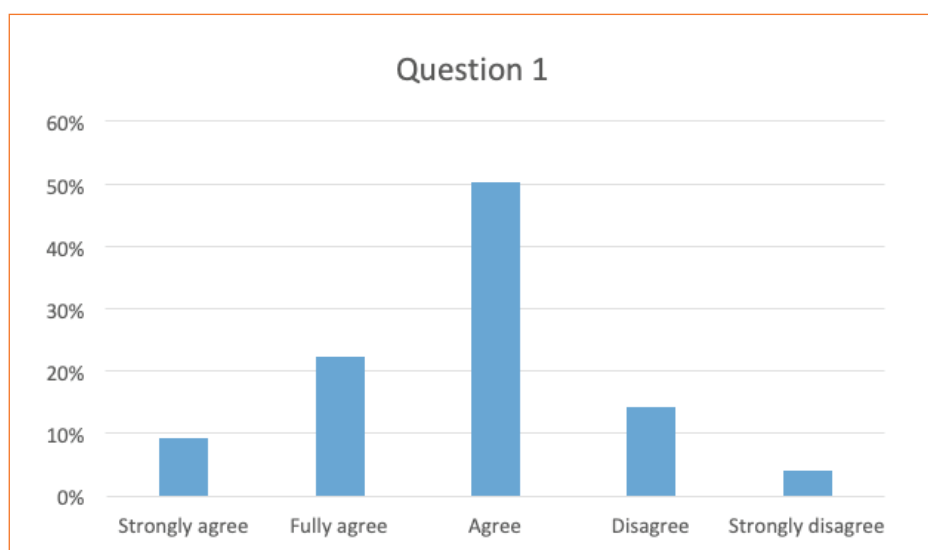
He then called on the province to make more effort in ensuring that there are adequate intervention programmes in place to assist the progressed learners in meeting the admission requirements at various institutions of higher learning

# QUANTITATIVE FEEDBACK FROM PRINCIPALS

## EASTERN CAPE

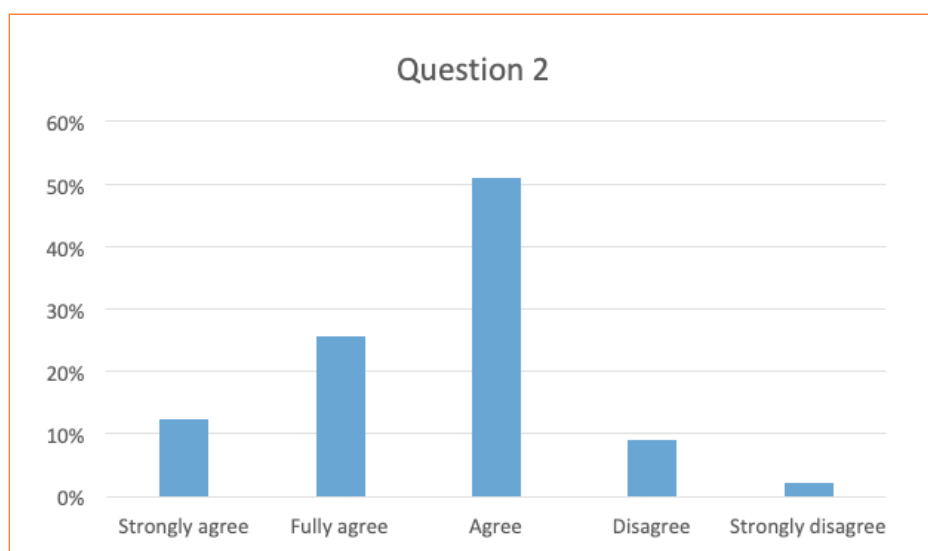


### Question 1: Presentations accurately captured progress and challenges in the Sector



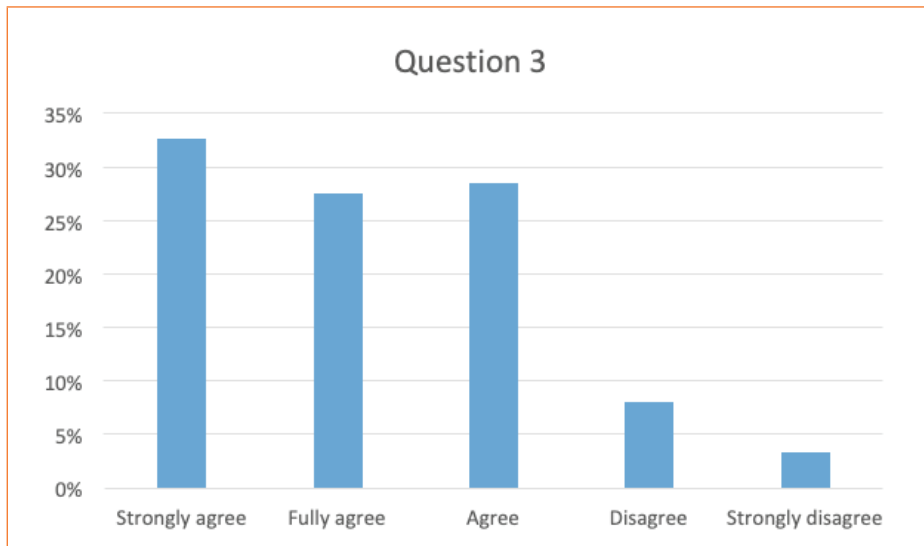
The graph shows that 9.2% of principals strongly agreed that the presentations accurately captured progress and challenges in the Sector whilst 22.3% of the principals fully agreed and the majority, 50.2% fully agree that the presentations accurately captured progress and challenges in the Sector. Only 14.3% of principals disagreed that the presentations accurately captured progress and challenges in the Sector, whilst 4.0% of principals strongly disagreed.

### Question 2: I will be able to use presentations to improve learning outcomes



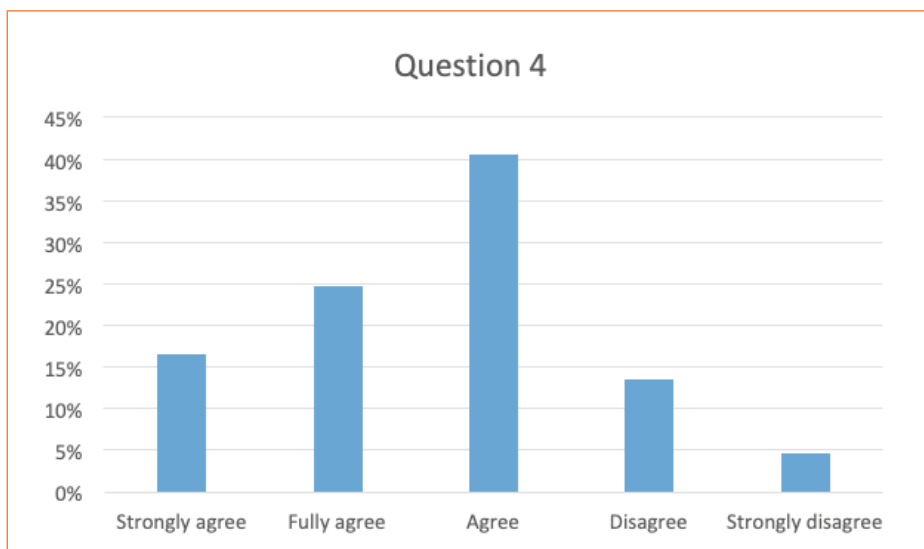
The graph shows that 12.3% of principals strongly agreed that they will be able to use presentations to improve learning outcomes and 25.5% fully agreed and the majority of principals, 51.1% agreed. Only 9.1% and 2.1% of principals disagreed and strongly disagreed respectively that they will be able to use presentations to improve learning outcomes.

### Question 3: I require more information on presentations



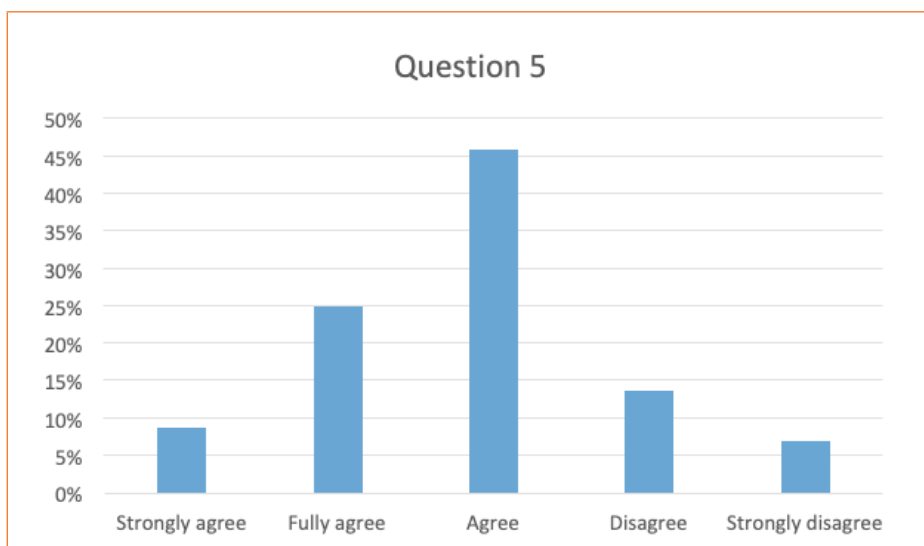
The graph shows that 32.7% of principals strongly agreed that they require more information on presentations and 27.6% and 28.4% of principals fully agreed and agreed. Only 8.0% of principals disagreed that they require more information on presentation whilst 3.4% strongly disagreed.

### Question 4: I find this meeting to be beneficial



The graph shows that 16.6% of principals strongly agreed that they find this meeting beneficial whilst 24.7% and 40.5% of principals fully agreed and agreed that they find this meeting beneficial. Only 13.6% of principals disagreed that they find this meeting to be beneficial and 4.6% strongly disagreed that they find this meeting beneficial.

### Question 5: The purpose of the meeting was achieved



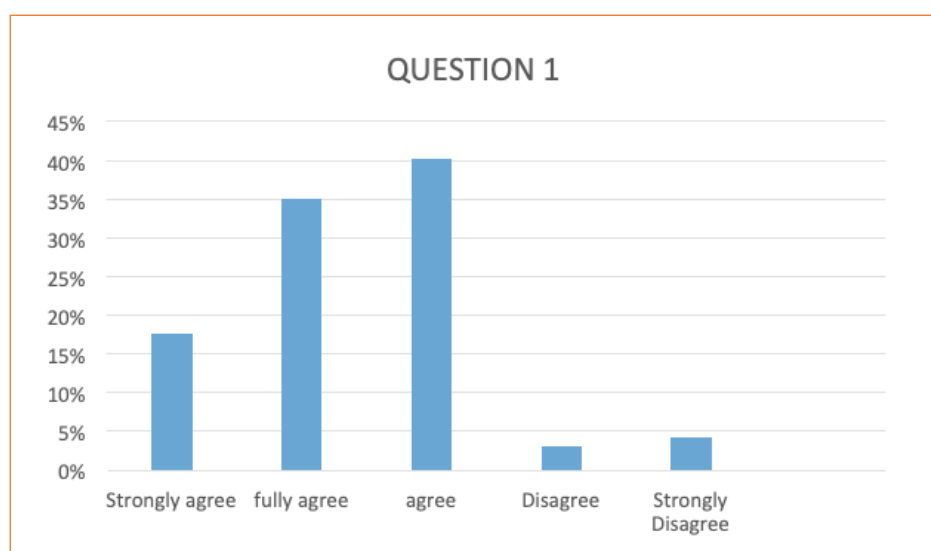
The graph shows that 8.7% of principals strongly agreed that the purpose of the meeting was achieved, whilst 24.8% and 45.9% of principals fully agreed and agreed that the purpose of the meeting was achieved. Only 13.7% of principals disagreed and 6.8% of principals strongly disagreed that the purpose of the meeting was achieved.

# QUANTITATIVE FEEDBACK FROM OFFICIALS

## EASTERN CAPE

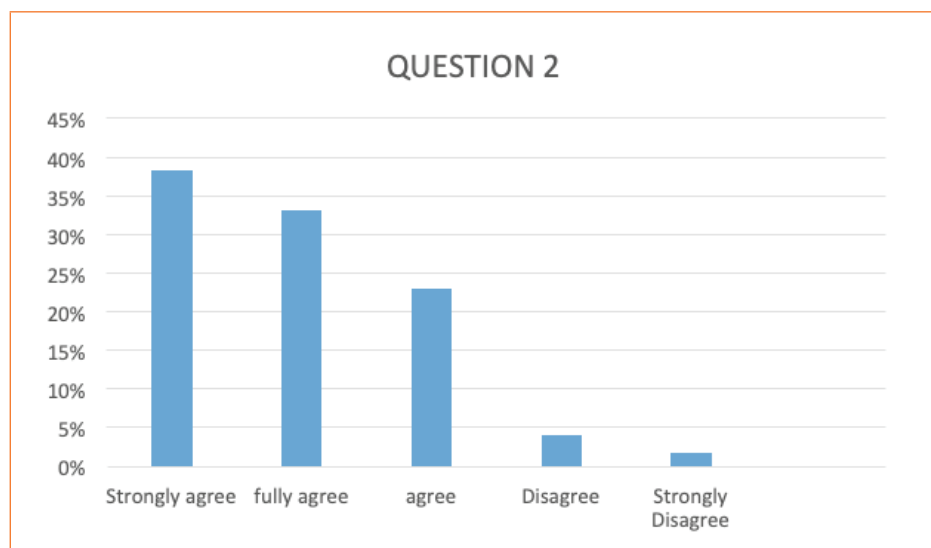


### Question 1: Presentations accurately captured progress and challenges in the Sector



The graph shows that 17.7% of officials strongly agreed that the presentations accurately captured progress and challenges in the Sector whilst 35.0% of the officials fully agreed and the majority of officials, 40.2% agreed that the presentations accurately captured progress and challenges in the Sector. Only 3.0% of officials disagreed that the presentations accurately captured progress and challenges in the Sector, whilst 4.2% of officials strongly disagreed.

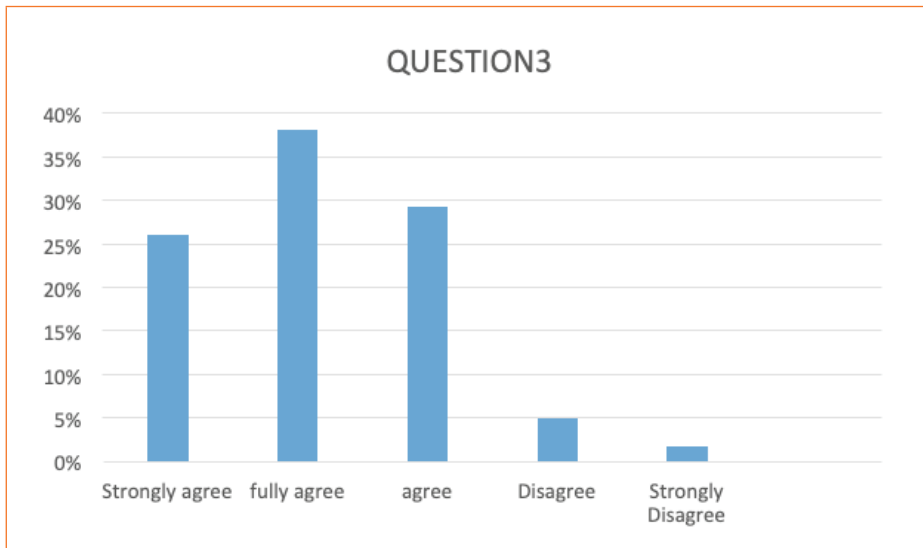
### Question 2: There was sufficient opportunity for comments/questions and discussions



The graph shows that 38.2% of officials strongly agreed that there was sufficient opportunity for comments/questions and discussion whilst 33.2% and 22.9% fully agreed and agreed. Only 4.1% and 1.7% of officials disagreed and strongly disagreed that there was sufficient opportunity for comments/questions and discussions.

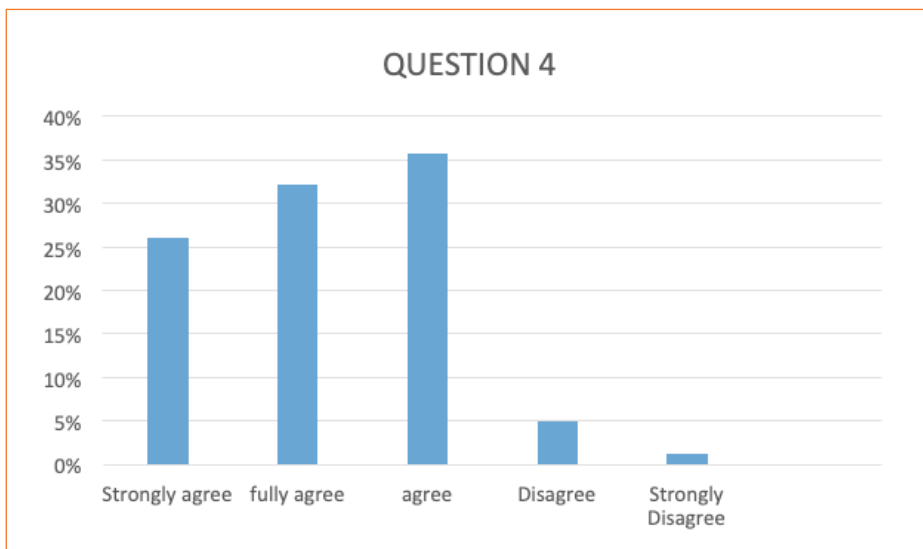


### Question 3: I find this meeting to be beneficial



The graph shows that 26.1% of officials strongly agreed that they find this meeting to be beneficial whilst 38.1% and 29.3% fully agreed and agreed. Only 5.0% and 1.6% of officials find this meeting beneficial.

### Question 4: The purpose of meeting was achieved

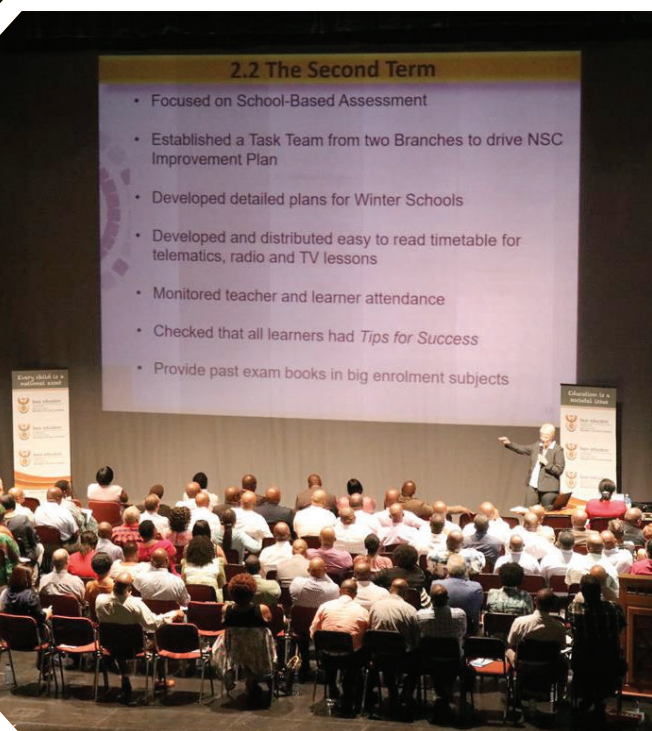


The graph shows that 26.1% of officials strongly agreed that the purpose of the meeting was achieved whilst 32.1% and 35.8% fully agreed and agreed that the purpose of the meeting was achieved. 4.9% of officials disagreed that the purpose of the meeting was achieved and only 1.1% strongly disagreed.





# PHOTOGRAPHIC RECORD OF THE DG ENGAGEMENT IN THE EASTERN CAPE PROVINCE



# PROVINCIAL ENGAGEMENTS

2019



222 Struben Street  
Private Bag X895, Pretoria, 0001  
Telephone: 012 357 3000 Fax: 012 323 0601  
© Department of Basic Education

**Website**  
[www.education.gov.za](http://www.education.gov.za)

**Facebook**  
[www.facebook.com/BasicEd](https://www.facebook.com/BasicEd)

**Twitter**  
[www.twitter.com/dbe\\_sa](https://www.twitter.com/dbe_sa)