

WATCH THIS SPACE



DIRECTOR-GENERAL'S 2019 PROVINCIAL ENGAGEMENTS

As the sector draws near to the end of the current administration, the Department of Basic Education has begun serious reflections on the gains made in the last five years, in a bid to capitalise on our successes and identify gaps for which measures should be put in place to strengthen the delivery chain of education at all levels.

The Director-General, Mr HM Mveli, began his engagements with provinces in January 2019 with the following aims:

- To reflect on **progress** made in meeting **goals** and **objectives** of the **SGD4, African Agenda 2063, CESA 2016-2025, NDP and Action Plan 2019: Towards Schooling 2030**;
- To strengthen the **alignment** of Policy **formulation** and **implementation** from **National to Provincial, District, School up to Classroom** level;
- To carry out **Minister's** obligation (**Section 8**) in terms of **NEPA, Act no 27 of 1996**;
- To strengthen collective **efforts** in providing **Quality** Basic Education; and
- To ensure that different **role players** in the **value chain** of providing **Quality** Basic Education to **close ranks** in realising the **objectives** and **goals**.

The Director-General's initiative in engaging key education officials and school principals from the nine provinces, through the 27 engagements scheduled for the first half of the year, will assist the sector to reflect honestly, in the spirit of wanting to strengthen the foundations and build a solid education sector that will see the goals of the National Development Plan (NDP) being implemented in a comprehensive and cohesive way. The end result of all these initiatives is aptly portrayed in the following NDP quotation:

*"By 2030, South Africans should have **access** to education and training of the **highest quality**, leading to **significantly** improved learning **outcomes**. The performance of South African learners in **international** standardised tests should be **comparable** to the performance of learners from countries at a **similar** level of development and with similar levels of access." (National Planning Commission: National Development Plan, November 2011). So I implore you to "watch this space" as we collectively take education to a new level in South Africa.*

The Thuto will carry news of the Director-General's visits to provinces. You may access the articles through the following link: <https://www.education.gov.za/2019DGEngagements.aspx>

"Education is not the filling of a bucket but the lighting of a fire"

"Many receive advice, only the wise profit from it"

"There is no passion to be found playing small in settling for a life that is less than the one you are capable of living"



basic education

Department:
Basic Education
REPUBLIC OF SOUTH AFRICA

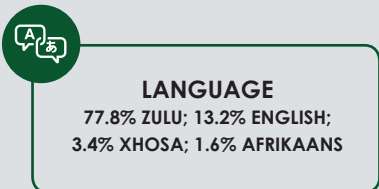


FAST FACTS

KWAZULU-NATAL HAS 12 EDUCATION DISTRICTS:

AMAJUBA
HARRY GWALA
ILEMBE
PINETOWN
UGU
UMGUNGUNDLOVU
UMKHANYAKUDE
UMLAZI
UMZINYATHI
UTHUKELA
UTHUNGULU
ZULULAND

IN 2016 THE KWAZULU-NATAL PROVINCE HAD:



PROVINCIAL ENGAGEMENT IN THE KWAZULU-NATAL PROVINCE



DG Mveli concludes his biannual Provincial Engagements in the KwaZulu-Natal Province.

The reaffirmation of policy alignment and compliance at provincial and district level down to school level, carried out as part of the DG's provincial engagement meetings in various provinces, has now come to an end.

In his visit to KwaZulu-Natal Province, Basic Education Director-General, Mr Hubert Mathanzima Mveli, hosted the first of the four engagement meetings with key education stakeholders at the Windsor Secondary School in Ladysmith on 23 April 2019, followed by the engagement at the Bethsaida Ministries International in Phoenix on 24 April 2019. Mr Mveli proceeded to the third engagement at Ugu Sport and Leisure centre in Port Shepstone on 26 April 2019. The last meeting was hosted at Brackenham Primary School in Richards Bay on 29 April 2019.

As part of his engagements, Mr Mveli met with more than 800 provincial and district officials and 6,079 school principals responsible for 2.8 million learners at various schools. These meetings are utilised to monitor the status of learner performance based on the outcomes of the School Based Assessments in the General Education and Training (GET) band and the 2018 National Senior Certificate (NSC) Examinations in the Further Education and Training (FET) band, to track improvements in learner performance since 2017. This will assist to identify lessons learnt from the above assessments and to make recommendations on academic improvement.

KZN Deputy Director-General for Curriculum, Dr Barney Mthembu, said that the Province has developed an Academic Improvement Plan consisting of ten focus areas, and informed by input received from markers and moderators during the NSC marking process.

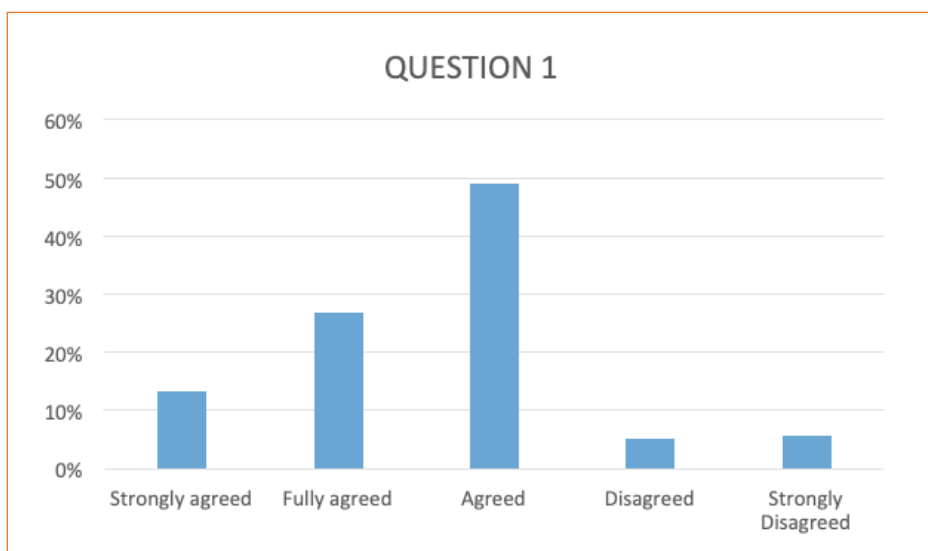
DG Mveli applauded the province on the role provincial officials, including school principals played in contributing to the improvement of the 2018 NSC results, making it one of the highest improved province during 2018. DG Mveli also urged the Province to not only concentrate on the exit level of basic education, but to improve all aspects of quality education. In conclusion, the Province was advised to, apart from targeting an improvement rate of at least 10% in the provincial, district and school levels, raise the standard of performance by setting a minimum achievement of a 40% pass rate to raise the standard of teaching and learning in the classroom.

QUANTITATIVE FEEDBACK FROM PRINCIPALS

KWAZULU-NATAL

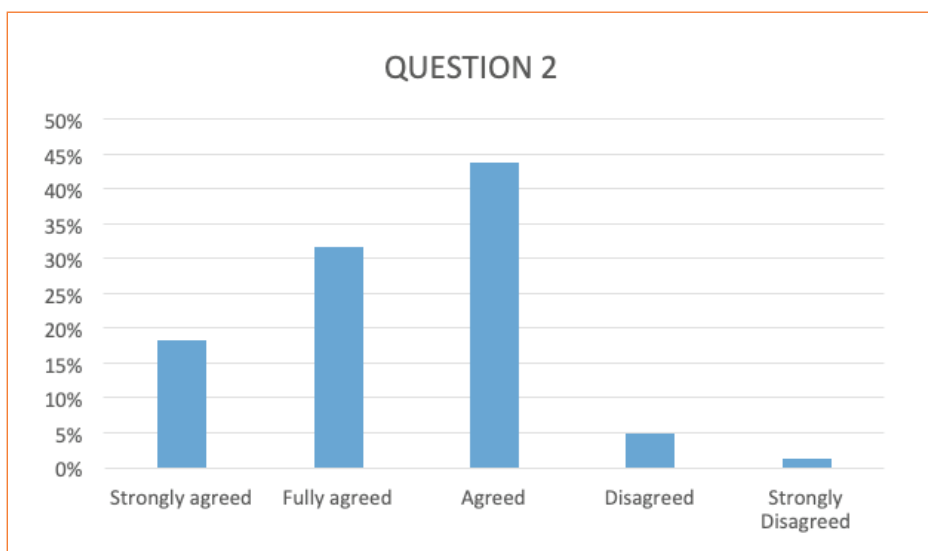


Question 1: Presentations accurately captured progress and challenges in the Sector



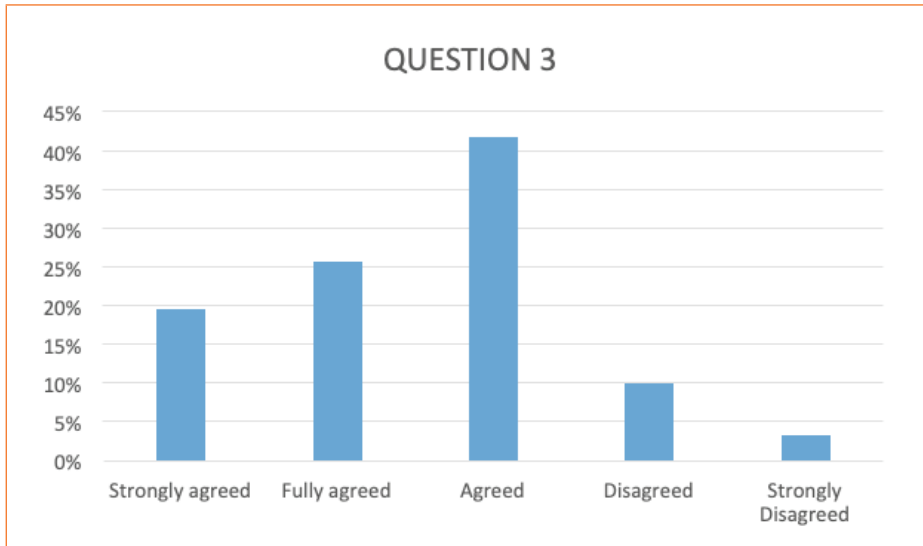
The graph shows that 13.3% of principals strongly agreed that the presentations accurately captured progress and challenges in the Sector whilst 26.8% of the principals fully agreed and the majority of principals, 49.1% agreed that the presentations accurately captured progress and challenges in the Sector. Only 5.1% of principals disagreed that the presentations accurately captured progress and challenges in the Sector, whilst 5.6% of principals strongly disagreed.

Question 2: I will be able to use presentations to improve learning outcomes



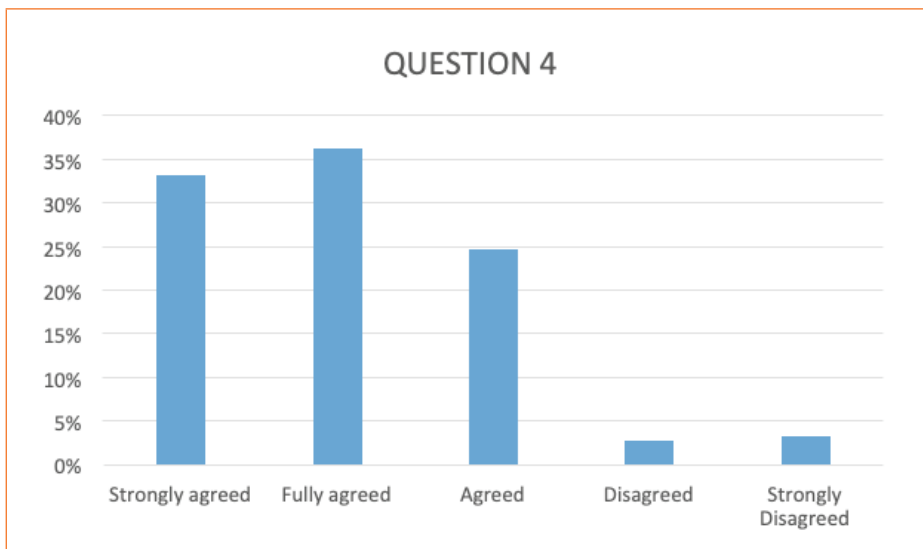
The graph shows that 18.4% of principals strongly agreed that they will be able to use presentations to improve learning outcomes, whilst 31.7% of officials fully agreed and 43.9% agreed. Only 4.8% and 1.3% of principals disagreed and strongly disagreed respectively that that they will be able to use presentations to improve learning outcomes.

Question 3: I require more information on presentations



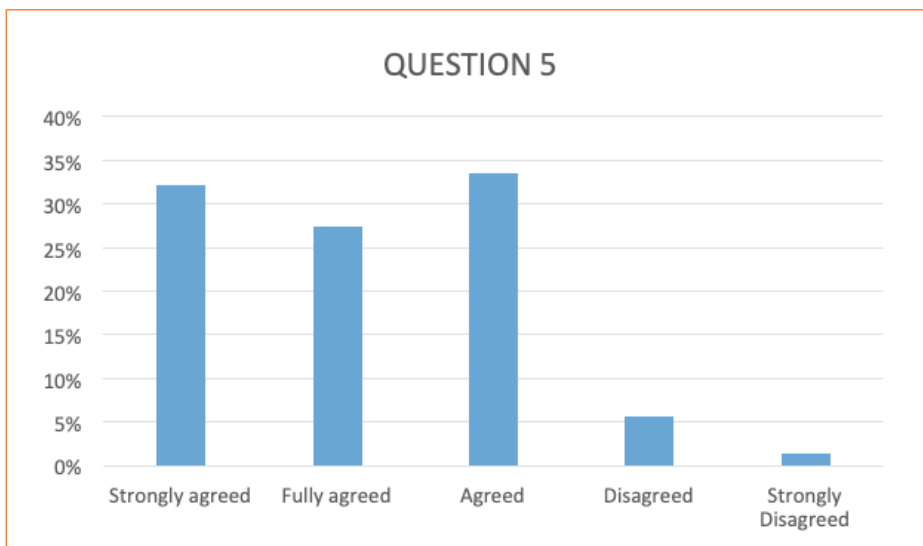
The graph shows that 19.5% of principals strongly agreed that they require more information on presentations, whilst 25.7% and 41.8% of principals fully agreed and agreed. Only 9.9% of principals disagreed that they require more information on presentation and 3.2% strongly disagreed.

Question 4: I find this meeting to be beneficial



The graph shows that 33.3% of principals strongly agreed that they find this meeting beneficial whilst 36.3% and 24.6% of principals fully agreed and agreed that they find this meeting beneficial. 2.6% of principals disagreed that they find this meeting to be beneficial and only 3.1% strongly disagreed that they find this meeting beneficial.

Question 5: The purpose of the meeting was achieved

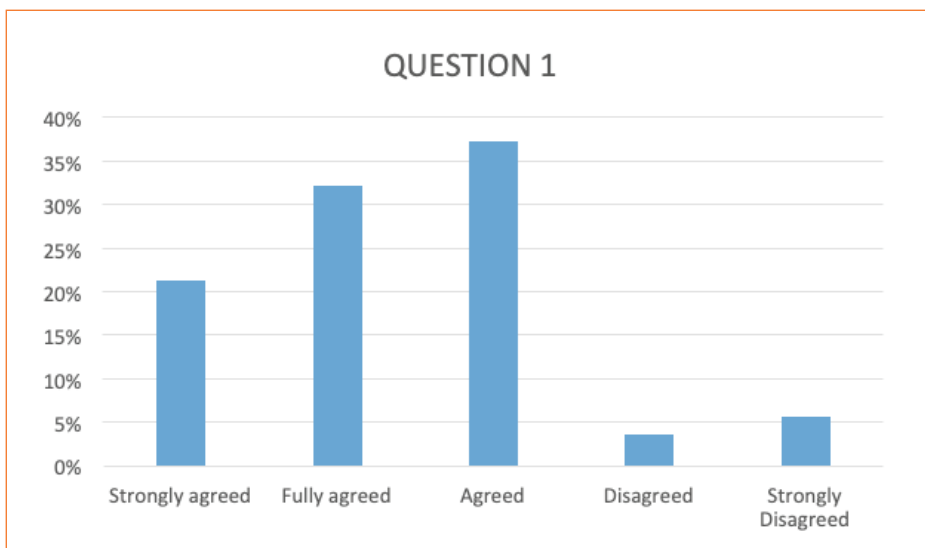


The graph shows that 32.2% of officials strongly agreed that the purpose of the meeting was achieved and 27.5% and 33.6% of principals fully agreed and agreed that the purpose of the meeting was achieved. Only 5.5% of principals disagreed and 1.3% of principals strongly disagreed that the purpose of the meeting was achieved.

QUANTITATIVE FEEDBACK FROM OFFICIALS KWAZULU-NATAL

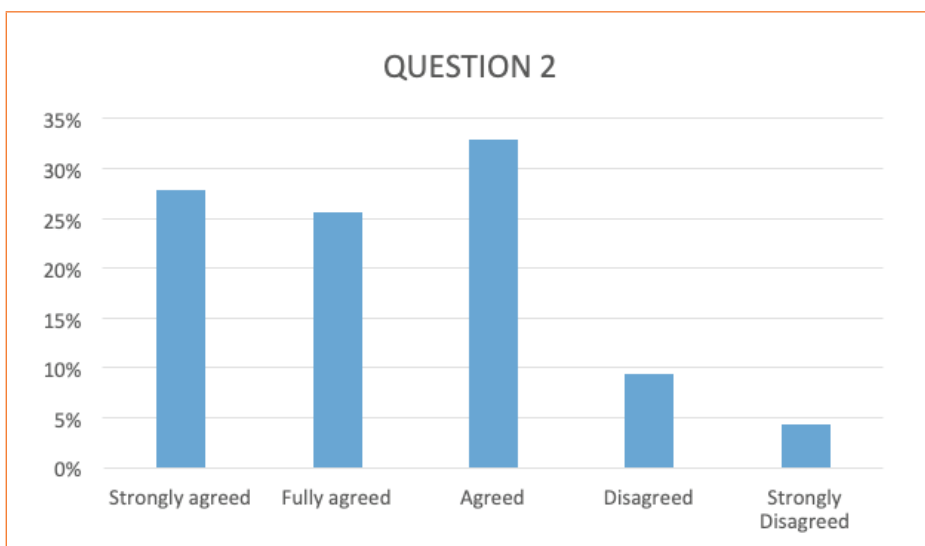


Question 1: Presentations accurately captured progress and challenges in the Sector



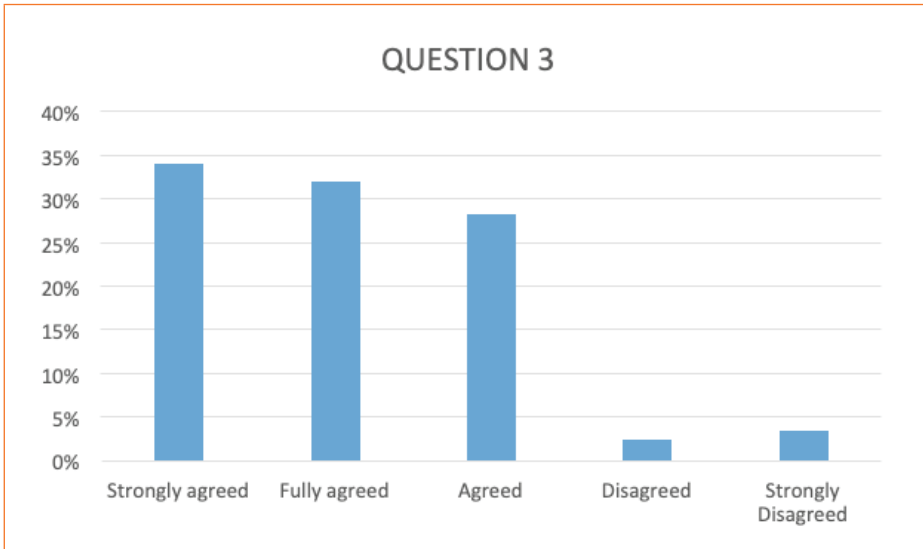
The graph shows that 21.3% of officials strongly agreed that the presentations accurately captured progress and challenges in the Sector and 32.2% of the officials fully agreed, whilst 37.3% agreed that the presentations accurately captured progress and challenges in the Sector. Only 3.6% of officials disagreed that the presentations accurately captured progress and challenges in the Sector, whilst 5.7% of officials strongly disagreed.

Question 2: There was sufficient opportunity for comments/questions and discussions



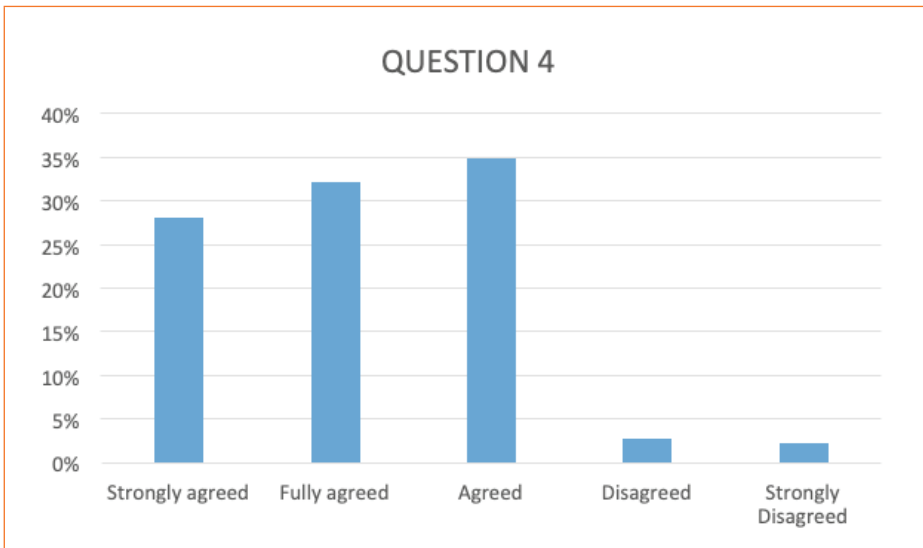
The graph shows that 27.8% of officials strongly agreed that there was sufficient opportunity for comments/questions and discussion whilst 25.6% and 32.9% fully agreed and agreed. Only 9.4% and 4.3% of officials disagreed and strongly disagreed that there was sufficient opportunity for comments/questions and discussions.

Question 3: I find this meeting to be beneficial



The graph shows that 34.0% of officials strongly agreed that they find this meeting to be beneficial whilst 32.0% and 28.3% fully agreed and agreed. Only 2.4% and 3.4% of officials find this meeting beneficial.

Question 4: The purpose of meeting was achieved



The graph shows that 28.0% of officials strongly agreed that the purpose of the meeting was achieved whilst 32.2% and 34.9% fully agreed and agreed that the purpose of the meeting was achieved. Only 2.7% of officials disagreed that the purpose of the meeting was achieved whilst 2.2% strongly disagreed.



PHOTOGRAPHIC RECORD OF THE DG ENGAGEMENT IN THE KWAZULU-NATAL PROVINCE



PROVINCIAL ENGAGEMENTS

2019



222 Struben Street
Private Bag X895, Pretoria, 0001
Telephone: 012 357 3000 Fax: 012 323 0601
© Department of Basic Education

Website
www.education.gov.za

Facebook
www.facebook.com/BasicEd

Twitter
www.twitter.com/dbe_sa