

# WATCH THIS SPACE



## DIRECTOR-GENERAL'S 2019 PROVINCIAL ENGAGEMENTS

As the sector draws near to the end of the current administration, the Department of Basic Education has begun serious reflections on the gains made in the last five years, in a bid to capitalise on our successes and identify gaps for which measures should be put in place to strengthen the delivery chain of education at all levels.

The Director-General, Mr HM Mveli, began his engagements with provinces in January 2019 with the following aims:

- To reflect on **progress** made in meeting **goals** and **objectives** of the **SGD4, African Agenda 2063, CESA 2016-2025, NDP and Action Plan 2019: Towards Schooling 2030**;
- To strengthen the **alignment** of Policy **formulation** and **implementation** from **National to Provincial, District, School up to Classroom** level;
- To carry out **Minister's** obligation (**Section 8**) in terms of **NEPA, Act no 27 of 1996**;
- To strengthen collective **efforts** in providing **Quality** Basic Education; and
- To ensure that different **role players** in the **value chain** of providing **Quality** Basic Education to **close ranks** in realising the **objectives** and **goals**.

The Director-General's initiative in engaging key education officials and school principals from the nine provinces, through the 27 engagements scheduled for the first half of the year, will assist the sector to reflect honestly, in the spirit of wanting to strengthen the foundations and build a solid education sector that will see the goals of the National Development Plan (NDP) being implemented in a comprehensive and cohesive way. The end result of all these initiatives is aptly portrayed in the following NDP quotation:

*"By 2030, South Africans should have **access** to education and training of the **highest quality**, leading to **significantly** improved learning **outcomes**. The performance of South African learners in **international** standardised tests should be **comparable** to the performance of learners from countries at a **similar** level of development and with similar levels of access." (National Planning Commission: National Development Plan, November 2011). So I implore you to "watch this space" as we collectively take education to a new level in South Africa.*

The Thuto will carry news of the Director-General's visits to provinces. You may access the articles through the following link: <https://www.education.gov.za/2019DGEngagements.aspx>

"Education is not the filling of a bucket but the lighting of a fire"

"Many receive advice, only the wise profit from it"

"There is no passion to be found playing small in settling for a life that is less than the one you are capable of living"



basic education

Department:  
Basic Education  
REPUBLIC OF SOUTH AFRICA



# FAST FACTS


## LIMPOPO HAS 5 EDUCATION DISTRICTS:




**CAPRICORN**  
**GREATER SEKHUKHUNE**  
**MOPANI**  
**VHEMBE**  
**WATERBERG**

## IN 2016 THE LIMPOPO PROVINCE HAD:

  
**1 765 555**  
LEARNERS

  
**54 418**  
EDUCATORS

  
**4 018**  
SCHOOLS

  
**LANGUAGE**  
52.9% NORTHERN SOTHO;  
17% TSONGA; 16.7% VENDA;  
2.3% AFRIKAANS

## PROVINCIAL ENGAGEMENT IN THE LIMPOPO PROVINCE



Basic Education Director-General, Mr Hubert Mathanzima Mweli, visited the Limpopo Province to engage key education officials and principals in February 2019. In his visits, the Director-General reemphasised the importance of prioritising the Early Childhood Development (ECD); the effective implementation of the Three Stream Model, and the implementation of the Information Communication and Technology, to assist the sector in response to the demands of the Fourth Industrial Revolution.

Improving quality learning and teaching in the Foundation Phase has been identified as a critical area of priority to improve quality passes in the Senior Phase, especially in the gateway subjects such as Mathematics, Physical Science and Accounting. This was indicated in the slide presentation made by Deputy Director-General for Curriculum and Support, Dr Lebs Mphahlele during the visits. As part of his visits, Mr Mweli covered five districts in Limpopo, namely Lebogakgomo, Capricorn, Waterberg, Mogalakwena, Sekhukhune.

The Limpopo Province was one of the provinces that improved its performance in the 2018 National Senior Certificate (NSC) examination by 38%, and this year officials were mobilised to identify areas that needed urgent attention to further improve the province's performance. These areas included adequate support for progressed learners, thorough language teaching and the promotion of reading across curriculum.

Mr Mweli encouraged the provincial officials to continue with their efforts in supporting schools, saying that they have to carry on with the same tactics that led to the improved provincial overall performance last year; such that they break their record this year. Mr Mweli indicated that the visits would assist the DBE in monitoring compliance with education policy implementation to ensure that schools deliver quality education.

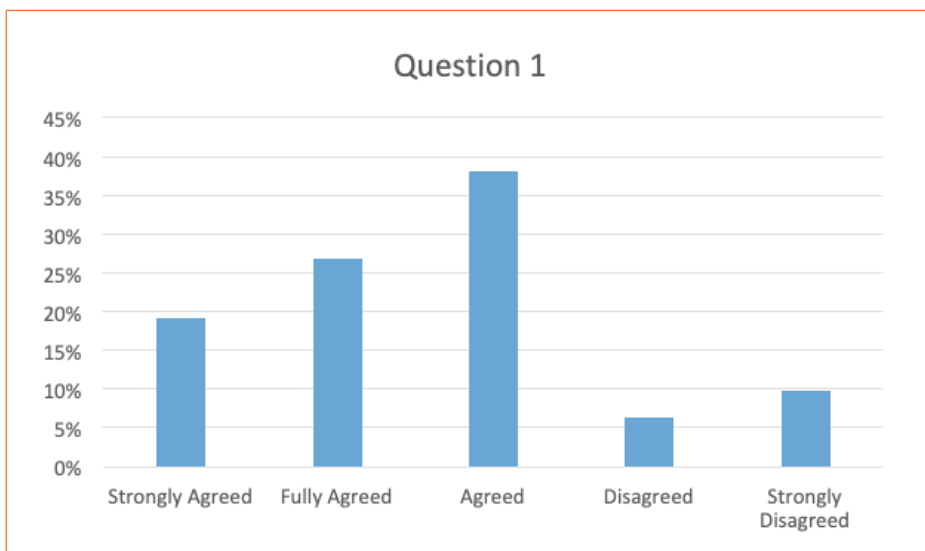
Dr Mphahlele reported that the province is doing well in terms of addressing equity and redress as majority of learners emerge from non-fee paying schools. "However, we will need to put more effort to increase the number of passes that provide entry into bachelor studies and distinctions achieved by learners in Quintile 1-3," added Deputy Director-General.

# QUANTITATIVE FEEDBACK FROM PRINCIPALS

LIMPOPO

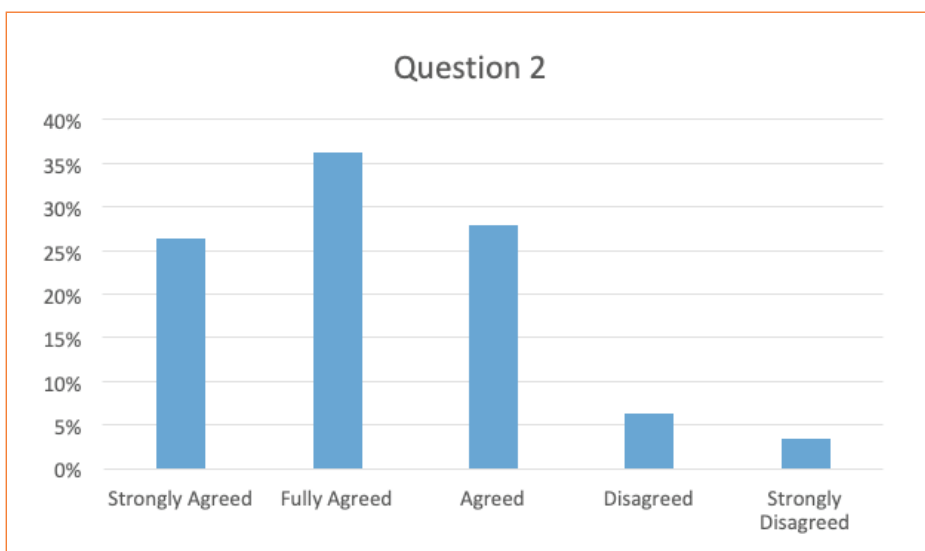


## Question 1: Presentations accurately captured progress and challenges in the Sector



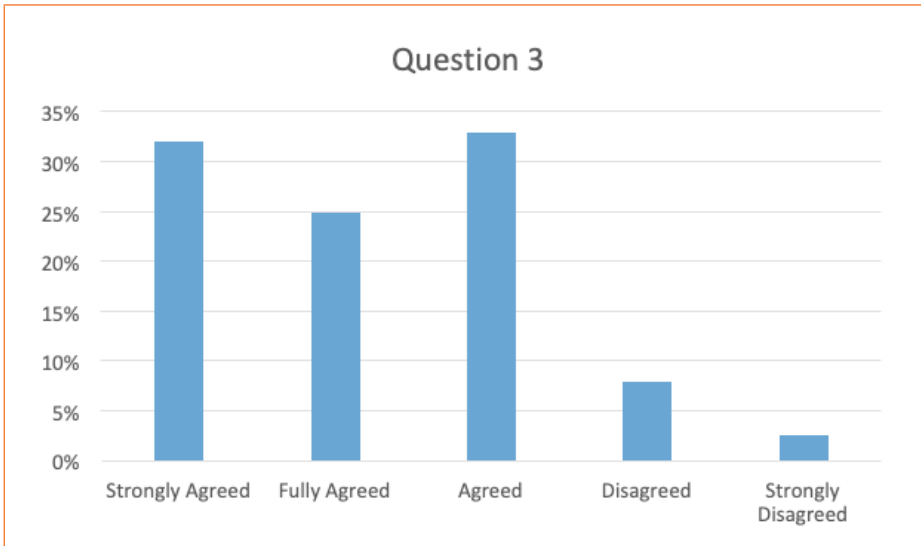
The graph shows that 19.1% of principals strongly agreed that the presentations accurately captured progress and challenges in the Sector and 26.8% of the principals fully agreed, whilst 38.2% agreed that the presentations accurately captured progress and challenges in the Sector. Only 6.2% of principals disagreed that the presentations accurately captured progress and challenges in the Sector, whilst 9.7% of principals strongly disagreed.

## Question 2: I will be able to use presentations to improve learning outcomes



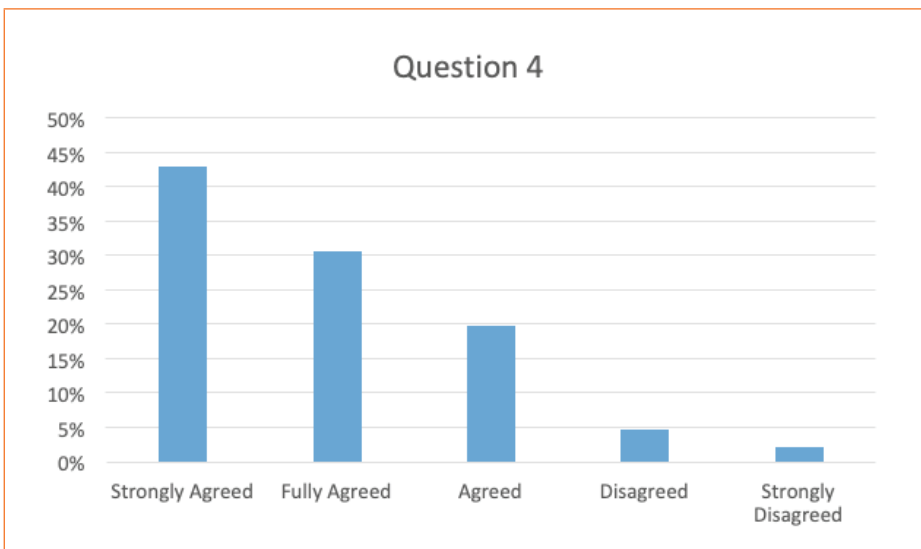
The graph shows that 26.4% of principals strongly agreed that they will be able to use presentations to improve learning outcomes, whilst 36.2% fully agreed and 27.9% agreed. Only 6.2% and 3.3% of principals disagreed and strongly disagreed respectively that that they will be able to use presentations to improve learning outcomes

### Question 3: I require more information on presentations



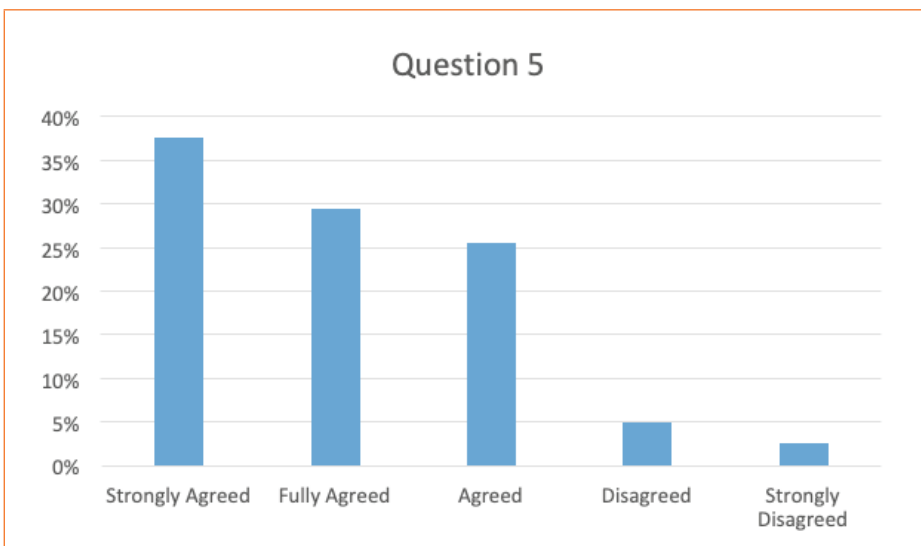
The graph shows that 32.0% of principals strongly agreed that they require more information on presentations, whilst 24.8% and 33.0% of principals fully agreed and agreed. 7.8% of principals disagreed that they require more information on presentation and 2.5% of principal strongly disagreed.

### Question 4: I find this meeting to be beneficial



The graph shows that 43.0% of principals strongly agreed that they find this meeting beneficial whilst 30.6% and 19.8% of principals fully agreed and agreed that they find this meeting beneficial. 4.6% of principals disagreed that they find this meeting to be beneficial and only 2.1% strongly disagreed that they find this meeting beneficial.

### Question 5: The purpose of the meeting was achieved



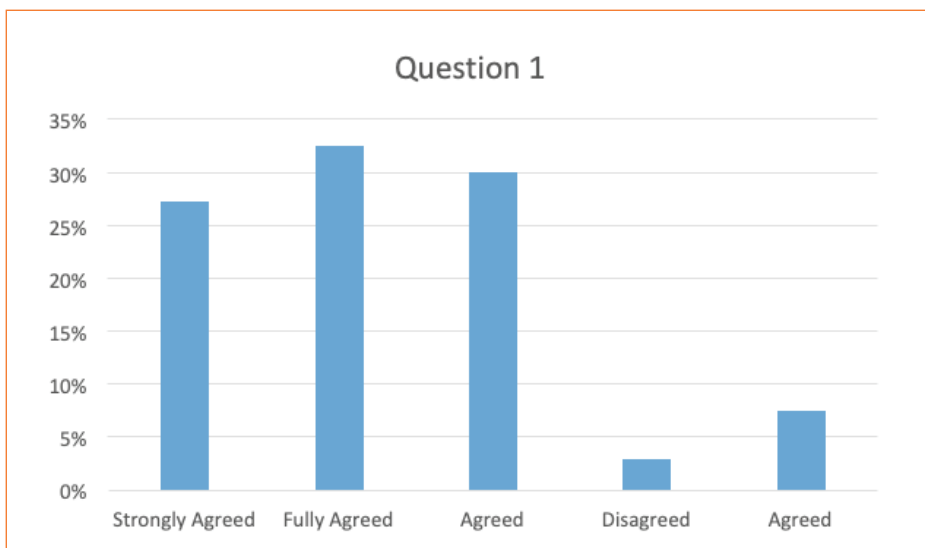
The graph shows that 37.6% of officials strongly agreed that the purpose of the meeting was achieved and 29.5% as well as 25.5% of principals fully agreed and agreed that the purpose of the meeting was achieved. Only 5.0% of principals disagreed and 2.5% of principals strongly disagreed that the purpose of the meeting was achieved

# QUANTITATIVE FEEDBACK FROM OFFICIALS

## LIMPOPO

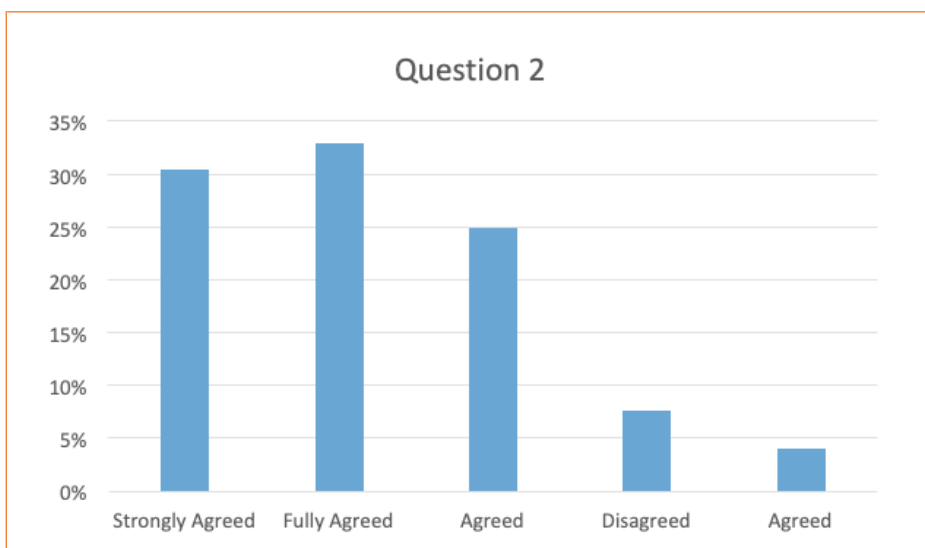


### Question 1: Presentations accurately captured progress and challenges in the Sector



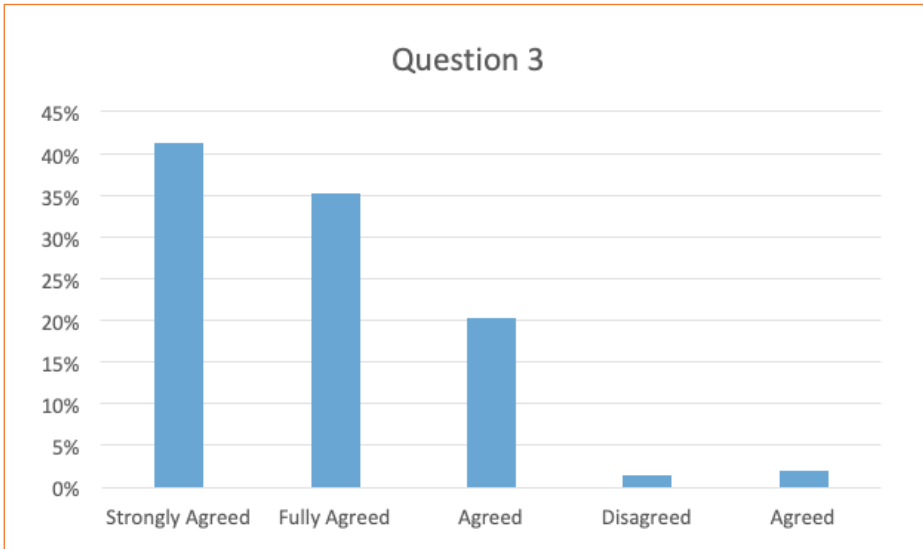
The graph shows that 27.3% of officials strongly agreed that the presentations accurately captured progress and challenges in the Sector and 32.5% of the officials fully agreed, whilst 30.0% agreed that the presentations accurately captured progress and challenges in the Sector. Only 2.9% of officials disagreed that the presentations accurately captured progress and challenges in the Sector, whilst 7.4% of officials strongly disagreed.

### Question 2: There was sufficient opportunity for comments/questions and discussions



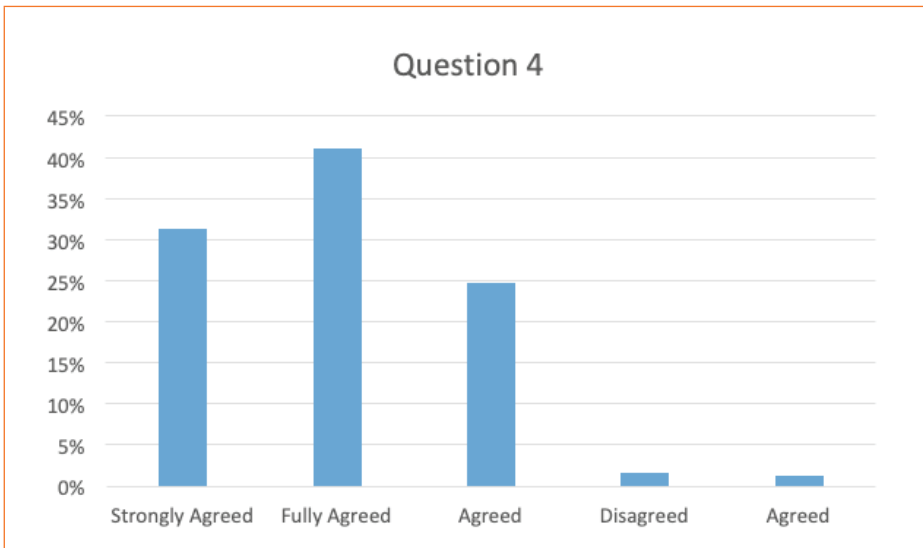
The graph shows that 30.5% of officials strongly agreed that there was sufficient opportunity for comments/questions and discussion whilst 32.9% and 25.0% fully agreed and agreed. Only 7.6% and 4.0% of officials disagreed and strongly disagreed that there was sufficient opportunity for comments/questions and discussions.

### Question 3: I find this meeting to be beneficial



The graph shows that 41.2% of officials strongly agreed that they find this meeting to be beneficial and 35.2% and 20.3% fully agreed and agreed. Only 1.3% and 2.0% of officials find this meeting beneficial.

### Question 4: The purpose of meeting was achieved



The graph shows that 31.3% of officials strongly agreed that the purpose of the meeting was achieved whilst 41.2% and 24.7% fully agreed and agreed that the purpose of the meeting was achieved. Only 1.6% of officials disagreed that the purpose of the meeting was achieved whilst 1.2% strongly disagreed.



# PHOTOGRAPHIC RECORD OF THE DG ENGAGEMENT IN THE LIMPOPO PROVINCE



# PROVINCIAL ENGAGEMENTS

2019



222 Struben Street  
Private Bag X895, Pretoria, 0001  
Telephone: 012 357 3000 Fax: 012 323 0601  
© Department of Basic Education

**Website**  
[www.education.gov.za](http://www.education.gov.za)

**Facebook**  
[www.facebook.com/BasicEd](http://www.facebook.com/BasicEd)

**Twitter**  
[www.twitter.com/dbe\\_sa](http://www.twitter.com/dbe_sa)