




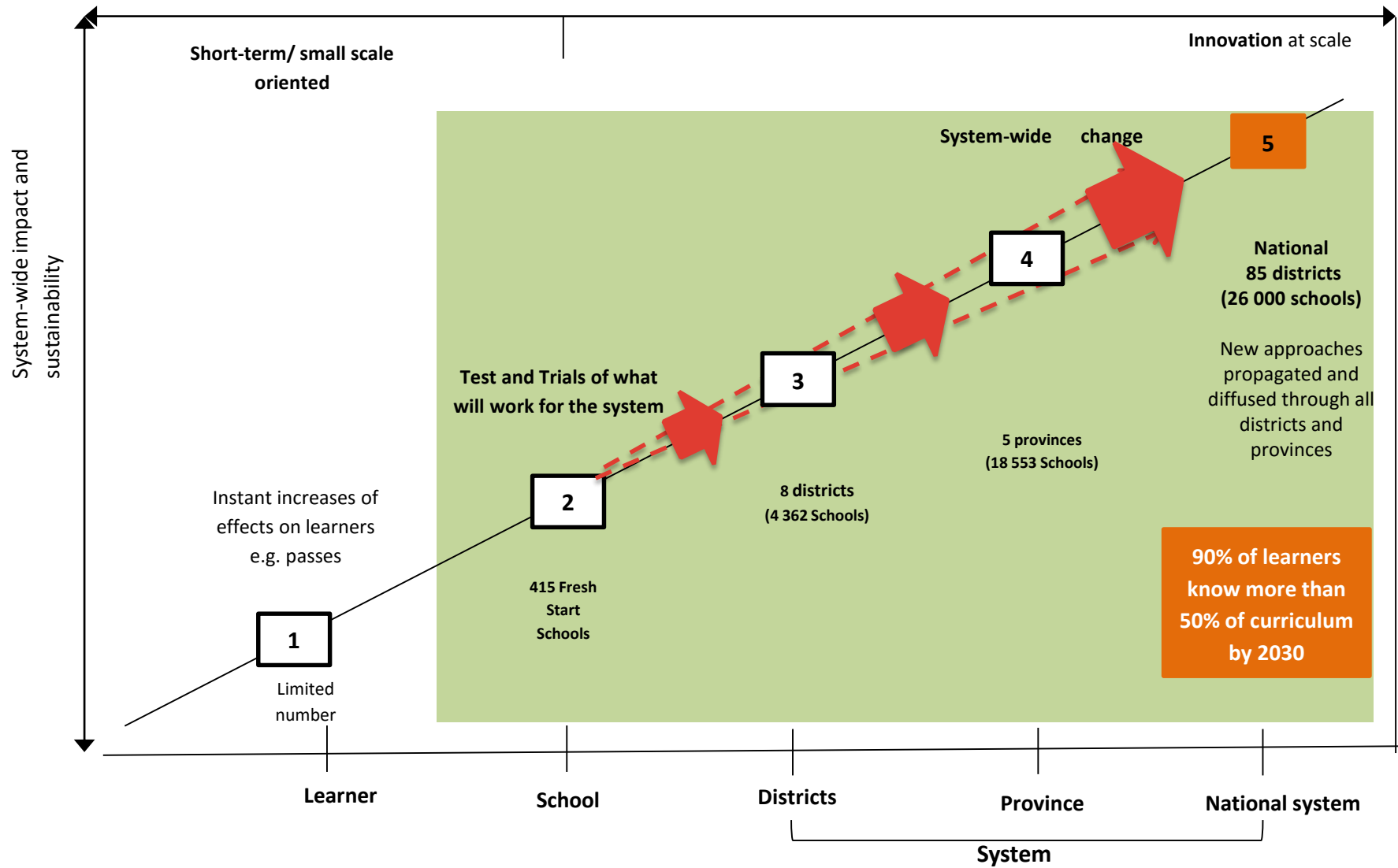
# EGRS SEMINAR 17 AUGUST 2017

## EDUCATION COLLABORATION REACHES A 3<sup>RD</sup> OF THE NATIONAL SYSTEM

A PRESENTATION BY  
**GODWIN KHOSA,**  
NECT CEO



# NECT FOCUS AND OUTCOMES



# HIGHLIGHTS 2016 PROGRAMME INPUTS



## NECT PROGRAMMES HAVE REACHED:



# HIGHLIGHTS OF PROGRAMME OUTPUTS



OVER  
**130**



UNIQUE  
TEACHING,  
MANAGEMENT  
AND LEARNING  
TOOLS

developed and  
adopted by the system



DISTRICT LEVEL  
CONSULTATIONS  
**2 000**  
attendees



prepared  
to initiate a  
national reading  
programme





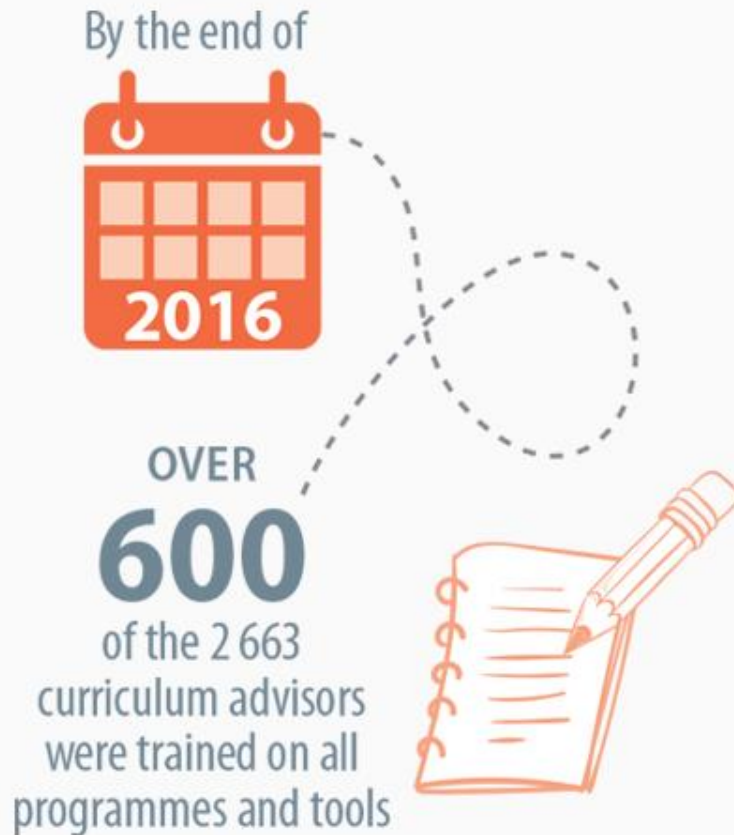
# HIGHLIGHT OF IMPACT



In 2016, the average curriculum coverage increased by **30%**.

Curriculum coverage across subjects increase by margins ranging from 19.5% to **55.6%**.

# DEMAND OUTSTRIPS SUPPLY



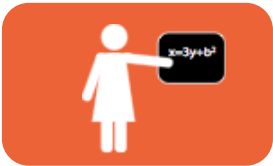
- **120%** participation by teachers and district officials
- Teacher union takes up replication in **785** schools
- All **9** provinces involved in replication

# WHAT AND HOW WE ACHIEVE THE SCALE AND THE EFFECTS



# Strengthen Delivery of CAPS

*Skills & Concepts to be taught on monthly/term basis + assessment*



*Year-long curriculum programmes (structure)*

*Effective management aimed at improved quality and coverage of curriculum*

Content (core subjects)

Grade 1 – 12 Teachers

Content (core subjects)

Quarterly training

DBE workbooks

*Learner activities per week/term*

Learning Plans

*Lessons plans, flash cards, posters*

Curriculum Trackers\*

*Coverage, pacing, sequence, reflective practice*

Readers and textbooks

*Content*

Resource Inputs

Parent and Community

HOD's & Teachers

**INCREASED FOCUS ON CURRICULUM COVERAGE AND MANAGEMENT**

Learners' role in Education

In -School Support

School based support by SA's



School based support by SA's

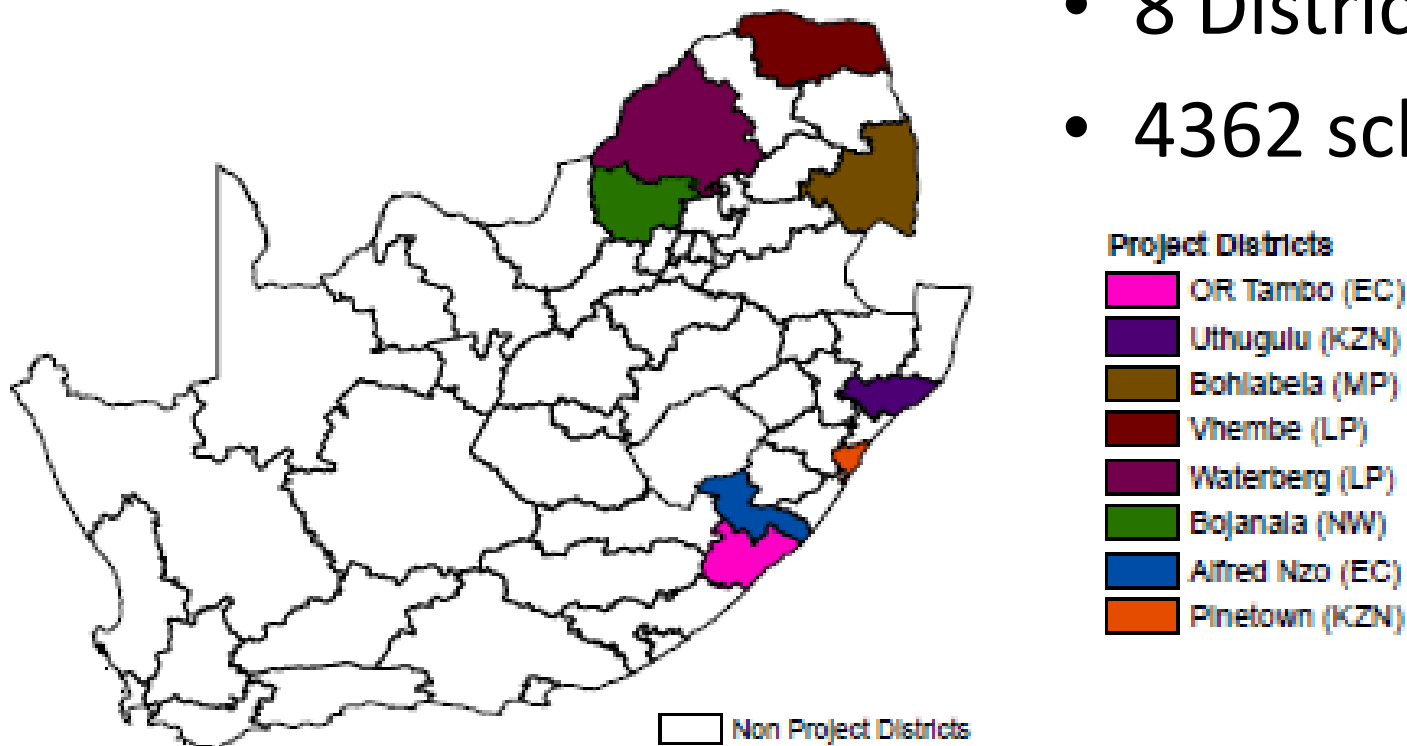
Improved Educational Outcomes

Goal



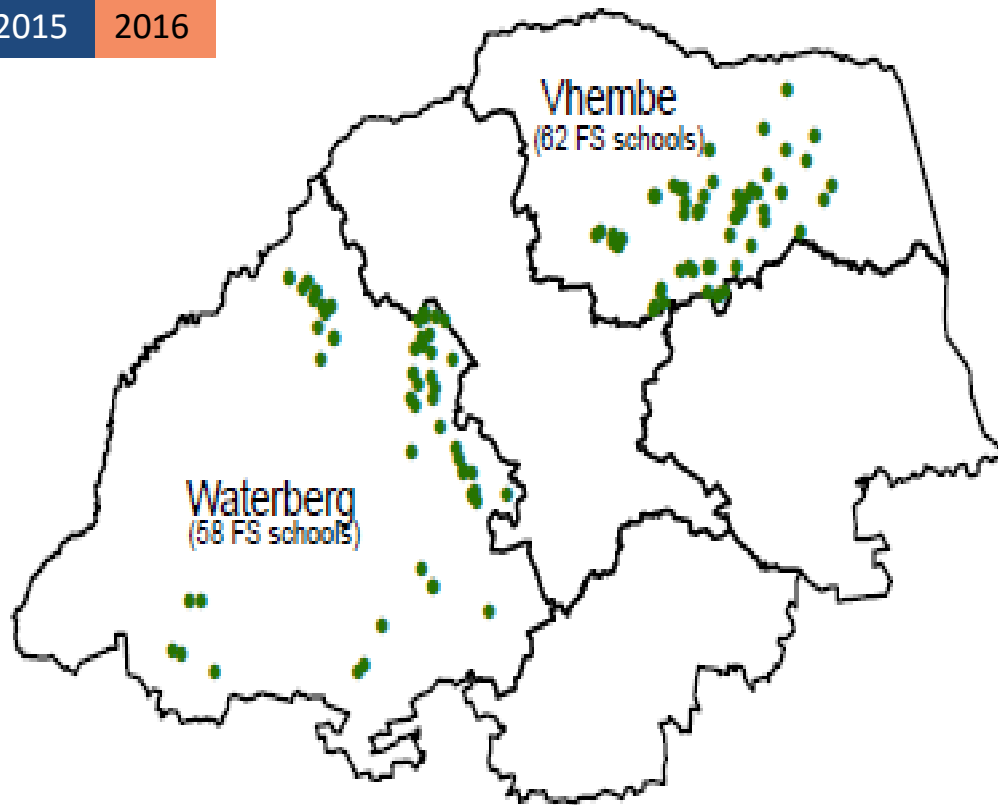
# Trial districts

- 8 Districts
- 4362 schools



# FEW SMALL TEST SITES: 328 Fresh Start Schools

2015 2016



## Inputs

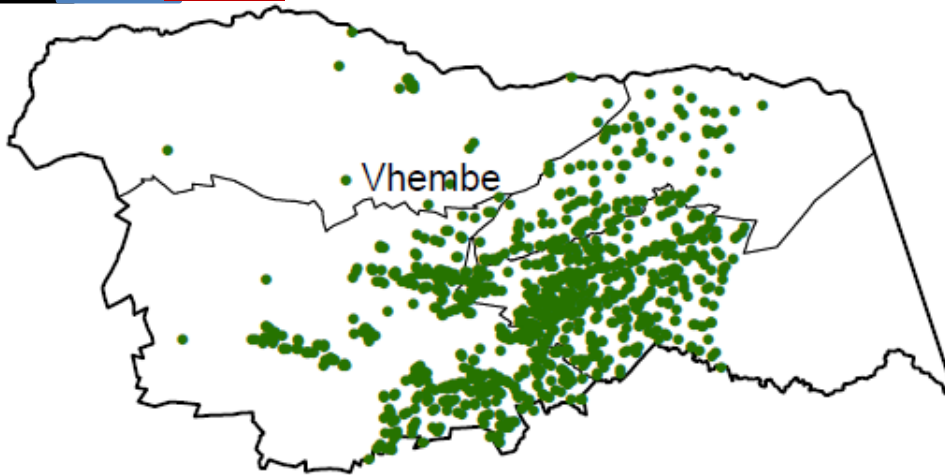
- High dosage training (quarterly)
- Coaching – 1.5 hours per school
- Common, practical materials
- Monitoring and Evaluation

## Outputs/outcomes

- Effective trials (process, systems, materials and people-effects)
- Built evidence-base
- Advocacy ground for officials and schools- building demand
- Built capacity for and confidence for scale up
- High Participation and adoption rate
- Impact: coverage, writing and routines

# UNIVERSALISATION OF THE TESTED PROGRAMME: 1011 Schools

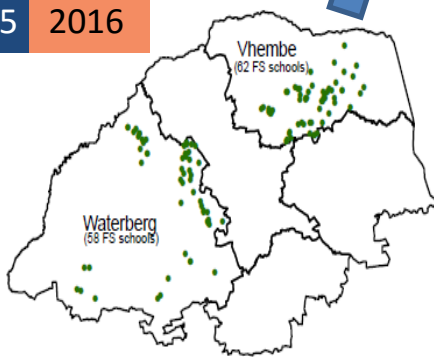
2016 2017



## Inputs

- Repeat training (quarterly)
- Large training groups
- Subject Advisor-led training with support
- Limited coaching (COPs trials)
- Common, practical materials
- Monitoring and Evaluation

2015 2016

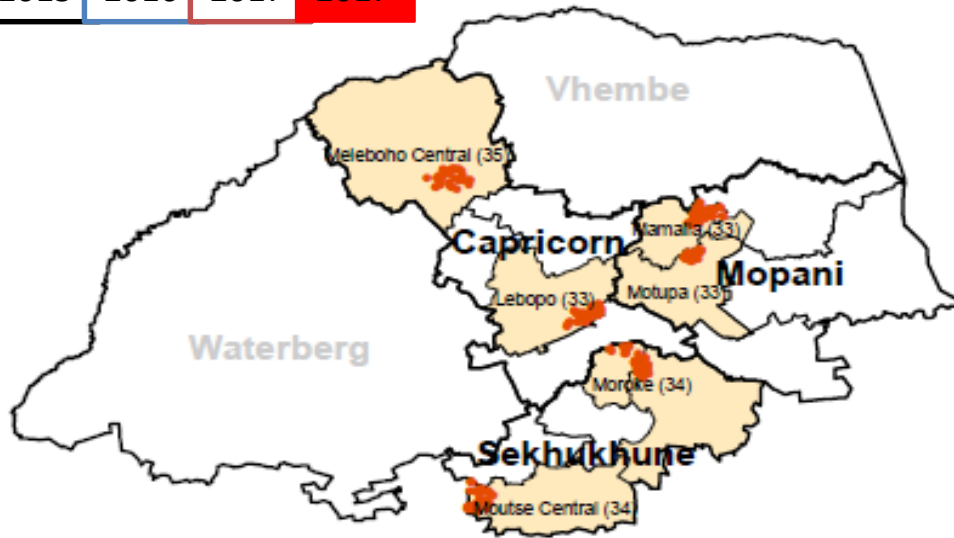


## Outputs/outcomes

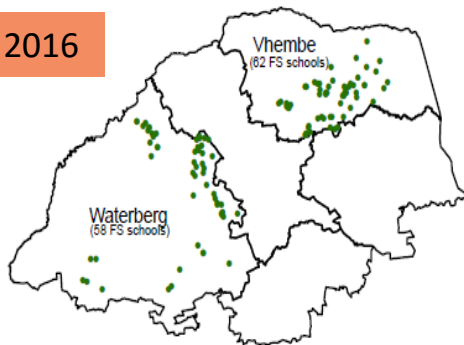
- High participation rates
- Re-enforcing effects of a district-wide common agenda
- District Readiness Assessments
- Confidence among SA
- Impact: pending evaluation data

# PROVINCIALISATION DRY-RUNS: 1011 Schools

2015 2016 2017 2017



2015 2016



## Inputs

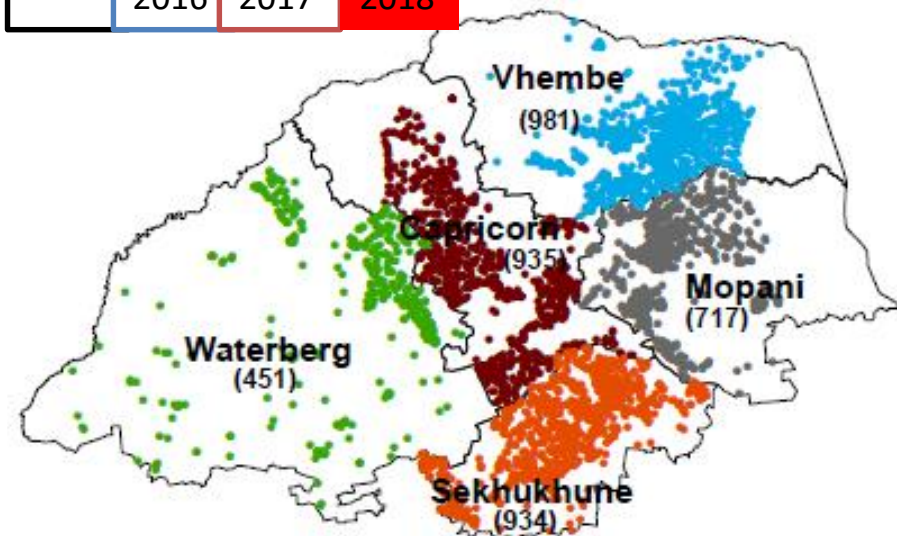
- Two Circuits per district (60 schools)
- Training of Advisors to serve as co-trainers
- Materials
- Effective trials (process, systems, materials and people-effects); advocacy ground for officials and schools- building demand and buy-in

## Outputs/outcomes

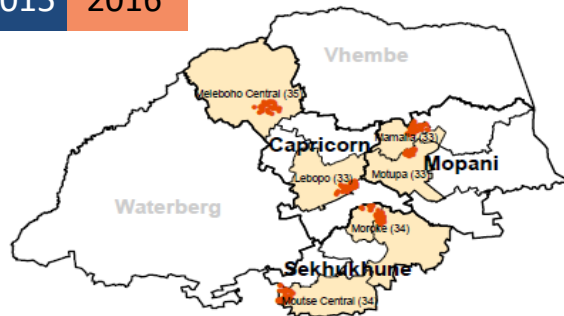
- Widespread interest
- Impact: pending evaluation data

# PROVINCIALISATION: 4018 Schools

2016 2017 2018



2015 2016



## Inputs

- Multi-year agreements with provinces
- Budgetary commitments
- System Support (technical, project management, advocacy, monitoring and Evaluation)

## Outputs/outcomes

- Competing agendas
- Province readiness
- Impact: pending evaluation data



# LESSONS AND ISSUES

- Staggered, courageous pushes (all the time)
- Readiness assessments: championship and Absorbptive capacity
- Avoid loss of voltage: materials, fidelity and M&E
- Sustainability : champions, build programme into APP and build confidence in school management and teachers themselves