

GRADE 1 HOME LANGUAGE

Ben finds a new friend



ENGLISH

Level:

2

Book

3



Group-guided reading

Before reading

- Page through the story the learners will read. Talk about the illustrations.
- Ask them to predict what the story will be about; based on the title and the pictures.
- Introduce new or difficult words prior to the learners reading the story.
- Make word cards to introduce new vocabulary. (See the list of new vocabulary in the back inner cover.)

First reading

- Learners should read the text individually.
- Learners should read silently or they can 'whisper-read' the text.
- Move from one learner to the next, requesting each learner to read a section of the text aloud.

Discussion

- Ask comprehension questions based on the text.
- Focus on phonics, sight words and vocabulary.
- You will find the activities in the back of this book useful to guide the discussion. (Select appropriate activities for the level of the learners.)

Second reading

- On later days, let learners reread the book, either in pairs or alone.
- Focus on fluency, grammar and vocabulary.
- Let learners complete the group-guided activities which are included in the back of this book. (Select appropriate activities for the level of the learners.)

*Let learners do a role play
if the text lends itself to it.*



*Learners should do the group-reading
activities after reading the story.*

*Let learners work in groups to complete the
appropriate group-reading activities included
in the back of the book. They should not
write in this book. Written activities should
be done in their exercise books.*

Ben finds a new friend



Pam, Lebo and Ben the dog
go for a walk.

Today Ben is very silly.
He runs away.

Pam and Lebo run after him.
"Come back Ben!" calls Lebo.






Ben runs to the wall at the park.
Ben sniffs at the wall.

What is he smelling at the wall?
Is it a red and blue ball?

Woof! Woof! Woof!



Pam asks, "What have you found,
Ben?"

Is it a big bone?

Can it be a stone?

Woof! Woof! Woof!




Pam and Lebo follow Ben into
the park.

Quack! Quack! Quack!

Oh! It is a yellow duckling.

The little duck is lost.

The girls walk slowly towards
the little yellow duck.







"Are you lost little yellow duck?
Should we take you to the pond,"
says Pam.

Ben starts to bark.
Woof! Woof! Woof!


"No Ben!" Don't bark at the
little yellow duck," says Lebo.
"The little duck is afraid."



Pam and Lebo take the little
duck to the pond.

"Here is your mother and
father. Look your brother
and sisters are swimming in the
pond," says Pam.

Quack! Quack! Quack!



"I wish we could take the duckling home," says Pam.

The little yellow duckling swims away.

"I think the duckling wants to stay with her family," says Lebo.

Quack! Quack! Quack!

14-15



Ben sees the little duck swimming
in the pond.

Ben also jumps into the pond.

Splash! Splash! Splash!

"No Ben! You are a silly dog.
Get out!" says Pam.





Ben gets out of the pond.
He shakes himself dry.
"Oh no, Ben! Now I am all wet!
Let's go home," says Lebo.

Ben says goodbye to his new
friend.

Woof! Woof! Woof!

Look after your pets!





Sing!

Have you seen the little ducks?



Have you seen the little ducks
Swimming in the water?
Mother, father, baby ducks
Granny and daughter.



Have you seen them dip their bills
Swimming in the water?
Mother, father, baby ducks
Granny and daughter.



Have you seen them flap their wings
Swimming in the water?
Mother, father, baby ducks
Granny and daughter.





About ducks



Ducks are related to geese and swans. Ducks have webbed feet that help them to swim.

They have beaks or bills.

They have waterproof feathers.

Female ducks are called 'hens' and male ducks are called 'drakes'.

Baby ducks are called 'ducklings'.




Group reading activities



1

Look at the pictures below.

Tell your friend what happens in each picture.
Tell your friend which picture should be first, second, third and last. Retell the story to your friend using the pictures.



2

Role play the story.



3

Answer the following questions orally.

- What is the title of the story?
- Who are the main characters in the story?
- Where did Pam and Lebo find the little yellow duck's parents?



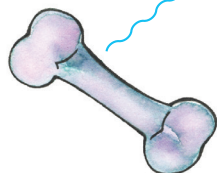
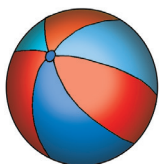


- d. Do you think Ben and the duckling will continue to be friends?
Give a reason for your answer.
- e. Name the colours that are mentioned in the story.



4

Tell your friend which picture belongs to which word.
Read the sentence that matches the picture and the word.



bone

Ben

ball

phone

duck

Is it a big bone?

It is a red and blue ball.

Can you see the yellow duck?

Ben is Pam and Lebo's dog.

Can it be a phone?



5

Read the sentences to your friend. Use the words and pictures to help you to complete the sentences. Now write them in your exercise book.

Ben	pond	duckling	bird
<p>example:</p> 	The <u>bird</u> sings in the tree.		
	Pam and _____ go for a walk.		
	Ben sees a little yellow _____.		
	Pam and Lebo take the duckling to the _____.		



6

Copy one sentence from the story into your exercise book.
Draw a picture that will match your sentence.

GRADE 1 HOME LANGUAGE



Book 3

<i>Title:</i>	Ben finds a new friend
<i>Language:</i>	English
<i>Level:</i>	Grade 1 Reader Level 2 Book 3
<i>Text type:</i>	Narrative
<i>Sight words:</i>	get, are, new, runs, away, after, come, behind, good-bye, after
<i>Vocabulary:</i>	silly, quack, pond, shakes, found, duckling, swimming, sniffs, phone
<i>Phonics:</i>	-et, -ay, -un, -ig, oo, ee, sn-, sw-, sp-, sh-, -ck, -rk
<i>Content, concepts and skills:</i>	<ul style="list-style-type: none">▪ Sequence pictures▪ Re-tell the story▪ Answer simple questions▪ Match the caption, picture and the sentence▪ Complete sentences▪ Copy a sentence from a story▪ Illustrate sentence

The CAPS requires teachers to allocate some time each day for focused group-guided reading.

In group-guided reading, teachers guide learners of a similar reading level, to read the same book, in a group.

The reading session should include a range of word attack skills and comprehension strategies that children require when reading.

Reading effectively also requires "text talk" between the teacher and learners, and amongst the children in the group. These books include a number of "text talk", comprehension and other related activities to help teachers direct group reading in their classes.

ISBN 978-1-4315-2334-4



9 781431 523344



ISBN 978-1-4315-2334-4

**THIS BOOK MAY NOT
BE SOLD.**



basic education

Department:
Basic Education
REPUBLIC OF SOUTH AFRICA

Published by the Department of Basic Education
222 Struben Street, Pretoria
South Africa

© Department of Basic Education
First edition 2016

The Department of Basic Education has made every effort to trace copyright holders but if any have been inadvertently overlooked, the Department will be pleased to make the necessary arrangements at the first opportunity.

Other books in the Grade 1 Home Language Bookshelf:

Level:

1

Frog goes to school

I can read

We all go to school

Animal Sports Day

Level:

2

We love soccer

Dressing-up

Ben finds a new friend

Chuck the truck

Level:

3

The litte red hen

Ann goes to the doctor

Dudu's dream