

GRADE 2 HOME LANGUAGE

That's what friends are for



ENGLISH

Level:

2

Book

2



Group-guided reading

Before reading

- Page through the story the learners will read. Talk about the illustrations.
- Ask them to predict what the story will be about; based on the title and the pictures.
- Introduce new or difficult words prior to the learners reading the story.
- Make word cards to introduce new vocabulary. (See the list of new vocabulary in the back inner cover.)

First reading

- Learners should read the text individually.
- Learners should read silently or they can 'whisper-read' the text.
- Move from one learner to the next, requesting each learner to read a section of the text aloud.


Discussion

- Ask comprehension questions based on the text.
- Focus on phonics, sight words and vocabulary.
- You will find the activities in the back of this book useful to guide the discussion. (Select appropriate activities for the level of the learners.)

Second reading

- On later days, let learners reread the book, either in pairs or alone.
- Focus on fluency, grammar and vocabulary.
- Let learners complete the group-guided activities which are included in the back of this book. (Select appropriate activities for the level of the learners.)

*Let learners do a role play
if the text lends itself to it.*




*Learners should do the group-reading
activities after reading the story.*


*Let learners work in groups to complete the
appropriate group-reading activities included
in the back of the book. They should not
write in this book. Written activities should
be done in their exercise books.*

That's what friends are for



Jane and Mandu were riding their bikes near the river. Jane was riding fast. As she was going down the hill, she rode faster and faster. Mandu said, "Slow down, Jane! Slow down! You are riding too fast!"





Slow down
Jane!


Suddenly Jane hit a sharp rock. She looked down and saw her tyre was flat.

"Oh no!" she cried. "I have a puncture!"

"Don't worry, Jane," Mandu replied. "I will help you fix it."

But Mandu and Jane forgot to bring the pump.





Oh no! I have
a puncture!

I'll help
you fix it.



Mandu said, "I will ride home and fetch my pump and repair kit."

Mandu rode back home leaving Jane with her dog.

"I will never ride without my pump again," Jane muttered to herself.




I will be
back soon!



Jane waited and waited
and waited. She felt
very hungry and thirsty.

"Soon it will be dark," she
thought.



A colorful illustration of a young girl with long blonde hair, wearing a red shirt and blue pants, sitting on the grass under a large tree. A yellow bicycle is leaning against the tree trunk. A small brown and white dog is lying on the grass in the foreground. In the background, there are rolling green hills, more trees, and a blue sky with several birds flying. A speech bubble from the girl contains the text:

I wonder if Mandu
will come back
before it gets dark?

Then Jane saw Mandu riding down the road with her brother Dumisani.

Jane was very happy to see them.

"I am so glad you are back!" shouted Jane.



Thank you for coming back. Did you bring the pump and repair kit?

Dumisani helped the two girls repair and pump the tyre.

Then he said, "Let's go home before it gets very dark."





The children rode back home in the moonlight.

It was a long ride. They could hear the frogs croaking and the owls hooting. They could hear the crickets chirping and the mice squeaking.





They rode over the bridge.

"Look at the moon!" said Mandu. The full moon lit the road.

"We must get home soon," said Jane. "My mother must be looking for me."

"It's nearly eight o'clock," said Dumisani. "We should get home soon."





"Home at last!" said Jane as she gave Mandu a hug. "Thank you Mandu," she said. "You are a good friend!"

"That's what friends are for," Mandu said.

Good friends help each other!





Being safe

Road safety

-  Look both ways when you cross.
-  Cross at zebra crossings.
-  Stop when the robot is red.
-  Look both ways when you ride.
-  Obey the rules of the road.
-  Always wear a helmet when you ride a bike.
-  Always carry a bicycle repair kit.

Bike Safety

- Always wear a helmet.
- Always ride with a friend.
- Wear brightly coloured clothes.
- Make sure your tyres are pumped.
- Carry a repair kit and pump with you.
- Put reflectors on your bike.
- Lock your bike when you leave it outside.



Group reading activities



1

Look at the pictures below and tell your friend:

- what happens in each picture.
- which picture should be first, second and third.
- which caption belongs to each picture.

Dumisani helped them.

Jane thanked Mandu.

Jane hit a rock.



Use these pictures to help you tell your friend what happened:

- at the beginning of the story
- in the middle of the story
- at the end of the story



2

Role play the story.



3

Read the following sentences to your friend. Then use the sentences in the correct order to retell the story.

- Jane hit a rock and punctured her tyre.
- Dumisani helped the girls fix the tyre.
- Jane and Mandu went for a ride on their bikes.
- Jane thanked Mandu and Dumisani for helping her.
- Mandu went to fetch a pump and a repair kit.



4

Copy the table below.

Write down words from the story or your own words that start with the sounds **cr**, **fr**, **sl** and **bl**.

cr-	fr-	sl-	bl-
_____	_____	_____	_____
_____	_____	_____	_____

Choose the correct sounds to complete these words.

be _____	_____op	_____en	st
_____ip	la _____	_____is	ch

th



5

Look at page fourteen and write down the sounds that these animals make.



6

Tell your friend the answers to these questions.

- a. What is the title of the story?
- b. Who are the characters in the story?
- c. Why did Mandu ride home and leave Jane alone?
- d. Do you think Jane was wise to wait for Mandu? Give a reason for your answer.
- e. What would you have done if you had been Jane?



7

Imagine you are Jane. Write a thank-you card to Dumisani and Mandu for helping you.

GRADE 2 HOME LANGUAGE



Book 2

<i>Title:</i>	That's what friends are for
<i>Language:</i>	English
<i>Level:</i>	Grade 2 Home Language Reader Level 2 Book 2
<i>Text type:</i>	Narrative
<i>Sight words:</i>	cried, replied, with, herself, shouted, towards, before, could, about, should
<i>Vocabulary:</i>	bikes, tyre, puncture, repair kit, muttered, moonlight, croaking, hooting, chirping, squeaking
<i>Phonics:</i>	oo, ea, ei, ai, ie, ou, oa, silent e, sh-, th-, ch-, br-, fr-, cr-, sl-, st
<i>Content, concepts and skills:</i>	<ul style="list-style-type: none">• Describe pictures.• Sequence pictures.• Match captions with pictures.• Use pictures to re-tell the story.• Role play the story.• Sequence sentences to re-tell the story.• Find words with the following sounds in the story: cr-, fr-, sl-, bl-.• Use the following sounds to complete words: st, th, ch.• Write down the sounds that animals make.• Read and answer comprehension questions.• Write a thank-you card.

The CAPS requires teachers to allocate some time each day for focused group-guided reading.

In group-guided reading, teachers guide learners of a similar reading level, to read the same book, in a group.

The reading session should include a range of word attack skills and comprehension strategies that children require when reading.

Reading effectively also requires "text talk" between the teacher and learners, and amongst the children in the group. These books include a number of "text talk", comprehension and other related activities to help teachers direct group reading in their classes.

ISBN 978-1-4315-2342-9



9 781431 523429



ISBN 978-1-4315-2342-9

**THIS BOOK MAY NOT
BE SOLD.**



basic education

Department:
Basic Education
REPUBLIC OF SOUTH AFRICA

Published by the Department of Basic Education
222 Struben Street, Pretoria
South Africa

© Department of Basic Education
First edition 2016

The Department of Basic Education has made every effort to trace copyright holders but if any have been inadvertently overlooked, the Department will be pleased to make the necessary arrangements at the first opportunity.

Author: V McKay

Other books in the Grade 2 Home Language Bookshelf:

Level:

1

Sisi makes new friends

It's a dog's life

How Zebra got its stripes

Jerry loves reading

Level:

2

Bubu gets lost

That's what friends are for

The Ugly Duckling

Level:

3

Bheki's new bike

Animals at sea

Wendy Whale to the rescue