

GRADE 2 HOME LANGUAGE

Animals at sea



ENGLISH

Level:

3

Book

2



Group-guided reading

Before reading

- Page through the story the learners will read. Talk about the illustrations.
- Ask them to predict what the story will be about; based on the title and the pictures.
- Introduce new or difficult words prior to the learners reading the story.
- Make word cards to introduce new vocabulary. (See the list of new vocabulary in the back inner cover.)

First reading

- Learners should read the text individually.
- Learners should read silently or they can 'whisper-read' the text.
- Move from one learner to the next, requesting each learner to read a section of the text aloud.

Discussion

- Ask comprehension questions based on the text.
- Focus on phonics, sight words and vocabulary.
- You will find the activities in the back of this book useful to guide the discussion. (Select appropriate activities for the level of the learners.)

Second reading

- On later days, let learners reread the book, either in pairs or alone.
- Focus on fluency, grammar and vocabulary.
- Let learners complete the group-guided activities which are included in the back of this book. (Select appropriate activities for the level of the learners.)

Let learners do a role play if the text lends itself to it.



Learners should do the group-reading activities after reading the story.


Let learners work in groups to complete the appropriate group-reading activities included in the back of the book. They should not write in this book. Written activities should be done in their exercise books.

Animals at sea



One day, the wild animals, birds and insects from Africa wanted to see the world. They decided to go on a boat trip.

They enjoyed the first few days of their new adventure, but after a few days they became bored and began to quarrel.



Woody Woodpecker started to fight with Peter Pigeon. While they were rolling around, the woodpecker accidentally poked a hole in the boat.

Water started leaking into the boat. The hole got bigger and bigger. More and more water flooded into the boat.



The animals were worried that the boat might sink and that they might drown.

"Buzz, buzz, buzz," Busy Bee said, "Let's work together to fix the hole."

So, all the animals worked together to try and fix the hole.



Flap, flap, flap!

The birds tried to lift the boat out off the water by flapping their wings, but they were not strong enough.

The elephant sucked up the water from the bottom of the boat and sprayed it into the sea.

Swish! Swash! Swish! Swash!



The bees, ants, mice and spiders tried everything they could think of to close the hole.

They used spider thread, beeswax and honey, but they could not close the hole.

The water continued flowing into the boat and the level of the water in the boat got higher and higher.




By this time all the animals were afraid of drowning.

At that exact moment a little fish swam through the hole into the boat.

"Can you please help us, little fish?" they asked anxiously.

"Yes of course," said the little fish.





The little fish went to fetch Wally Whale. He pressed his huge body against the hole and stopped the water from flowing into the boat.

Finally the animals were able to fix the hole while there was no water flowing into the boat!

They were very relieved, and they all thanked Wally Whale.




King Lion said, "Thank you little fish. Thank you Wally Whale. You have saved us!"

The animals were excited that they could continue their trip.

All the animals agreed, "Together we can make a difference!"

Alone we can do so little,
together we can do so much
more!





Sing!

The animals went in two by two, Hoorah!

The animals went in **two** by **two**,
Hoorah! Hoorah!

The animals went in **two** by **two**,
Hoorah! Hoorah!

The animals went in **two** by **two**,
The elephant and the kangaroo,

And they all went into the ark, to get out of the rain.



Next verses (replace the words in the song above)

three	The wasp, the ant and the bumblebee.
four	The great hippopotamus stuck in the door.
five	By hunting each other they kept alive.
six	They turned out monkey because of his tricks.
seven	The little pig thought he was going to heaven.
eight	The tortoise thought he was going to be late.
nine	Came marching up in a long straight line.
ten	The last one in was the little red hen.




Poem

Honey bee

Oh Honey Bee, I love your song,
your busy buzzing all day long.
You find flowers with nectar sweet,
get pollen on your legs so neat.



And though you have a painful sting,
your honey is the sweetest thing.
The golden honey from your hive,
keeps happiness and joy alive.



Amazing but true animal facts

1



An elephant calf often sucks its own trunk for comfort.

2



Ostriches can sprint over 70 kilometers an hour.

3




Dung beetles use the Milky Way as a compass.

4



Hyenas are more closely related to cats than dogs.

5



Lions sleep for 20 hours a day.

6




A giraffe has a dark blue tongue which is about 50 cm long.

7



A black mamba's venom can kill a dozen people within an hour.

8



Hippos actively defend their territories and are very dangerous animals.

9



Pangolins have long sticky tongues. When not in use they pull it back into their chest cavity.

10



Crocodiles have been around for over 200 million years.

Group reading activities



- 1 Read the sentences to your friend.
Now read the sentences in the correct order to help you to retell the story to your friend.

1.	The little fish then called Wally Whale who pressed his body against the hole.	
2.	The animals decided to go on a boat trip.	
3.	The spiders, mice and bees tried to close the hole, but they did not succeed.	
4.	They got bored and Woody Woodpecker and Peter Pigeon started to fight.	
5.	Then the animals were able to fix the hole.	
6.	Woody Woodpecker poked a hole in the boat.	
7.	All the animals agreed that working together they could make a difference.	
8.	Water started to flow into the boat through the hole.	



- 2 Tell your friend whether you liked the story or not.
Give a reason for your answer.



- 3 Complete this activity.

- a. Write down the first word of every row in your exercise book. Then write down the words in each row that rhyme next to it.

fight	right	sight	caught	might
trying	coming	helping	sharing	spider

- b. Find a word in the story that has the same meaning as the following words:

began

afraid

small

- c. Find a word in the story that has the opposite meaning of the following words:

smaller

top

open

- d. Find words with the following sounds in the story and write them down:

ai

oa

ou

ay

ei

- e. Write a list of the animals in the story. Use commas to separate the animal names.



4

Answer the following questions to your friend.

1. What is the title of the story?
2. Who are the main characters in the story?
3. Why were the animals worried?
4. What do you think would have happened if the little fish never swam by?
5. What is the moral of the story?



5

Rewrite the story in your own words using the correct punctuation. (One paragraph, at least five sentences)



6

Write a riddle about one of the animals in your exercise book and read it to your friend.

Riddle example:

My skin is green and slippery.
I have four legs and webbed feet.
I eat bugs and little fish.
I can swim under water and hop on land.
I am a ... ?



GRADE 2 HOME LANGUAGE



Book 2

<i>Title:</i>	Animals at sea
<i>Language:</i>	English
<i>Level:</i>	Grade 2 Home Language Reader Level 3 Book 2
<i>Text type:</i>	Narrative
<i>Sight words:</i>	they, their, became, while, started, might, together, enough, everything, please, enjoyed, began, around
<i>Vocabulary:</i>	adventure, quarrel, woodpecker, pigeon, poked, leaking, beeswax, exact, anxiously, continue
<i>Phonics:</i>	-ght, -ing, ai, oa, ou, ay
<i>Content, concepts and skills:</i>	<ul style="list-style-type: none">▪ Sequences events in order to retell the story.▪ Expresses feelings about a story.▪ Identify rhyming words.▪ Identify antonyms and synonyms.▪ Find words in the story with the following sounds: ai, oa, ou, ay, ei.▪ Compile a list using a comma.▪ Read and answer comprehension questions.▪ Re-write the story in own words, (one paragraph, five sentences).▪ Write a riddle.

The CAPS requires teachers to allocate some time each day for focused group-guided reading.

In group-guided reading, teachers guide learners of a similar reading level, to read the same book, in a group.

The reading session should include a range of word attack skills and comprehension strategies that children require when reading.

Reading effectively also requires "text talk" between the teacher and learners, and amongst the children in the group. These books include a number of "text talk", comprehension and other related activities to help teachers direct group reading in their classes.

ISBN 978-1-4315-2350-4



9 781431 523504



ISBN 978-1-4315-2350-4

**THIS BOOK MAY NOT
BE SOLD.**



basic education

Department:
Basic Education
REPUBLIC OF SOUTH AFRICA

Published by the Department of Basic Education
222 Struben Street, Pretoria
South Africa

© Department of Basic Education
First edition 2016

The Department of Basic Education has made every effort to trace copyright holders but if any have been inadvertently overlooked, the Department will be pleased to make the necessary arrangements at the first opportunity.

Other books in the Grade 2 Home Language Bookshelf:

Level:

1

Sisi makes new friends

It's a dog's life

How Zebra got its stripes

Jerry loves reading

Level:

2

Bubu gets lost

That's what friends are for

The Ugly Duckling

Level:

3

Bheki's new bike

Animals at sea

Wendy Whale to the rescue