



Sanitation
Appropriate
For
Education (SAFE)
Initiative

Every child is a National Asset

RESTORING DIGNITY TO OUR CHILDREN THROUGH THE SAFE INITIATIVE PRESIDENTIAL BREAKFAST

14 AUGUST 2018

Mr HM Mweli



PRESENTATION OUTLINE

- Purpose
- Introduction
- Addressing the Sanitation challenge
- The audit
- Sanitation progress
- Implementation
- The Appeal
- Conclusion

PURPOSE

To present an overview of the sanitation programme and make proposals for sustainable partnerships to meet the challenge.

INTRODUCTION

“The time will come when our nation will **honour the memory** of all the sons, the daughters, the mothers, the fathers, the youth and the children who, **by their thoughts and deeds**, gave us **the right to assert with pride** that we are **South Africans**, that we are **Africans**, and that we are **citizens of the world.**”


Nelson Mandela

ADDRESSING THE SANITATION CHALLENGE

THE SANITATION CHALLENGE

- Schools **without** sanitation;
- Schools **with pit toilets**;
- Schools provided with sanitation but **pit toilets not demolished**;
- Sanitation **not fit for purpose** (age appropriate);
- Schools with **insufficient** sanitation.

ADDRESSING THE SANITATION CHALLENGE



THE AUDIT

THE AUDIT

- Audit of **all sanitation** by provinces submitted to DBE.
- Direct **verification** with schools.
- Costing exercise **study based** on audit received from provinces and **requires verification** by means of sites visit and preparation of site specific estimates.
- Filtered **ASIDI and provincial sanitation programmes** in all provinces.
- Assumed for the purpose of the estimates that **all toilets will be built in brick and mortar** and will generally be dry sanitation.

THE AUDIT (cont...)

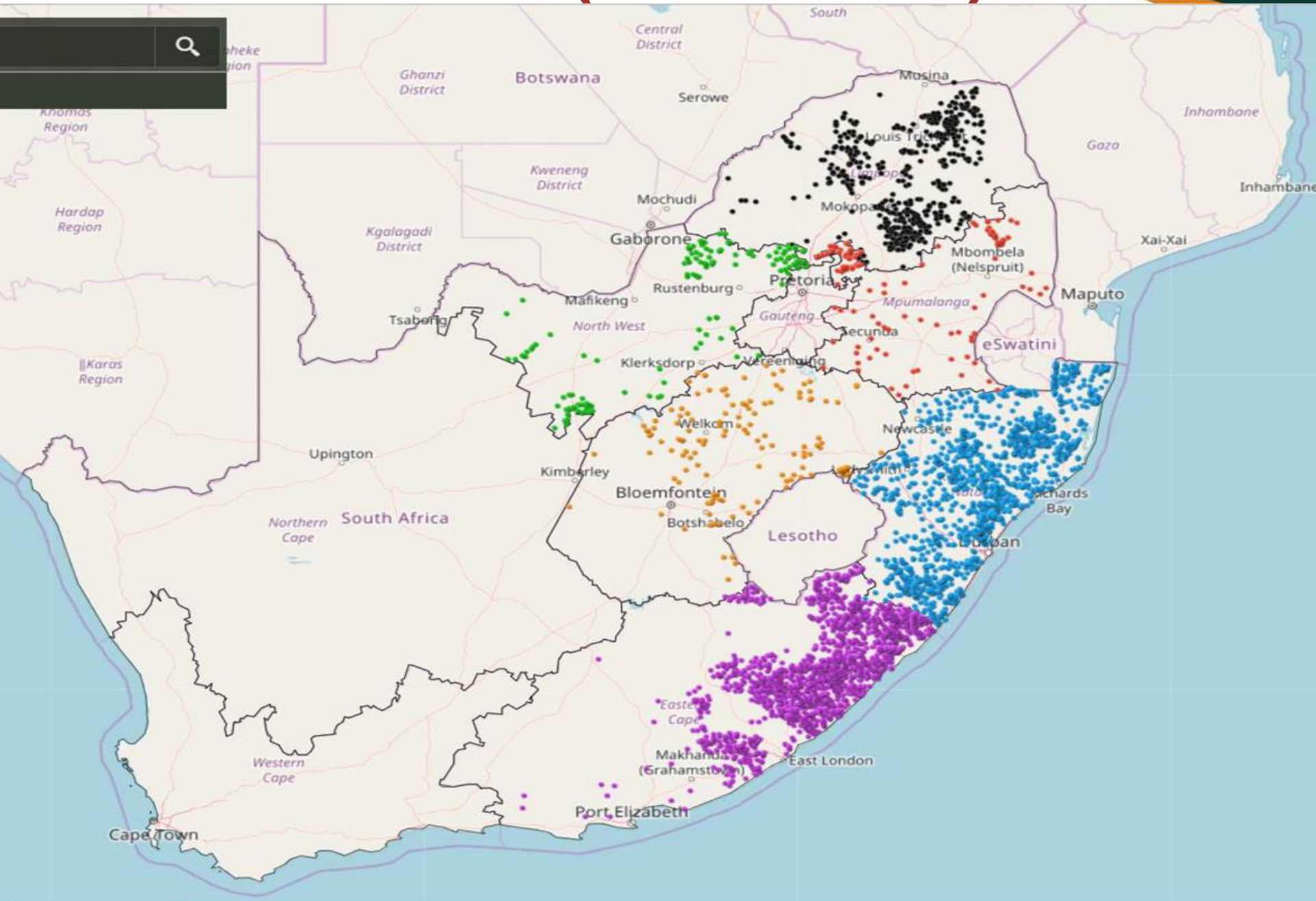
- Made provision for **demolition of unsafe pit latrines** and casting a slab over pits
- Assumed that some schools will **require a borehole** and elevated water tanks.
- Made provision for IA fee, disbursements, PSP fees and disbursements Cost estimates are based on the analysis of sanitation costs, and allows for a programme that **will draw from economies of scales**, by clustering projects. The smaller the contracts, the higher the cost per seat.
- The estimates are **dependent on the implementation** programme. Will probably change depending on when the projects will be implemented and the choices that are made around material, procurement strategy, technology.

AUDIT RESULT

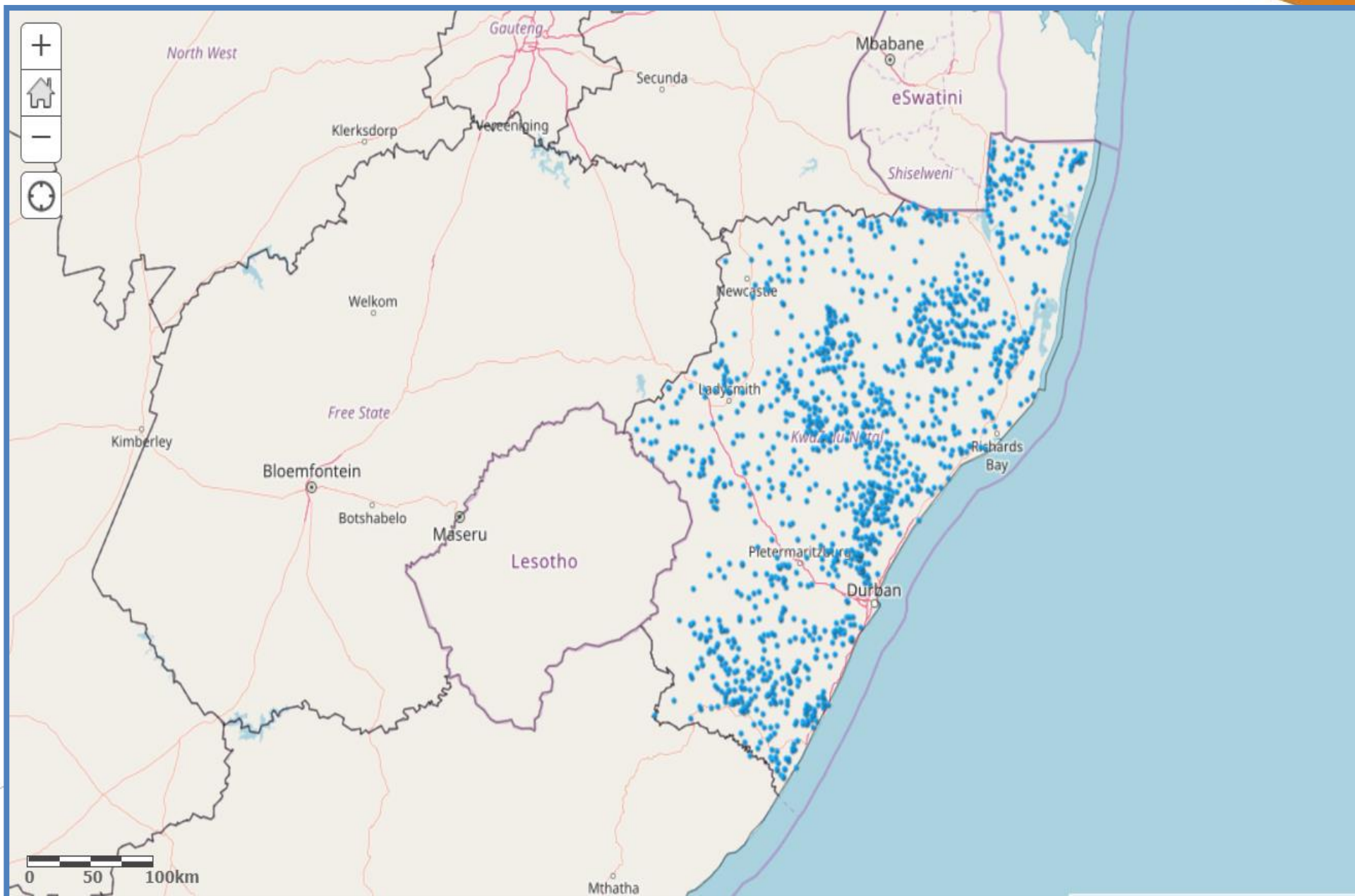
PROVINCE	Number of schools	PITLATRINES		GRADE R	INUSUFFICIENT SANITATION
		Schools with pit latrines ONLY and Unacceptable sanitation	School with proper sanitation but pits not demolished	Schools (Site) need of Grade R	Schools (Sites) (Additional seats)
Eastern Cape	3157	1598	323	2810	216
Free State	223	156	42	209	40
Gauteng	747	0	5	325	435
KwaZulu Natal	2842	1365	1477	2001	59
Limpopo	1360	507	853	400	614
Mpumalanga	1111	127	278	740	206
North West	192	145	47	189	119
Northern Cape	373	0	15	118	240
Western Cape	656	0	0	482	174
TOTALS	10661	3898	3040	7274	2103

****A school (site) may belong to more than 1 sub-programme hence each sub-programme to be read separately****

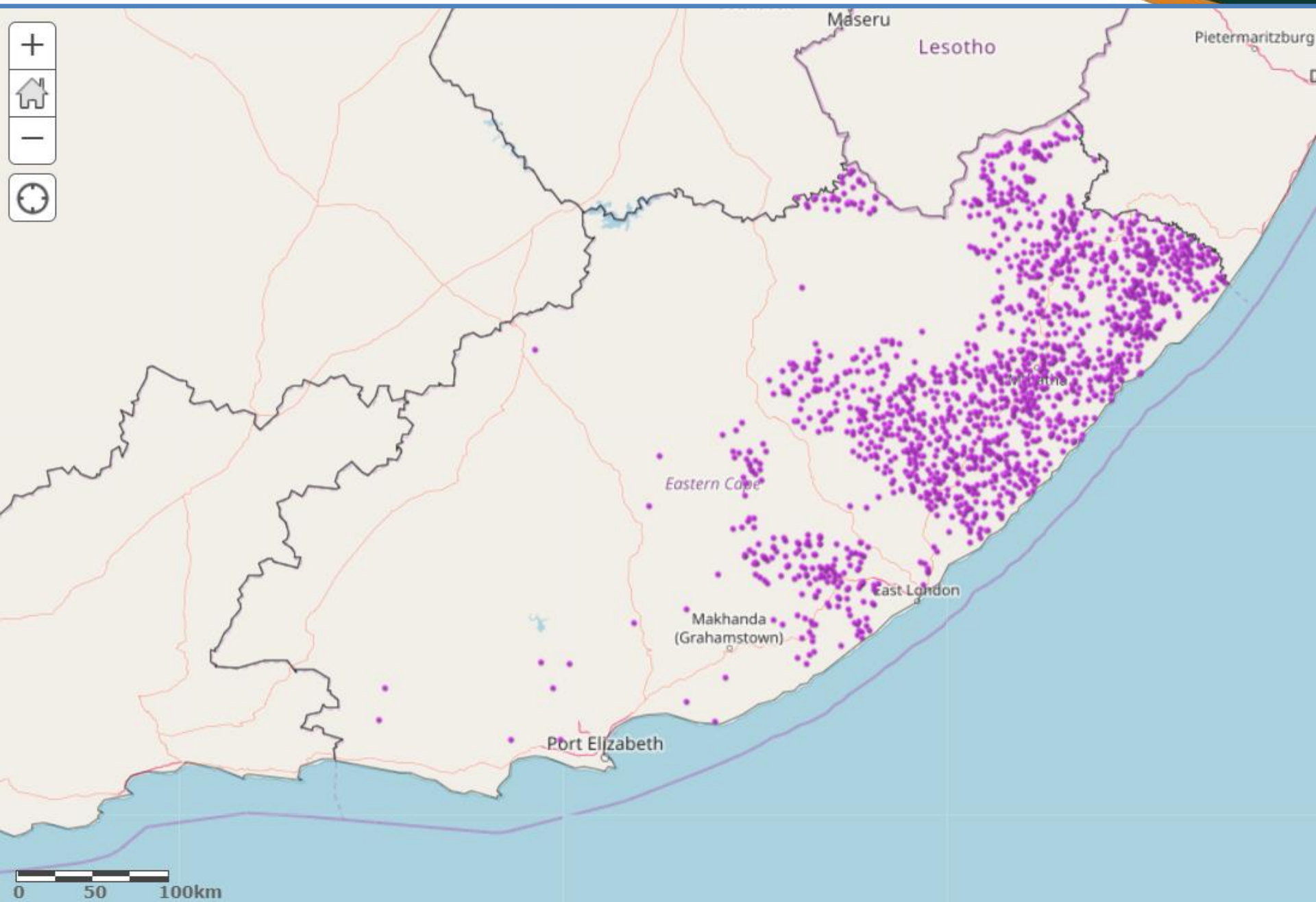
AUDIT (Pit latrines)



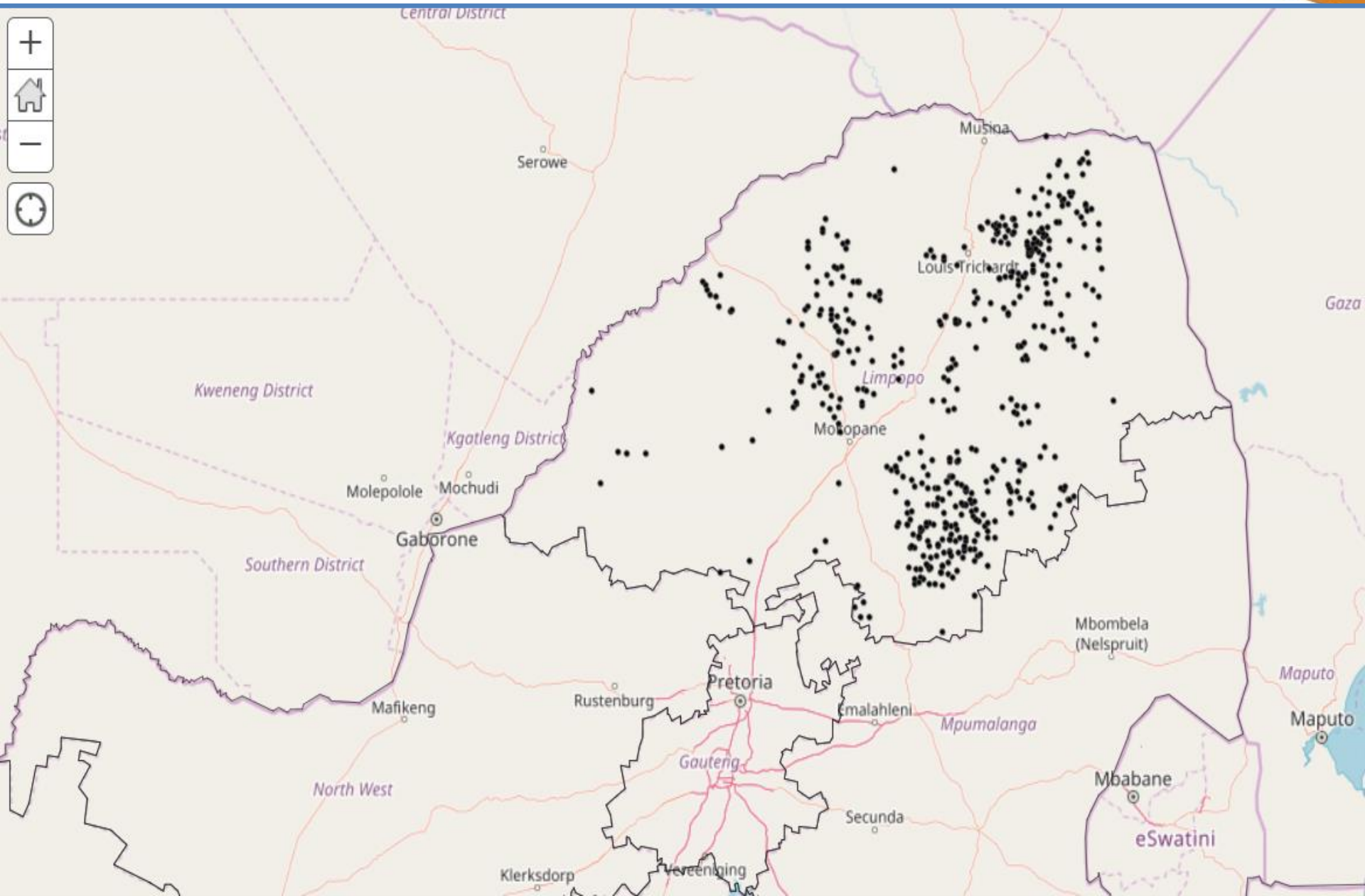
AUDIT: KWAZULU-NATAL



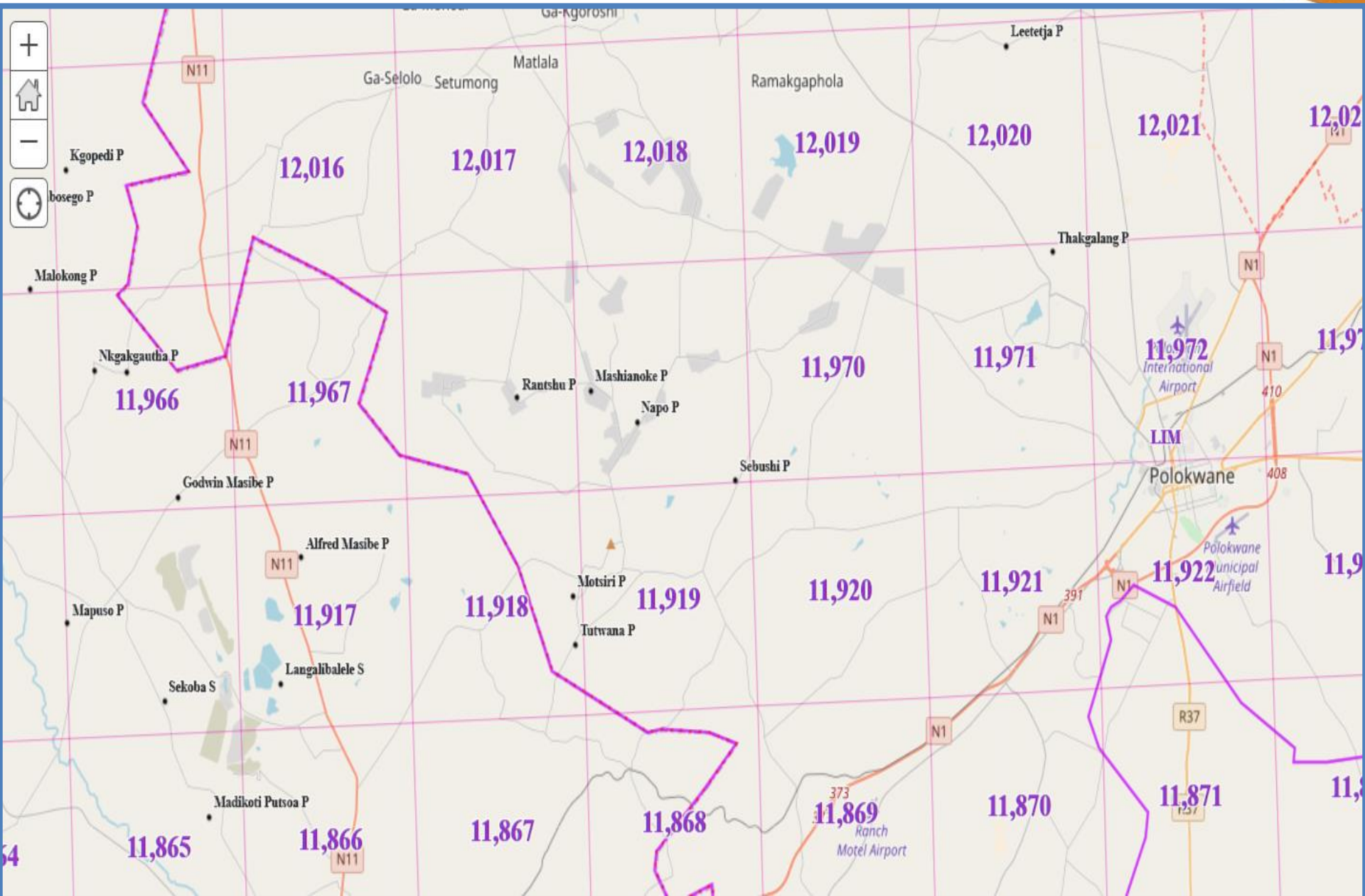
AUDIT: EASTERN CAPE



AUDIT:LIMPOPO



ALLOCATION GRID



SANITATION PROGRESS

2018/19 PROJECTS AT DIFFERENT STAGES: PROVINCIAL PROGRAMME

Province	No of Projects	Planning	Tender	Construction				Practical Completion
				1 - 25 %	26 - 50 %	51 - 75 %	76 - 99 %	
EC	424	373	51	0	0	0	0	0
FS	78	78	0	0	0	0	0	0
GP	12	2	6	2	2	0	0	0
KZN	197	0	140	0	0	0	57	0
LP	435	66	0	10	3	16	142	198
MP	335	62	0	27	0	12	98	136
NC	16	0	16	0	0	0	0	0
NW	50	17	33	0	0	0	0	0
WC	10	0	0	5	0	5	0	0
Grand Total	1557	598	246	44	5	33	297	334

SANITATION PROGRESS: ASIDI

PROVINCES	No of Projects being implemented	No of Projects Completed	No of projects at Planning, Design & Procurement	No of projects under Construction	No of projects with construction progress <25 %	No of projects with construction progress at 25% - 49%	No of projects with construction progress at 50% - 74%	No of projects with construction progress of more than >75%
LP	437	96	0	341	74	100	77	90
EC	298	181	102	15	8	0	3	4
FS	39	12	0	27	0	0	0	27
KZN	116	104	11	1	0	0	1	0
NC	13	13	0	0	0	0	0	0
NW	18	10	8	0	0	0	0	0
GP	14	14	0	0	0	0	0	0
MP	38	38	0	0	0	0	0	0
WC	19	19	0	0	0	0	0	0
TOTALS	992	487	121	384	82	100	81	121

* 741 is the baseline number of projects as per initial scope of ASIDI

* Due to changes in the scope, the number of projects has increased to 992

CONSOLIDATED COSTS

Row Labels	Count of School Name	Sum of Total Number of Seats (Primary)	Sum of Total Number of Seats (Secondary)	Sum of Total Number of Grade R Seats	Sum of Construcion Cost Including Boreholes	Sum of Demolitions	Sum of PSP Fees	Sum of IA Fees	Total
EC	1598	8559	15741	1500	R 2 176 933 907,95	R 90 427 423,48	R 239 462 729,87	R 84 573 882,32	R 2 591 397 943,63
FS	156	1359	150	149	R 156 160 507,54	R 5 811 188,69	R 17 177 655,83	R 6 066 835,72	R 185 216 187,78
KZN	1365	15606	7981	2773	R 2 136 112 397,62	R 87 648 006,93	R 234 972 363,74	R 82 987 966,65	R 2 541 720 734,94
LP	507	6279	2004	1129	R 770 679 755,61	R 32 988 484,88	R 84 774 773,12	R 29 940 908,51	R 918 383 922,10
MP	127	2173	390	330	R 227 877 189,38	R 10 139 788,22	R 25 066 490,83	R 8 853 028,81	R 271 936 497,24
NW	145	2474	521	438	R 269 338 628,60	R 12 032 455,22	R 29 627 249,15	R 10 463 805,72	R 321 462 138,69
Total	3898	36450	26787	6319	R 5 737 102 386,70	R 239 047 347,42	R 631 081 262,54	R 222 886 427,72	R 6 830 117 424,38

Included in the Costs above are the following

- a. New VIP toilets
- b. Demolition
- c. Provision of Boreholes to some of the schools
- d. Preliminaries
- e. Contingencies
- f. Escalation
- g. PSP @ 6% and 5% Disbursement
- h. Implementing Agents fees @ 3.5%

GAUTENG AND WESTERN CAPE

Province	Count of school name	Sum of Seats (Primary)	Sum of Seats (Secondary)	Estimate Construction Cost	Estimate PSP Fees	Estimate IA Fees	Norms Estimated Total
Gauteng	747	3 957	528	429 548 463.04	51 545 815.56	24 054 713.93	505 148 992.53
Western Cape	656	3 252	228	202 439 711.14	24 292 765.37	11 336 623.84	238 069 100.51
Total	1 403	7 209	756	631 988 174.18	75 838 580.93	35 391 337.77	743 218 093.04

IMPLEMENTATION

IMPLEMENTATION

- The programme will be **implemented** through a **multi pronged approach**:
- The **first set of projects** will be those budgeted for through the provincial programmes and the Accelerated School Infrastructure Delivery Initiative (ASIDI) for the current financial year. These projects will be **monitored by the DBE** to ensure that they are carried out expeditiously and completed in the current financial year.;
- **Partnership with the private sector** and development agencies is vital to leverage their technical capacities and resources to complement limited government resources. **The National Education Collaboration Trust (NECT)** will be utilised to coordinate private sector funding and implement these on behalf of the Department;

IMPLEMENTATION (cont....)

- For the balance of the projects, the **scope of work** of the ASIDI will be extended to **reap the benefit** of the current momentum on the implementation of the sanitation sub-programme;
- For **demolitions:** Community mobilization, use of EPWP and NARYSEC (DLDR)

MANAGEMENT STRUCTURES

Steering Committee:

- Provide **strategic guidance** on the implementation of the programme;
- Perform **monitoring and oversight** role and ensure good corporate governance and effective and efficient implementation and reporting on the programme;

Project Steering Committee:

- Monitor and **ensure technical compliance** of the programme based on approved standards and specifications, including the norms and standards
- **Evaluation and monitoring** of each project/contract at technical project level

ROLES AND RESPONSIBILITIES

Department of Basic Education:

- Enter into **agreements** with funders;
- Provide a **list of schools** for implementation in the programme;
- Provide the **list of Approved Sanitation Technologies** and designs, specifications and plans;
- Approve **implementation plans** and monitor implementation.

NECT:

- Establish **Project Management Office (PMO)**;
- Manage **private sector contributions** to the Project;
- Provide **secretariat services** to the steering committee;
- Report to the **DBE** and to the Steering Committee.

ASSESSMENT OF TECHNOLOGIES

Drivers	Criteria	Relevance	Indicators
Convenience	Use satisfaction	A sanitation facility should provide certain level of convenience to users, this will enhance acceptance and adequate functioning	Comfort, personal security, privacy, dignity, smell, noise. attractiveness
Density	Number of users	Accommodate number of users	Functioning and reliability
Misuse/vandalism	Robustness	Strong enough to resist vandalism	Functioning
User friendly	Accommodate user groups	To be used by all user groups(children and disabled)	Accessibility and comfort
Appropriateness	Adequate design	A sanitation facility	Location and accessibility
Reliability	Adequate functioning	Sanitation facility should function at all times	Continuous access and no sign of breakages and leaks
Safety	Access security	Safety of users	No theft or vandalism and safety of users
Health and environmental protection	Attractiveness	Protection of human health and environment	Odour, smell, no pollution
Affordability	Number of facilities and access to sanitation	Affordable in terms of O&M	Access, number of facilities, cleanliness, and ease of O&M
Job creation	Employment opportunities	Job opportunities from capex and O&M	Community involvement and income generation
Opportunity	Business opportunity and income generation	Business opportunities to be realized from the technology	Local business and income generation


Adapted from: Sanitation Review Report: Water Research Commission: 2015

THE APPEAL

During his presidency, Nelson Mandela forged **invaluable partnerships** with the **private sector** towards the building of schools, particularly in poor communities across the country – **an initiative that the education sector can build on, and as a nation we can continue.**

THE APPEAL (cont...)

- The infrastructure objective of Government is to ensure **SAFE spaces for learning and teaching**, this includes **Sanitation Appropriate for Education**.
- The Department has come a long way in addressing the challenges of inappropriate sanitation in schools, **we are calling for partners to help us do more with less and eradicate pit latrines as a matter of urgency.**

A black and white portrait of Nelson Mandela, an elderly man with a gentle smile, looking slightly to the right. He is wearing a dark turtleneck and a patterned jacket. The background is dark and out of focus.

It always
seems
impossible
until it's
done.

- Nelson Mandela 1918 - 2013

Rest In Peace from all of us at pHreshProducts.com

CONCLUSION



***“Where there is a need –
SEND ME”***

“THUMA MINA”

