

Grade 3

English

Second Additional Language

TERM 1

About me		
Week 1	About us	2
Week 2	What I enjoy	4
Week 3	Being clean	6
Friends		
Week 4	Feelings	8
Week 5	Friends	10
Week 6	Having fun	12
My family		
Week 7	My family	14
Week 8	We help at home	16
Week 9	At home	18
Week 10	Check yourself	20

TERM 2

Shopping		
Week 11	Shopping	22
Week 12	Shopping for clothes	24
Week 13	Buying food	26
At school		
Week 14	Learning at school	28
Week 15	Eating at school	30
Week 16	Cleaning at school	32
Weather and seasons		
Week 17	Rainy and sunny days	34
Week 18	Hot and cold weather	36
Week 19	Seasons	38
Week 20	Check yourself	40

TERM 3

Farm		
Week 21	Fresh from the farm	42
Week 22	Dairy farm	44
Week 23	Working on the farm	46
Sport		
Week 24	Keeping fit	48
Week 25	Sports day	50
Week 26	My sport	52
Animals		
Week 27	Big and small animals	54
Week 28	Chicken and egg	56
Week 29	Wild Animals	58
Week 30	Check yourself	60

TERM 4

Food		
Week 31	Growing vegetables	62
Week 32	Making a sandwich	64
Transport		
Week 33	Road safety	66
Week 34	School Transport	68
Week 35	Land, air and water	70
Celebrations		
Week 36	A birthday party	72
Week 37	Months of the year	74
People that help		
Week 38	People that help	76
Week 39	Thank you teacher	78
Week 40	Check yourself	80

1

About us

Let's Talk

Look at the picture and talk about what you see.

I am Rama.

I am Nana.

I am Joe.

backpack

Keke is a baby.










Rama is 3 years old. He goes to nursery school.

Nana is 7. She is in Grade 1.

Joe is 9. He is in Grade 3.

Words

Clap these words according to their sounds. Then, say the beginning sounds of each word.

	boy		face	 3	three
	girl		body	 7	seven
	birthday		backpack	 9	nine

Sounds

Say these words and listen to the beginning sounds:

d

dog

did

dig

desk

Clap

Clap these words according to their sounds.



bo



dy



Na



na



birth



day



back



pack

Practise in pairs

Ask your friend:

A: How old are you?

B: I am ____ years old.

A: When is your birthday?

B: My birthday is ____.

A: What grade are you in?

B: I am in grade ____.

What is the name of your school?

What is your teacher's name?

Practise with Pule and Pam

Please tell me about yourself.

I am a ____.



Check yourself. Paste the stickers on page 20.

20

Let's write

Draw a picture of yourself and complete this card.



Name:

Age:

Boy:

Girl:

Grade:

School:

Teacher:

riding



I like to ride my bike.

Let's Talk

Look at the picture and talk about what you see.

singing

dancing




I like to sing and dance.

playing



I like to play soccer.

cooking



I like to cook. Oh no!
I don't like to mess.

Words

Clap these words according to their sounds. Then, say the beginning sounds of each word.



bike



boots



bowl



road



goal



spoon



bed



foot



book

Sounds

Say these words and listen to the beginning sounds:

b

bet

bit

bat

band

Practise in pairs

Point to the pictures and then ask your friend:

What is he / she doing?



He is dancing.

She is cooking.



He is sleeping.

She is playing soccer.



He is reading a book.

She is riding a bike.

Clap

Clap these words according to their sounds.



danc

ing



sleep

ing



cook

ing



read

ing

Practise with Pule and Pam

Tell Pule what you like doing and what you don't like doing.



Walk and talk

Ask three friends: What do you like to do?



Check yourself. Paste the stickers on page 20.

20

Let's write

Fill in what you like and don't like.

I like _____ and _____.

I don't like _____ and _____.

Sometimes I like _____ and _____.

3

Being clean

Let's Talk

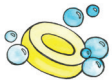






Look at the picture and talk about what you see.



Everyday I wash. I wash my hands. I wash my face.
I brush my teeth. I comb my hair.
I like to be clean.

Words

Clap these words according to their sounds. Then, say the beginning sounds of each word.

	soap		water		hair
	shampoo		comb		hand
	toothbrush		face cloth		teeth

Sounds

Say these words and listen to the beginning sounds:

m

met

miss

mop

map

Practise in pairs

Point to the picture and then ask your friend:

What is he / she doing?



He is brushing his teeth.



He is washing his hands.



She is combing her hair.

Clap

Clap these words according to their sounds.



buck

et



sham

poo



show

er



wa

ter

Walk and talk

Mime one cleaning activity and ask your friends to tell you what you are doing.



Check yourself. Paste the stickers on page 20.

20

Let's write

Fill in the missing words.

cloth

soap

comb

toothbrush




He is brushing his teeth with a _____.



She is combing her hair with a _____.



He is washing his hands with _____.



She is washing her face with a _____.

4

Feelings

Let's Talk

Look at the picture and talk about what you see.



I am happy when I play with my friends.
I am happy when I play with my puppy.
I am sad when I have no one to play with.

Words

Clap these words according to their sounds. Then, say the beginning sounds of each word.

	happy		smile		play
	sad		cry		pet
	angry		friends		picnic basket

Sounds



Say these words and listen to the beginning sounds:

n	new	nest
	name	no

Practise in pairs

Point to the picture and then ask your friend:

How does he / she feel?

	She is sad.
	He is happy.

Tell your friend:









I am happy when _____.

I am sad when _____.

Clap

Clap these words according to their sounds.



 hap	 py	 cry	 ing
 an	 gry	 smi	 ling

Practise with Pule and Pam

Tell Pule how you feel today.





Check yourself. Paste the stickers on page 20.


20


Let's write


Draw a line to match the sentences with the correct picture.











happy

sad

afraid

crying

angry












We like to play. We like to slide.
We like to read. We like to swing.
We like to help each other.

Let's Talk

Look at the picture and talk about what you see.

Words

Clap these words according to their sounds. Then, say the beginning sounds of each word.

	run		slide		jump
	kick		swing		swim
	read		climb		sit

Sounds

Say these words and listen to the beginning sounds:

p

play

pot

pay

pan

Practise in pairs

Point to the picture and tell your friend:



We like to swim.



We like to read.



We like to swing.



We like to kick.

Clap

Clap these words according to their sounds.



play



ing



climb



ing



kick



ing



swing



ing

Practise with Pule and Pam



Tell Pule how you like to spend your time with your friends.



Check yourself. Paste the stickers on page 20.

20

Let's write

Help these friends to find each other.



Let's Talk









Look at the picture and talk about what you see.



We like to cook.
We bake a cake.
Let's have a party.
Let's have fun.

Words

Clap these words according to their sounds. Then, say the beginning sounds of each word.

	stove		cake		dish cloth
	rolling pin		cupcake		dough
	pan		flour		cookie cutter

Sounds

Say these words and listen to the beginning sounds:

f

fat

fun

fit

food

Practise in pairs

Ask your friend:

What am I?

I am made from glass and you drink from me.

I am sharp and used to cut.

You bake me and eat me at birthday parties.

I am yellow and you peel me before you eat me.



Clap

Clap these words according to their sounds.



cook



ing



par



ty



bak



ing



wash



ing

Practise with Pule and Pam



What do you do for fun?



I bake for fun.



Check yourself. Paste the stickers on page 20.

20

Answers: (1) a glass, (2) a knife, (3) a cupcake, (4) a banana.

Let's write

Tick the things you can do. ✓



I can make a sandwich.



I can wash dishes.



I can tie my shoes.



I can peel potatoes.




I can blow out a candle.



I can sweep the floor.

Let's Talk

Look at the picture and talk about what you see.



I have a big family.
We like to visit grandmother and grandfather.
We see our cousins, our uncles and aunts.

Words

Clap these words according to their sounds. Then, say the beginning sounds of each word.

	mother		sister		aunt
	father		grandmother		uncle
	brother		grandfather		cousin

Sounds

Say these words and listen to the beginning sounds:

r

red

rat

run

roll

Practise in pairs

Point to the picture and tell your friend:



This is my mother.



This is my father.



This is my sister.



This is my grandmother.

Clap

Clap these words according to their sounds.



moth



er



fath



er



sis



ter



broth



er

Practise with Pule and Pam

Please tell me about your family.

I have a ____ and a ____.



Check yourself. Paste the stickers on page 20.

20

Let's draw

Draw a picture of your family and write who each person is.



Koli is kind.
Koli helps her grandmother.
She cares for her baby sister.
She cares for her friends.

Let's Talk

Look at the picture and talk about what you see.

Words

Clap these words according to their sounds. Then, say the beginning sounds of each word.

	children		hut		animals
	family		goat		flowers
	baby		cow		garden

Sounds

Say these words and listen to the beginning sounds:

S

sun

sat

sit

set

Practise in pairs

Practise the role play with your friend.

A: Hello, my name is _____.

B: Hello, my name is _____.

A: How are you?

B: I am fine thank you.



Check yourself. Paste the stickers on page 20.

20

Clap

Clap these words according to their sounds.



chil



dren



ba



by



flow



ers



gar



den

Practise with Pule and Pam

Hello.

How are you today?



Walk and talk

Ask 3 friends:
How do you help at home?



Let's write

animals

children

garden

baby

Fill in the missing words.



We must care for _____.



We must care for the _____.



We must care for _____.



We care for the _____.

Let's Talk

Look at the picture and talk about what you see.



We cook in the kitchen.










We wash in the bathroom.

We sleep in the bedroom.

We watch the TV in the lounge.

Words

Clap these words according to their sounds. Then, say the beginning sounds of each word.

	table		TV		curtain
	chair		sofa		window
	fridge		lamp		toilet

Sounds

Say these words and listen to the beginning sounds:

t

test


table

tee

tree

Practise in pairs

Point to the pictures and tell you friend:



This is a stove.



This is a window.



This is a table.



This is a lamp.

Clap

Clap these words according to their sounds.



bed



room



cur



tain



win



dow



ta



ble

Walk and talk

Mime something you do in your house. Let your friends guess what you are doing.

Say:
You are cooking.



20

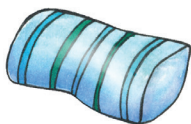
Let's write

Tick the pictures that go in the kitchen in red ✓, the bedroom ones in blue ✓ and the bathroom ones in green ✓.

☐

☐

☐

☐

☐


☐

☐

☐

☐

☐

☐

☐




1	 boy STICKER girl STICKER birthday	STICKER face STICKER body STICKER backpack	STICKER three STICKER seven STICKER nine
2	STICKER bike STICKER road STICKER bed	STICKER boots STICKER goal STICKER foot	STICKER bowl STICKER spoon STICKER book
3	STICKER soap STICKER shampoo STICKER toothbrush	STICKER water STICKER comb STICKER face cloth	STICKER hair STICKER hand STICKER teeth
4	STICKER happy STICKER sad STICKER angry	STICKER cry STICKER smile STICKER play	STICKER friends STICKER pet STICKER picnic basket
5	STICKER run	STICKER slide	STICKER jump

2

Paste the stickers in the correct places.

3

Point to each picture and then ask your friend:

What is this?

5

STICKER

read

STICKER

swing

STICKER

swim

6

STICKER

stove

STICKER

cake

STICKER

dish cloth

STICKER

rolling pin

STICKER

cupcake

STICKER

dough

STICKER

pan

STICKER

flour

STICKER

cookie cutter

7

STICKER

mother

STICKER

sister

STICKER

aunt

STICKER

father

STICKER

grandmother

STICKER

uncle

STICKER

brother

STICKER

grandfather

STICKER

cousin

8

STICKER

children

STICKER

hut

STICKER

animals

STICKER

family

STICKER

goat

STICKER

flowers

STICKER

baby

STICKER

cow

STICKER

vegetables

9

STICKER

table

STICKER

TV

STICKER

curtain

STICKER

chair

STICKER

sofa

STICKER

window

STICKER

fridge

STICKER

lamp

STICKER

toilet

Let's Talk

Look at the picture and talk about what you see.



Good morning. How are you today?
 Can I have some milk please.
 How much does it cost?
 Thank you.

Words

Clap these words according to their sounds. Then, say the beginning sounds of each word.

	money		shopkeeper		toilet paper
	change		oil		toothpaste
	shopping bag		sugar		dishwashing liquid

Sounds

Say these words and listen to the beginning sounds:

W

week

win

water

wear

Practise in pairs

Practise the role play with your friend.

How much does it cost?



A: How much does the milk cost?

B: It costs R20



A: How much does the bread cost?

B: It costs _____.



A: How much does the oranges cost?

B: It costs _____.

Practise with Pule and Pam

What do you want to buy?



I need bread and milk.



Clap

Clap these words according to their sounds.



mor



ning



su



gar



shop



keep



er

Let's write

What will you buy?



Shopping list



bread



milk



carrots



mealie meal



sugar



spinach



Check yourself. Paste the stickers on page 40.

40



Today we went to a dress shop.
Wow! Look at that yellow and blue dress.
How much does it cost?

Words

Clap these words according to their sounds. Then, say the beginning sounds of each word.

	dress		socks		shirt
	skirt		t-shirt		shorts
	shoes		handbag		hat

Sounds




Say these words and listen to the beginning sounds:

h	hat	hot
	hit	hut

Practise in pairs

Practise the role play with your friend.









May I have ... please?

 R55	May I have a dress please? How much does it cost?
 R40	May I have a skirt please? How much does it cost?
 R25	May I have a t-shirt please? How much does it cost?

Clap

Clap these words according to their sounds.



 shop	 ping	 hand	 bag
 t-	 shirt	 jer	 sey

Practise with Pule and Pam

I like the jeans.

I like the _____.



Check yourself. Paste the stickers on page 40.

40

Let's write

Fill in the missing letters to complete the words.

 dr__ss	 sh__rts
 sk__rt	 sh__s
 __-shirt	 je__n

Let's Talk










Look at the picture and talk about what you see.



I go to the shop. I fill my trolley with food for my family. I buy bread, milk, mealies and cabbage. I do not buy sweets.

Words

Clap these words according to their sounds. Then, say the beginning sounds of each word.

	bread		carrots		chips
	orange juice		spinach		cake
	Coke		pineapple		sweets

Sounds

Say these words and listen to the beginning sounds:

V

very

van

vase

vet

Practise in pairs

Practise the role play with your friend.



A: May I have some orange juice please.

B: Yes, here you are.

A: Thank you.



A: How much does the milk cost?

B: R20

A: Thank you.

Let's write

Complete these sentences:

I like _____.

I don't like _____.



Check yourself. Paste the stickers on page 40.

40

Clap

Clap these words according to their sounds.



car



rots



o



range



spin



ach



pine



ap

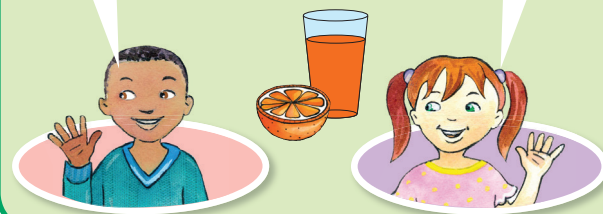


ple

Practise with Pule and Pam

I like juice.

I don't like _____.



Walk and talk

Ask 5 friends if they like these foods. Say:

Do you like _____?

Coke	✓				
cake					
sweets					
apples					
carrots					
fish					
orange juice					
milk					

Let's Talk

Look at the picture and talk about what you see.



We learn to read.



We learn to play together.

We learn to help each other.

We like to learn to speak English.

Words

Clap these words according to their sounds. Then say the sound that the word end with.

	teacher		eraser		pen
	chalk board		school bag		pencil
	desk		school		ruler

Sounds

Say these words and listen to the beginning sounds:

j

jam

job

jet

jar

Practise in pairs

Practise the role play with your friend. Ask:


What is in your schoolbag?




This is my pen.



This is my ruler.



This is my pencil.



This is my scissors.

Clap

Clap these words according to their sounds.



ru



ler



teach



er



pen



cil



e



ra



ser

Practise with Pule and Pam

I like school.



I learn to read and write.



Check yourself. Paste the stickers on page 40.

40

Walk and talk

Ask 3 friends to show you what is in their school bags.

Say: This is my ____.



Let's write

Fill in the missing words.

ruler

pencil

scissors

pen



I write with my ____.



I cut with my ____.



I draw with my ____.



I draw a line with my ____.








Look at the picture and talk about what you see.



We go to school to learn.
We eat good food when we are hungry.
Thank you for the food.

Words

Clap these words according to their sounds. Then, say the beginning sounds of each word.

	pot		plate		apples
	table		food		oranges
	bowl		eat		bananas

Sounds

Say these words and listen to the beginning sounds:

y

yellow

you

yacht

yes

Practise in pairs

Point to the picture and then thank your friend:

Thank you for the food.



Thank you for the apple.



Thank you for the orange.



Thank you for the banana.

Walk and talk

Ask 3 friends: What are you doing?

Clap

Clap these words according to their sounds.



learn



ing



hun



gry



eat



ing



ba



na



na

Practise with Pule and Pam

What are you doing?



We are eating bread.



Check yourself. Paste the stickers on page 40.

40

Let's write

Fill in the missing words.



The food is _____ the pot.




The pots are _____ the table.



The teachers are _____ the table.



The children are _____ of the table.



Let's Talk

Look at the picture and talk about what you see.



Today is clean-up day at school.
We all help to clean the playground.
Oh, look at the frog!

Words

Clap these words according to their sounds. Then, say the beginning sounds of each word.

	broom		litter		paper
	bin bag		garbage bin		glass
	wheel barrow		recycle bin		plastic

Sounds

Say these words and listen to the beginning sounds:

C

cat

cry

clean

clothes

Practise in pairs

Point to the picture and ask your friend?

What can you bring for the clean-up?



I will bring a broom.



I will bring a spade.



I will bring a bin bag.

Clap

Clap these words according to their sounds.



show



el



clean



up



dust



bin



plas



tic

Practise with Pule and Pam



Point to the different things in your school bag and tell you friend what colour it is.



Check yourself. Paste the stickers on page 40.

40

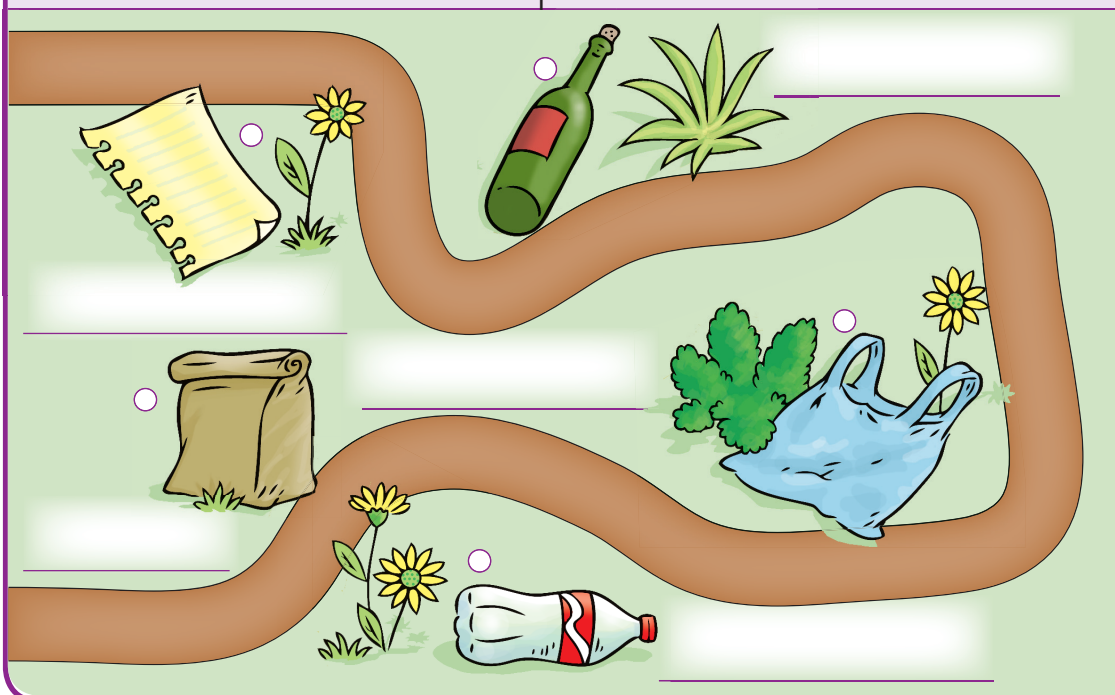
Let's write

Walk along the path and write down what kind of litter you see. Then draw a line to show in which bin to put it.

paper

plastic

glass



Look at the picture and talk about what you see.



I don't like rain, I don't like wind. I don't like clouds.
I like warm sunny days and my big sun hat!

Words

Clap these words according to their sounds. Then, say the beginning sounds of each word.

	rain coat		jersey		sun hat
	umbrella		rain		sun glasses
	boots		rainbow		sandals

Sounds

Say these words and listen to the vowel sounds:

u	up	sun
	duck	cup

Clap

Clap these words according to their sounds.



win	dy	rai	ny
clou	dy	sun	ny


Practise in pairs

Tell your friend what you enjoy doing on a rainy day and what you enjoy doing on a sunny day.

	On a rainy day I watch TV.
	On a sunny day I ride my bike.

Let's sing

Sing this song with your friends.



Rain, rain go away.
Come again another day.
Little children want to play.
Stay away for just one day.









Check yourself. Paste the stickers on page 40.

40

Let's write

Fill in the missing words.

		When it's cold I wear a _____ and a _____.
		When it's hot I wear a _____ and a _____.
		When it rains I wear a _____ and use a _____.

hat raincoat umbrella
jacket sun hat sandals










Look at the picture and talk about what you see.



Today is very cold. Look at the snow.
 Today is windy. Let's fly a kite.
 Today is hot and sunny. Let's swim.

Words


Clap these words according to their sounds. Then, say the beginning sounds of each word.

	gloves		hat		costume
	coat		kite		cap
	scarf		pool		shorts

Let's Talk

Look at the pictures and talk about what you see.

I like spring.
I like to see
the baby
birds and
lams.



I like summer. I like
to play in the
sunshine.



I like
winter.
I like to sit
at the fire.



I like
autumn.
I like to walk
on the dry leaves.



Words

Clap these words according to their sounds. Then, say the beginning sounds of each word.

	winter		autumn		fire
	summer		spring		hot
	leaves		baby bird		cold

Sounds

Say these words and listen to the beginning sounds:

W

winter

wind

warm

walk

Clap

Clap these words according to their sounds.



sum



mer



win



ter



aut



umn



spr



ing

Practise in pairs

Draw a picture showing what you like to do in the seasons.

Show your pictures to your friend and tell him or her what you have drawn.

SUMMER

WINTER

Let's write

Write a sentence about one of your pictures.

Let's write

Spring

Summer

Autumn

Winter

Answer the questions.

Which season do you like best?

In which season is your birthday?



Check yourself. Paste the stickers on page 40.

40



11



money

STICKER

shopkeeper

STICKER

toilet paper

STICKER

change

STICKER

oil

STICKER

toothpaste

STICKER

shopping bag

STICKER

sugar

STICKER

dishwashing liquid

12

STICKER

dress

STICKER

socks

STICKER

shirt

STICKER

skirt

STICKER

t-shirt

STICKER

shorts

STICKER

shoes

STICKER

handbag

STICKER

hat

13

STICKER

bread

STICKER

carrots

STICKER

chips

STICKER

orange juice

STICKER

spinach

STICKER

cake

STICKER

Coke

STICKER

pineapple

STICKER

sweets

14

STICKER

teacher

STICKER

eraser

STICKER

pen

STICKER

chalk board

STICKER

school bag

STICKER

pencil

STICKER

desk

STICKER

school

STICKER

ruler

15

STICKER

pot

STICKER

table

STICKER

plate

2

Paste the stickers in the correct places.

3

Point to each picture and then ask your friend:

What is this?

15

STICKER

food

STICKER

eat

STICKER

apples

16

STICKER

broom

STICKER

litter

STICKER

paper

STICKER

bin bag

STICKER

garbage bin

STICKER

glass

STICKER

wheel barrow

STICKER

recycle bin

STICKER

plastic

17

STICKER

rain coat

STICKER

jersey

STICKER

sun hat

STICKER

umbrella

STICKER

rain

STICKER

sun glasses

STICKER

boots

STICKER

rainbow

STICKER

sandals

18

STICKER

gloves

STICKER

hat

STICKER

costume

STICKER

coat

STICKER

kite

STICKER

cap

STICKER

scarf

STICKER

pool

STICKER

shorts

19

STICKER

winter

STICKER

autumn

STICKER

fire

STICKER

summer

STICKER

spring

STICKER

hot

STICKER

leaves

STICKER

baby bird

STICKER

cold

Look at the picture and talk about what you see.










tractor



We visit our grandmother on the farm.
She has many animals.
She grows fruit and vegetables.

Words

Clap these words according to their sounds. Then, say the beginning sounds of each word.

	tractor		sunflower		green beans
	farmer		pineapple		onion
	fruit tree		pear		pumpkin

Sounds

Say these words and listen to the beginning sounds:

f

farm

fun

fan

fat

Practise in pairs

Point to the picture and ask your friend?

What is your favourite fruit?



I like pineapple.



I like pears.



I like pumpkin.

Walk and talk

Ask your friend to:

Gallop like a




horse

Stomp like a



cow

Roll like a



pig

Strut like a



rooster

Hop like a



bunny

Waddle like a



duck



Check yourself. Paste the stickers on page 60.


60

Let's write

Tick the foods that come from **milk** in **blue** ✓. Tick the **meat** products in **red** ✓. Tick the **fruit** and **vegetables** in **green** ✓.

☐

☐

☐

☐

☐

☐

☐

☐

☐

☐

☐

☐

☐

☐

☐

☐


Let's Talk










Look at the picture and talk about what you see.



I went to a dairy farm and I saw cows.
I like cheese and chocolate.
I like yogurt and ice cream

Words

Clap these words according to their sounds. Then, say the beginning sounds of each word.

	milk		icecream		milk can
	cheese		yogurt		fence
	butter		chocolate		windmill

Sounds

Say these words and listen to the beginning sounds:

C

cow

calf

cut

cat

Practise in pairs

Point to the picture and ask your friend?



Do you like yogurt?



Do you like chocolate?



Do you like cheese?



Do you like ice cream?

Clap

Clap these words according to their sounds.



but



ter



yo



gurt



far



mer



yel



low

Practise with Pule and Pam

Do you like cheese?

Yes, I like cheese.




Check yourself. Paste the stickers on page 60.

60

Let's write

Use the numbers to help you to colour this picture.



1 yellow


2 brown

3 blue

4 black

5 green

6 red












Let's Talk

Look at the picture and talk about what you see.

Some animals help us carry our things.
They take us to school.
We need to care for them so that they can help us.

Words

Clap these words according to their sounds. Then, say the beginning sounds of each word.

	hay		corn field		kraal
	donkey		ox		horse
	donkey cart		plough		saddle

Sounds

Say these words and listen to the beginning sounds:



ox

over

on

open

Practise in pairs

Tell your friend what these animals do.



The farmer rides a horse.



The ox pulls the plough.



He goes to school on a donkey cart.

Clap

Clap these words according to their sounds.



don



key



help



ing



ca



ry



ing



a



ni



mal

Practise with Pule and Pam

Do you have a pet?

Yes I have a _____.



Check yourself. Paste the stickers on page 60.

60

Let's write

Draw a line to match the animal / machine with the object.

donkey



ox



horse



tractor



plough



saddle



trailer



cart

Look at the picture and talk about what you see.



We play, we climb.

We jump, we run, we skip and we move.

Exercise keeps us healthy.

Words

Clap these words according to their sounds. Then, say the beginning sounds of each word.

	kick		jump		swing
	run		climb		wheelchair
	throw		walk		jungle gym

Sounds

Say these words and listen to the beginning sounds:

S

swim

sing

sit

sat

Practise in pairs

Point to the picture and then ask your friend:

What am I doing?



You are **swimming**.



You are **swinging**.



You are **riding** a bike.



You are **kicking** a ball.

Clap

Clap these words according to their sounds.



swimm

ing



jump

ing



rac

ing



ex

er

cise

Walk and talk

Mime a sport and ask your friends to tell you what you are doing.



Practise with Pule and Pam



What are you doing?

I am throwing a ball.



Check yourself. Paste the stickers on page 60.


60

Let's write

Look at the pictures and write the words.



You are _____.



You are _____.



You are _____.



You are _____.



You are _____.



Let's Talk

Look at the picture and talk about what you see.







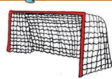


goal post

coach

We had fun at sportsday.
Then it started to rain.
We all ran to class.

Words

Clap these words according to their sounds. Then, say the beginning sounds of each word.

	goalpost		tennis		running shoes
	soccer		net		water bottle
	goal		swimming		cold drink

Sounds

Say these words and listen to the beginning sounds:

S

sport

short

shoe

sock

Practise in pairs

Point to the picture and then tell your friend:



They are **swimming**.



They are **running**.



He is **hitting** the ball.



It is **raining**.

Clap

Clap these words according to their sounds.



catch

ing



cheer

ing



throw

ing



ath

le

tics

Practise with Pule and Pam



What are you doing?

I am throwing a ball.



Check yourself. Paste the stickers on page 60.

60

Let's write

Draw a line to match the sport with the object.



tennis




rugby



swimming



athletics



cricket



netball

bat



netball




rugby ball



running shoes



racket




goggles



Let's Talk

Look at the picture and
talk about what you see.



rugby


We play rugby.
We play netball.
Catch the ball.

netball



tennis










We play soccer. Kick the ball.
We play tennis. Hit the ball.
We are swimming.



swimming

Words

Clap these words according to their sounds. Then, say the beginning sounds of each word.

	soccer ball		netball		netball post
	rugby ball		tennis ball		swimming cap
	rugby shirt		racket		goggles

Sounds

Say these words and listen to the beginning sounds:

h

hat

hot

hit

hut

Practise in pairs

Point to the picture and then tell your friend:



He is **kicking** the ball.



She is **throwing** the ball.



He is **running** with the ball.



She is **swimming**.

Clap

Clap these words according to their sounds.



soc



cer



rug



by



ten



nis



net



ball

Practise with Pule and Pam



What sports do you like?

I play rugby.

I play netball.



Check yourself. Paste the stickers on page 61.

61

Let's write

Fill in the missing words that fits with the pictures.



We are playing _____
with a soccer ball.



We are playing _____
with a rugby ball.



We are playing _____
with rackets.



We are playing _____
with a netball.

Let's Talk

Look at the picture and talk about what you see.











I see a big cow.
I see a little lamb.
I see a small chick.

I see a brown horse.
I see a fat pig.
What can you see?

Sounds

Clap these words according to their sounds. Then, say the beginning sounds of each word.

	lamb		pig		frog
	horse		goat		rabbit
	cow		duck		bee

Sounds

Say these words and listen to the vowel sounds:

u	up	sun
	duck	cup

Practise in pairs










Point to the pictures and tell your friend the name of the big and small animals.

	This is a cow .
	This is a goat .
	This is a horse .
	This is a duck .
	This is a donkey .

Clap

Clap these words according to their sounds.



 pig	 let	 duck	 ling	
 don	 key	 a	 ni	 mal

Practise with Pule and Pam

I see a cow
and a goat.

I see a duck
and a pig.







Check yourself. Paste the stickers on page 61.

61

Let's write

Fill in the correct animal name.

	The _____ is eating.
	The _____ is swimming.
	The _____ is drinking.
	The _____ is flying.

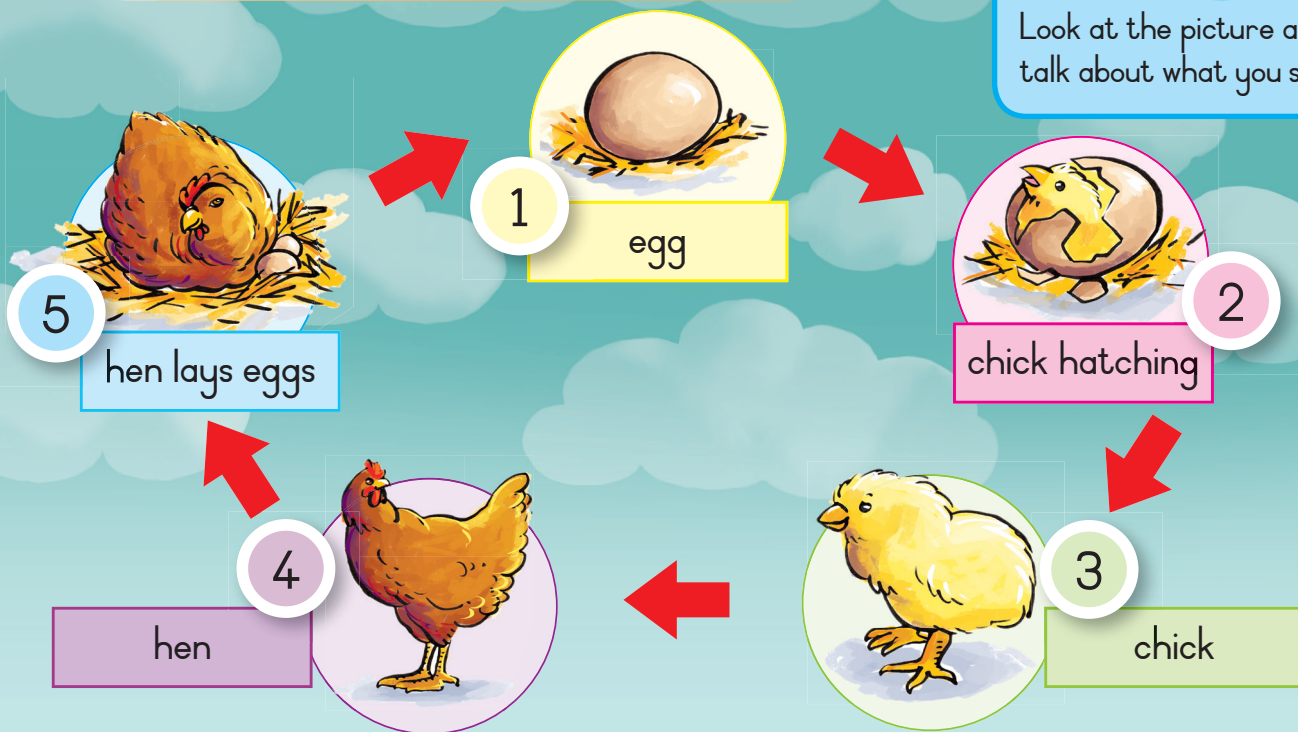
Walk and talk

Ask 5 friends:
What sound does a
_____ make?



Let's Talk

Look at the picture and talk about what you see.



The hen lays an egg.
The chick hatches from the egg.
The chick becomes a hen.

Sounds

Clap these words according to their sounds. Then, say the beginning sounds of each word.

	bird		rooster		feather
	hen		eggs		hatch
	chick		nest		ostrich




Sounds

Say these words and listen to the vowel sounds:

e	egg	nest
	hen	pen

Practise in pairs









Tell your friend what is happening in the picture on the opposite page.
Say:

	First the hen lays an egg.
	Then the chick hatches from the egg.
	Then ...

Clap

Clap these words according to their sounds.



 chick	 en	 roos	 ter
 yell	 ow	 hatch	 ing

Practise with Pule and Pam



Good morning Pam.



Good morning ____.



Check yourself. Paste the stickers on page 61.

61

Let's sing

Sing this song with your friends.



Two little dicky birds sitting on the wall
one named Peter and one named Paul.

Fly away Peter,
Fly away Paul.
Come back Peter,
Come back Paul.



Let's Talk










Look at the picture and talk about what you see.



We go to the Kruger Park.
We see a big elephant. We see a tall giraffe.
We see a fat hippo.

Words

Clap these words according to their sounds. Then, say the beginning sounds of each word.

	elephant		hippo		snake
	rhino		leopard		tortoise
	monkey		crocodile		giraffe




Sounds

Say these words and listen to the vowel sounds:

i	in	fin
	pig	pin

Practise in pairs










Point to the pictures and tell your friend the name of the wild animals.

	This is an elephant .
	This is a hippo .
	This is a zebra .
	This is a snake .
	This is a tortoise .
	This is a rhino .

Clap





Clap these words according to their sounds.



 mon	 key	 gi	 raffe	
 leo	 pard	 e	 le	 phant

Walk and talk

Ask your friend to:

Walk like an  elephant	Slither like a  snake
Swim like a  crocodile	Jump like a  zebra






Check yourself. Paste the stickers on page 61.

61

Let's write

Fill in the correct animal name.

	The _____ elephant.
	The _____ giraffe.
	The _____ tortoise.


tall

big

slow

Walk and talk

Ask your friend:
What animal is tall, or
slow, or fat?





21



tractor

STICKER

sunflower

STICKER

green beans

STICKER

farmer

STICKER

pineapple

STICKER

onion

STICKER

fruit tree

STICKER

pear

STICKER

pumpkin

22

STICKER

milk

STICKER

icecream

STICKER

milk can

STICKER

cheese

STICKER

yogurt

STICKER

fence

STICKER

butter

STICKER

chocolate

STICKER

windmill

23

STICKER

hay

STICKER

corn field

STICKER

kraal

STICKER

donkey

STICKER

ox

STICKER

horse

STICKER

donkey cart

STICKER

plough

STICKER

saddle

24

STICKER

kick

STICKER

jump

STICKER

swing

STICKER

run

STICKER

climb

STICKER

wheelchair

STICKER

throw

STICKER

walk

STICKER

jungle gym

25

STICKER

goalpost

STICKER

soccer

STICKER

running shoes

2

Paste the stickers in the correct places.

3

Point to each picture and then ask your friend:

What is this?

25

STICKER

tennis

STICKER

net

STICKER

water bottle

26

STICKER

soccer ball

STICKER

rugby shoes

STICKER

netball post

STICKER

rugby ball

STICKER

tennis ball

STICKER

swimming cap

STICKER

rugby shirt

STICKER

racket

STICKER

goggles

27

STICKER

lamb

STICKER

pig

STICKER

frog

STICKER

horse

STICKER

goat

STICKER

rabbit

STICKER

cow

STICKER

duck

STICKER

bee

28

STICKER

bird

STICKER

rooster

STICKER

feather

STICKER

hen

STICKER

eggs

STICKER

hatch

STICKER

chick

STICKER

nest

STICKER

ostrich

29

STICKER

elephant

STICKER

hippo

STICKER

snake

STICKER

rhino

STICKER

leopard

STICKER

tortoise

STICKER

monkey

STICKER

crocodile

STICKER

giraffe

Look at the picture and talk about what you see.



Jabu and his family like to grow vegetables.

A naughty goat ate their vegetables.










We must chase the goat away.

We must fix the fence.




Words

Clap these words according to their sounds. Then, say the beginning sounds of each word.

	vegetable garden		vegetables		potato
	goat		peas		tomato
	fence		cabbage		mealie

Sounds

Say these words and listen to the vowel sounds:

	on	orange
	pot	potato

Practise in pairs

Ask your friend:


What am I?

I am brown. I have four legs and two horns.

I am brown and I grow underground.

I am orange and I grow underground.





I am orange and you can pour me.









Clap

Clap these words according to their sounds.



			
cab	bage	mea	lie

					
tom	a	to	pot	a	to

Practise with Pule and Pam



How are you?



I am fine thank you.











Check yourself. Paste the stickers on page 80.

80

Answers: (1) a goat, (2) a potato, (3) a carrot, (4) orange juice

Let's write

Fill in like or don't like.

			like	don't like
	I <u>like</u> orange juice.		I _____	potatoes.
	I _____		I _____	mealies.
	I _____		I _____	spinach.
	I _____		I _____	onions.

Look at the picture and talk about what you see.



Peanut butter and banana sandwich

What you will need:



2 slices of bread
peanut butter



1 banana

margarine

a knife and a plate












1. Spread some margarine on each slice of bread.
2. Spread some peanut butter on one slice.
3. Cut banana in slices. Put the banana slices on the bread.
4. Put the two slices of bread together.
5. Eat your sandwich!



Words

Clap these words according to their sounds. Then, say the beginning sounds of each word.

	bread		margarine		bowl
	banana		jam		plate
	peanut butter		grapes		knife

Sounds

Say these words and listen to the beginning sounds:

t

ten

tin

top

tap

Practise in pairs

Practise the role play with your friend.

Can you?



A: Can you make a sandwich?

B: Yes I can.



A: Can you make a cake?

B: No I can't.

Clap

Clap these words according to their sounds.



sand



wich



pea



nut



but



ter



ba



na



na

Practise with Pule and Pam

Tell Pule what you can make.



Check yourself. Paste the stickers on page 80.

80


Let's write

one

two


knife

Fill in the correct word in the spaces provided.



How much bread do you need?

You need _____ slices.



How many bananas do you need?

You need _____ banana.



What do you need to cut the sandwich?

You need a _____.



Let's Talk

Look at the picture and talk about what you see.



You must look both ways when you cross.










Stop, look right and look left.
Look right again. Then cross.

Practise in pairs

Show your friend how to go from school to 3 different places on the map.

Words

Clap these words according to their sounds. Then, say the beginning sounds of each word.

	stop sign		red		left
	robot		yellow		right
	zebra crossing		green		bicycle

Sounds

Say these words and listen to the end sounds:

r

car

star

far

tar

Clap

Clap these words according to their sounds.



yel

low



cross

ing



zeb

ra



bi

cy

cle

Practise in pairs

Point to the picture and then ask your friend:

What is this?



This is a robot.



This is a stop sign.



This is a bicycle.



This is a car.

Walk and talk

Show three friends how to cross the road.
Show them how to look right and left.



left

right

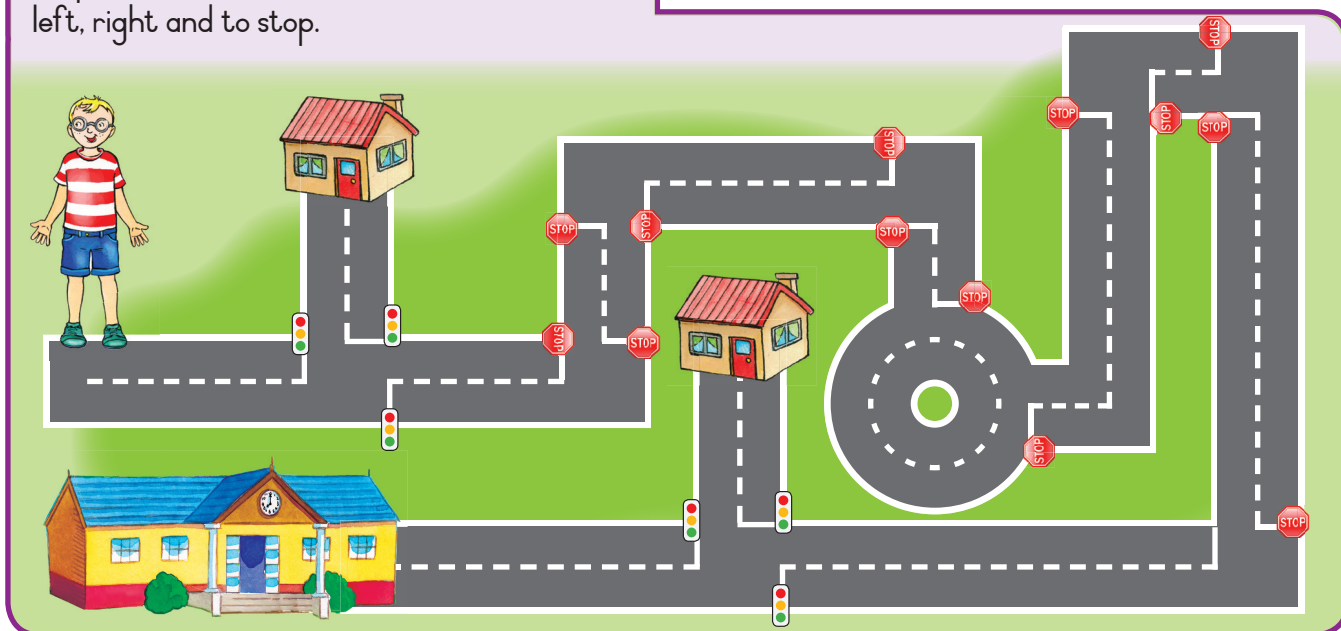
Let's write

Help Tim walk to school. Tell him when to turn left, right and to stop.



Check yourself. Paste the stickers on page 80.

80



Let's Talk










Look at the picture and talk about what you see.



Sam goes to school on his bicycle.
 Jabu rides to school on the donkey cart.
 I go to school by bus. My friend walks to school.

Words

Clap these words according to their sounds. Then, say the beginning sounds of each word.

	car		train		truck
	bus		bicycle		ambulance
	taxi		walking		fire engine

Sounds

Say these words and listen to the end sounds:

S

school

ship

street

sound

Let's sing

Sing this song.



The wheels of the bus goes
round and round,
round and round,
round and round.

The wheels of the bus goes
round and round,
All day long.


Clap

Clap these words according to their sounds.



tax

i



mo



tor



bike



bi



cy



cle



am



bu



lance

Walk and talk

Ask 5 friends how they go to school. Say:

Do you go by _____?

taxi



bus

car

bicycle



Check yourself. Paste the stickers on page 80.

80

Let's draw

Draw a picture to show how you go to school each day. Then, look at the drawings of the other children and see who uses the same transport that you use.










Look at the picture and talk about what you see.



I wish I could go on an aeroplane or a train.
I wish I can go on a sailboat.
What do you wish?

Words

Clap these words according to their sounds. Then, say the beginning sounds of each word.

	sailboat		aeroplane		motorbike
	ship		helicopter		donkey cart
	motorboat		rocket		bakkie

Sounds

Say these words and listen to the end sounds:

W

water

wet

when

who

Practise in pairs

Point to the picture and then ask your friend:

What am I doing?



You are eating.



You are walking.



You are riding a bicycle.

Clap

Clap these words according to their sounds.



sail

boat



he

li

cop

ter



mo

tor

boat



aer

o

plane

Walk and talk

Ask 3 friends:

What are you doing?



Check yourself. Paste the stickers on page 81.

81

Let's write

Tick the **water** transport in **blue** ✓. Tick the **land** transport in **red** ✓. Tick the **air** transport in **green** ✓.

☐

☐

☐

☐

☐

☐

☐

☐

☐

☐

☐

☐

☐

☐

☐

☐


Let's Talk

Look at the picture and talk about what you see.

Let's sing

Happy birthday to you,
happy birthday to you,
happy birthday dear friend,
happy birthday to you.

Words

Clap these words according to their sounds. Then, say the beginning sounds of each word.



candles



balloons



chips

birthday cake



present



cold drink

Sounds

Say these words and listen to the end sounds:

b

birthday

balloon

boy

blue

Practise in pairs

Practise the role play with your friend.

A: Hello what's your name?

B: Joe.

A: When is your birthday?

B: 5 March.

A: What grade are you in?

B: Grade 3.

A: What school are you in?

B: I am in _____.

Clap

Clap these words according to their sounds.



can



dles



bal



loons



pre



sent



birth



day

Practise with Pule and Pam

I like school.



I learn to read and write.

Walk and talk

Ask 3 friends:

When is your birthday?

What grade are you in?



Check yourself. Paste the stickers on page 81.

81

Let's write

Fill in the missing words.

My birthday is on _____.

I am in grade _____.

Let's Talk

Look at the picture and talk about what you see.



Sounds

Say these words and listen to the end sounds:

m

month

more

May

March

Let's sing

Sing this song with your friends.

January, February,
March, April, May,
June, July!
August, September,
October, November,
December!

Clap

Clap these words according to their sounds.



Ap

ril



Ju

ly



Jan

u

a

ry



Feb

ru

a

ry

Practise with Pule and Pam



When is your birthday?



My birthday is _____.

Let's write

Ask 5 friends when their birthdays are. Fill in the dates.

Name:	Day:	Month:

mechanic



builder



nurse



vet



police



cook



fire fighter



postman



butcher



teacher



Let's Talk

Look at the picture and talk about what you see.

The mechanic fixes our car.

The builder builds our house.

The cook makes a loaf of hot bread. We love hot bread.

Words

Clap these words according to their sounds. Then, say the beginning sounds of each word.



cook



fireman



mechanic



doctor



builder



postman

Sounds










Say these words and listen to the beginning sounds:

	lot	lit
	let	lock

Clap

Clap these words according to their sounds.



 build	 er	 but	 cher	
 po	 lice	 me	 cha	 nic

Let's write

Fill in the phone numbers.
Read the numbers to your friend.



Police:



Ambulance:



Fire brigade:



Your parent:



Let's write

Find the way to the burning house.



Check yourself. Paste the stickers on page 81.

81




Let's Talk

Look at the picture and talk about what you see.



Thank you
teacher.
I am happy.



Thank you teacher.
I can now speak
English.



Words

Clap these words according to their sounds. Then, say the beginning sounds of each word.



flowers



teacher



book



card



student



pen

Sounds

Say these words and listen to the beginning sounds:

t

teacher

ten

tin

top

Practise in pairs

Say thank you to your friend.



Thank you for the
book.



Thank you for the
flowers.

Clap

Clap these words according to their sounds.



flow



ers



tea



cher



Eng



lish



hap



py

Practise with Pule and Pam



Thank you teacher
for ____.



Check yourself. Paste the stickers
on page 81.

81

Let's write

Draw a picture and write a thank you message to your teacher.

Dear teacher

Thank you for teaching me to
speak English.

From _____



31



vegetable garden

STICKER

vegetables

STICKER

potato

STICKER

goat

STICKER

peas

STICKER

tomato

STICKER

fence

STICKER

cabbage

STICKER

mealie

32

STICKER

bread

STICKER

margarine

STICKER

bowl

STICKER

banana

STICKER

jam

STICKER

plate

STICKER

peanut butter

STICKER

grapes

STICKER

knife

33

STICKER

stop sign

STICKER

red

STICKER

left

STICKER

robot

STICKER

yellow

STICKER

right

STICKER

zebra crossing

STICKER

green

STICKER

bicycle

34

STICKER

car

STICKER

train

STICKER

truck

STICKER

bus

STICKER

bicycle

STICKER

ambulance

STICKER

taxi

STICKER

walking

STICKER

fire engine

2

Paste the stickers in the correct places.

3

Point to each picture and then ask your friend:

What is this?

35

STICKER

sailboat

STICKER

aeroplane

STICKER

motorbike

STICKER

ship

STICKER

helicopter

STICKER

donkey cart

STICKER

motorboat

STICKER

rocket

STICKER

bakkie

36

STICKER

candles

STICKER

balloons

STICKER

chips

STICKER

birthday cake

STICKER

present

STICKER

cold drink

38

STICKER

cook

STICKER

fireman

STICKER

mechanic

STICKER

doctor

STICKER

builder

STICKER

postman

39

STICKER

flowers

STICKER

teacher

STICKER

book

STICKER


card

STICKER

student

STICKER

pen



Everyday phrases

