

WORKBOOK

Second Additional Language

Grade
2

1

At school

Week 1	We learn.....	2
Week 2	We play	4
Week 3	The school bell rings.....	6

My family

Week 4	Look who is here	8
Week 5	Eating eating.....	10
Week 6	Fun time	12

Transport

Week 7	Going to school	14
Week 8	Travelling on holiday	16
Week 9	Getting around	18
Week 10	Check yourself	20

2

Home safety

Week 11	Being safe	22
Week 12	Being careful	24
Week 13	An accident	26

People who help us

Week 14	People who help.....	28
Week 15	At the doctor	30
Week 16	Fire	32

Wild animals

Week 17	The big five	34
Week 18	At the zoo.....	36
Week 19	A night walk.....	38
Week 20	Check yourself	40

3

At the farm

Week 21	Farm animals	42
Week 22	The vegetable garden	44
Week 23	Animals and products.....	46

Shopping

Week 24	Shopping for food.....	48
Week 25	Shopping for clothes	50
Week 26	Shopping in town	52

Celebrations

Week 27	Birthday party.....	54
Week 28	Wedding	56
Week 29	It's Heritage day.....	58
Week 30	Check yourself	60

4

Sport

Week 31	Fun day.....	62
Week 32	The games we play	64
Week 33	We learn to swim.....	66

People who help

Week 34	The jobs people do	68
Week 35	Getting help	70
Week 36	Jabu hurts himself	72

Celebrate with friends

Week 37	The school market	74
Week 38	The school concert.....	76
Week 39	Thank you teacher	78
Week 40	Check yourself	80









Sounds

Clap these words according to their sounds. Then, say the beginning sounds of each word.

	singing		pen		exercise book
	painting		pencil		glue
	counting		eraser		paint brush
	cutting		ruler		crayons
	reading		computer		scissors
	writing		school bag		paints

Practise in pairs

Point to the pictures and then ask your friend:

What are you doing?	What is this?
 I am writing .	 This is my pen .
 I am singing .	 This is my _____.
 I am painting .	 This is my _____.

Practise with Pule and Pam


Make your handpuppet from the cutouts pages.
Pule can only speak English, so please speak English to Pule.



Hello, what's
your name?









Make your own puppet






Sounds

Clap these words according to their sounds. Then, say the beginning sounds of each word.

	skipping		running		kicking
	climbing		swinging		catching



Practise in pairs

Point to the pictures and then ask your friend:

What are you doing?

What is this?



I am swimming.



This is my ball.



I am eating.



This is my _____.

Let's Talk

What is your name?

My name is Anna.

Let's play soccer.










Ok.





Sounds

Clap these words according to their sounds. Then, say the beginning sounds of each word.

	teacher		boy		bus
	scholar patrol		girl		bicycle
	friends		bus driver		taxi

Practise in pairs

Point to the pictures and then ask your friend:

Who is this?



This is the
teacher.

What is this?



This is a **bus**.



This is a _____.



Let's write

Write the missing words:

This is my _____.



This is my _____.



I come to school by _____.



I come to school by _____.



Let's Talk



Good morning teacher.

Good morning Pam.



Practise with Pule and Pam



Hello, what's your name?
















My name is _____.





Sounds

Clap these words according to their sounds. Then, say the beginning sounds of each word.

	mother		grandmother		helper
	father		grandfather		cake
	brother		aunt		present
	sister		cousin		chair
	baby		Brenda		coffee

Practise in pairs

Point to the picture and then tell your friend:



This is my **mother**.

This is my _____.

This is my _____.

This is my _____.

Practise with Pule and Pam

How old are you?



I am _____.



Let's draw



Draw your own family.

Let's Talk

Look at Anna's family.



























1. Who has a **teddy bear**?
2. Who has a **cake**?
3. Who is wearing **glasses**?
4. Who is drinking **coffee**?
5. Who has a **present**?



Sounds

Clap these words according to their sounds. Then, say the beginning sounds of each word.

	porridge		tea		bottle
	eggs		clock		mop
	juice		table		bucket
	bread		table cloth		plate
	jam		stove		cupboard
	knife		glass		frying pan
	fork		cup		kettle
	spoon		saucer		milk

Practise with Pule and Pam



Hello, what's your name?



Let's write

Write the missing words:

He eats _____.



She eats _____.



I eat _____.



We eat _____.



I like _____.



I drink _____.





Sounds

Clap these words according to their sounds. Then, say the beginning sounds of each word.

	window		telephone		newspaper
	curtains		computer		magazine
	cushion		TV		book
	sofa		coffee table		carpet
	lamp		plug		blocks

Let's Talk

Point to the picture and then ask your friend:

1. Who is doing homework?
2. Who is watching the television?
3. Who is using the computer?
4. Who is on the phone?
5. Who is reading?
6. Who is dusting?
7. Where is the magazine?

Practise with Pule and Pam

What are you doing?



I am speaking English.



Let's write

Look at the pictures and write the missing words:

This is Nomsa's _____.



This is Tim's _____.



This is Nomsa's _____.



This is Tim's _____.



This is Nomsa's _____.



This is Tim's _____.



This is Nomsa's _____.



This is Tim's _____.




Let's Talk

Who is using the computer?

Sue





Sounds

Clap these words according to their sounds. Then, say the beginning sounds of each word.



bicycle



car



scholar patrol



motorbike



bus



traffic police



taxi



train



road

Practise in pairs

Point to the picture and then tell your friend:

I go to school by car.



I go to school by taxi.



I go to school by bus.



I go to school by bicycle.



I go to school by train.



Practise with Pule and Pam

How do you go to school?



I go by _____.



Let's Talk



I go to school by bus.

I walk to school.



Let's write

Write the missing words:

I go to school by _____.



I go to school by _____.



I go to school by _____.



I go to school by _____.



I go to school by _____.




I go to school by _____.






Ben is going to the beach.



Jabu is going to Cape Town.



Nomsa is going to Durban.



Lee is going to China.

Sounds

Clap these words according to their sounds. Then, say the beginning sounds of each word.



train



beach



stop



taxi



farm



car



aeroplane



picnic

CAPE TOWN

sign

Ann is going on a picnic.



Practise in pairs

Point to the pictures and say:

Who is going by train?

Where is Nomsa going?



Nomsa is going to _____

by _____.

Practise with Pule and Pam

Where do you live?




I live in _____.



Let's Talk










I am going to Cape Town by train.





Sounds

Clap these words according to their sounds. Then, say the beginning sounds of each word.

	train		fire engine		truck
	plane		police car		ship
	ambulance		helicopter		sailboat

Practise in pairs

Point to the picture and then ask your friend:

What is this?



It is a **car**.



It is a **taxi**.



It is a **train**.



Let's write

Write the missing words:

This is a _____.



This is a _____.



This is an _____.



This is a _____.



This is a _____.



This is a _____.



Practise with Pule and Pam



How are you?

I am fine thank you.



Can you remember these words?
Paste the stickers in the correct places.


STICKER	singing	STICKER	pen	STICKER	exercise book
STICKER	painting	STICKER	pencil	STICKER	glue
STICKER	counting	STICKER	eraser	STICKER	paint brush
STICKER	cutting	STICKER	ruler	STICKER	crayons
STICKER	reading	STICKER	computer	STICKER	scissors
STICKER	writing	STICKER	school bag	STICKER	paints
STICKER	skipping	STICKER	running	STICKER	kicking
STICKER	climbing	STICKER	swinging	STICKER	catching
STICKER	teacher	STICKER	bus driver	STICKER	bus
STICKER	friends	STICKER	taxi	STICKER	bicycle
STICKER	mother	STICKER	sister	STICKER	cousin
STICKER	father	STICKER	baby	STICKER	aunt
STICKER	brother	STICKER	grandmother	STICKER	grandfather

Practise in pairs

Point to the picture and then ask your friend:










What is this?

STICKER porridge	STICKER tea	STICKER knife
STICKER eggs	STICKER clock	STICKER fork
STICKER juice	STICKER milk	STICKER spoon
STICKER bread	STICKER bottle	STICKER cup
STICKER jam	STICKER mop	STICKER saucer
STICKER window	STICKER sofa	STICKER book
STICKER curtains	STICKER blocks	STICKER carpet
STICKER traffic police	STICKER car	STICKER train
STICKER road	STICKER scholar patrol	STICKER motorbike
STICKER beach	STICKER farm	STICKER aeroplane
STICKER sign	STICKER picnic	STICKER stop
STICKER police car	STICKER ship	STICKER fire engine
STICKER helicopter	STICKER sailboat	STICKER ambulance



Sounds

Clap these words according to their sounds. Then, say the beginning sounds of each word.

	plug		candle		glass
	poison		matches		knife
	paraffin		fire		medicine

Practise in pairs

Point to the picture and then ask your friend:

What is this?



It is a **knife**.



It is a **fire**.



It is **medicine**.

Let's Talk

Look at the picture and talk about what the children are doing that is unsafe.



Practise with Pule and Pam

I don't play with knives.



I don't play with _____.



Let's draw












Help the boy to get his lunch without hurting himself.

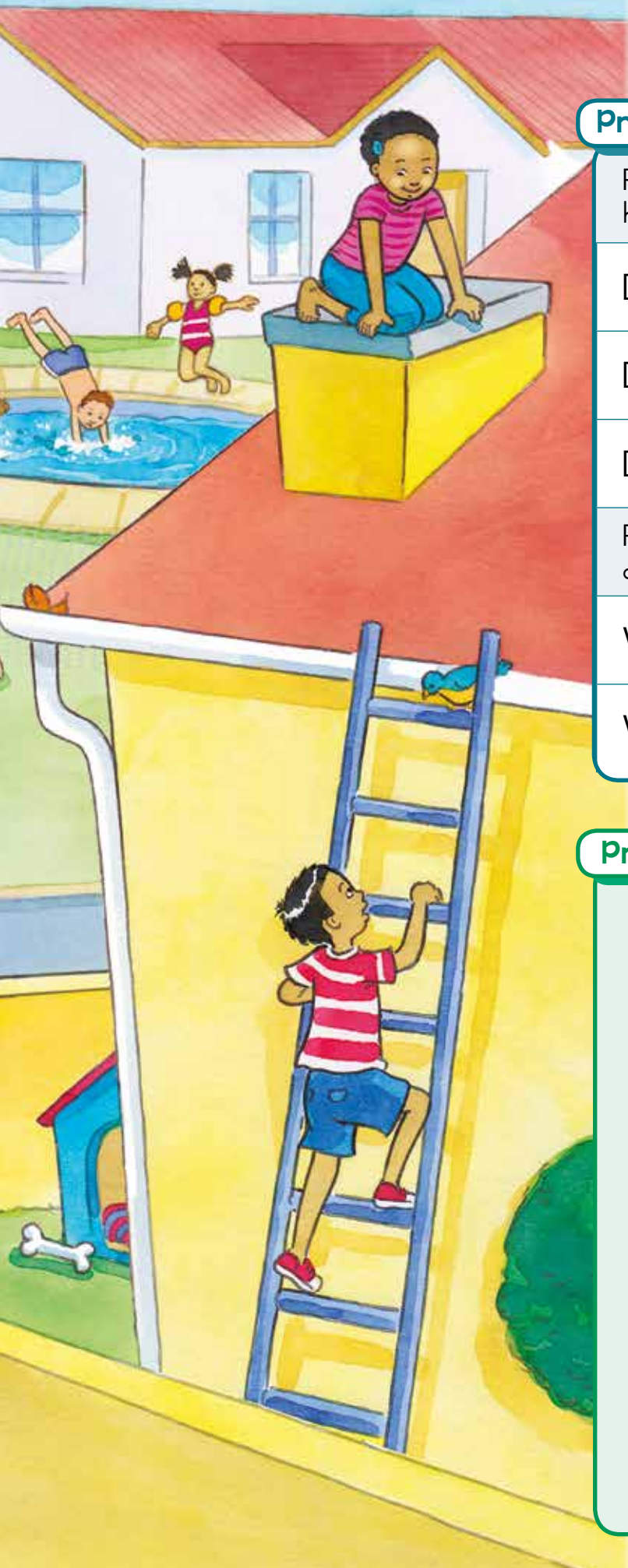


START





	climb		street		throw
	pool		tree		stones
	roof		ball		dog



Practise in pairs

Point to the picture and then tell your friend how to stay safe.

Don't play with **fire**.

Don't play **in the street**.

Don't _____.

Point to the different children in the picture and ask your friend:

What is **she** doing?

What is **he** doing?

Practise with Pule and Pam


Do you have a pet?




Yes, I have a _____.



1




2



3















4



Sounds

Clap these words according to their sounds. Then, say the beginning sounds of each word.

	kick		accident		bed
	street		ambulance		nurse
	ball		hospital		doctor
	car		broken leg		pillow

5



Let's write

Draw a line from the sentence to the correct picture.

Dan kicks the ball into the street.



Jabu runs after the ball.



The car hits Jabu.



The ambulance takes Jabu to hospital.



The doctor helps Jabu.




Practise with Pule and Pam

I am sorry you fell.



I hope you get better soon.





nurse

teacher

plumber

builder

gardener

road worker

Sounds

Clap these words according to their sounds. Then, say the beginning sounds of each word.

	doctor		vet		mechanic
	nurse		cook		road worker
	builder		pilot		teacher
	plumber				gardener

Practise in pairs

Point to the pictures and then ask your friend:

Who is this?



He is a **mechanic**.



She is a **vet**.

Let's Talk



My mother is
a nurse.

Practise with Pule and Pam

My teacher
teaches me to
speak English.




Thank you
teacher.




Let's write


Say who these people are. Then draw a line to show what each person uses.



1



2



Sounds

Clap these words according to their sounds. Then, say the beginning sounds of each word.

face

neck

stomach

finger

knee

ankle

toe

head

shoulder

back

arm

hand

leg

foot



eye



ear



nose



mouth



Practise in pairs

Point to the pictures and then ask your friend:

What is the matter?

I have a stomach ache.

I have a _____.

Practise with Pule and Pam

What is the matter?















I have a _____.





Sounds

Clap these words according to their sounds. Then, say the beginning sounds of each word.

	hose		girl		fire brigade
	house		boy		fire fighter
	water		phone		fire engine
	ladder		bucket		fire



Practise in pairs

A: There is a fire.

B: Call the fire brigade.

A: There is an accident.

B: Call for an ambulance.

A: I have a toothache.

B: Go to the dentist.

A: I have a stomach ache.

B: Go to the doctor.

Practise with Pule and Pam

Help, there is
an accident




Help _____.



Help, there is
a fire





Sounds

Clap these words according to their sounds. Then, say the beginning sounds of each word.

	elephant		horns		one
	rhino		teeth		two
	lion		spots		three
	leopard		trunk		four
	buffalo		stripes		five


Practise in pairs

Ask your partner:

How many lions can you see?

I can see 1 lion.

I can see 3 elephants.



The elephant has a trunk.




The rhino has a horn.



The leopard has spots.



The buffalo has 2 horns.



The lion has big teeth.

Let's write

How many of each animal can you see?



rhino

3



lions



elephants



buffalo



leopards


Practise with Pule and Pam



The cheetah is the fastest animal.

The tortoise is the slowest.





Sounds

Clap these words according to their sounds. Then, say the beginning sounds of each word.

	buck		zoo		six
	hyena		snake		seven
	monkey		hippo		eight
	flamingo		zebra		nine
	tortoise		penguin		ten



Count

Count how many snails you can find on the page.



I see 7 snails.

Practise with Pule and Pam

I am not scared of monkeys.



I am scared of _____ and _____.



Practise in pairs

Ask your partner:

How many giraffe can you see?

I can see 7 monkeys.

I can see 2 zebras.



Let's write

How many of each animal can you see?



buck


6



zebra



monkeys




flamingoes



snakes



penguins



Sounds

Clap these words according to their sounds. Then, say the beginning sounds of each word.

	owl		torch		walk
	mouse		star		tree
	rabbit		moon		tent



Practise in pairs

Point to the pictures and then ask your friend:

What can you see?

I can see a **dog**.

I can see a _____.

I can see a _____.

What can you hear?

I can hear an **owl**.

I can hear a _____.

I can hear a _____.

Let's sing

Twinkle, twinkle, little star,
How I wonder what you are.
Up above the world so high,
Like a diamond in the sky.

When the blazing sun is gone,
When he nothing shines upon,
Then you show your little light,
Twinkle, twinkle, all the night.

Twinkle, twinkle, little star.
How I wonder what you are.
Up above the world so high,
Like a diamond in the sky.

Practise with Pule and Pam

It is very dark.



I am scared.

Can you remember these words?
Paste the stickers in the correct places.


STICKER doctor	STICKER vet	STICKER road worker
STICKER nurse	STICKER cook	STICKER teacher
STICKER builder	STICKER pilot	STICKER gardener
STICKER plumber	STICKER mechanic	STICKER butcher
STICKER plug	STICKER candle	STICKER glass
STICKER poison	STICKER matches	STICKER knife
STICKER paraffin	STICKER fire	STICKER medicine
STICKER fire	STICKER street	STICKER throw
STICKER pool	STICKER tree	STICKER stones
STICKER roof	STICKER ball	STICKER dog
STICKER kick	STICKER accident	STICKER bed
STICKER street	STICKER hospital	STICKER stethoscope
STICKER ball	STICKER broken leg	STICKER pillow

Practise in pairs

Point to the picture and then ask your friend:






What is this?

STICKER head	STICKER eye	STICKER mouth
STICKER hand	STICKER ear	STICKER nose
STICKER hose	STICKER ladder	STICKER phone
STICKER house	STICKER girl	STICKER bucket
STICKER water	STICKER boy	STICKER fire
STICKER buck	STICKER monkey	STICKER hippo
STICKER hyena	STICKER flamingo	STICKER zebra
STICKER one	STICKER six	STICKER elephant
STICKER two	STICKER seven	STICKER rhino
STICKER three	STICKER eight	STICKER leopard
STICKER four	STICKER nine	STICKER lion
STICKER five	STICKER ten	STICKER buffalo
STICKER torch	STICKER owl	STICKER star



Sounds

Clap these words according to their sounds. Then, say the beginning sounds of each word.

	cow		hen		bees
	duck		chicken		sheep
	pig		turkey		goat



Practise in pairs

Point to the picture and then tell your friend:

What is this?



It's a pig.

Good morning grandmother. How are you?

Good morning _____.

How are you?

Let's sing

OLD MACDONALD

Old MacDonald had a farm,
hee hi hee hi ho.

And on the farm he had some cows,
with a moo moo here and a moo moo there,
here a moo, there a moo, everywhere a moo moo.

Old MacDonald had a farm, hee hi hee hi ho.

Old MacDonald had a farm,
hee hi hee hi ho.


And on the farm he had a dog,
with a woof woof here and a woof woof there,
here a woof, there a woof, everywhere a woof woof.

Old MacDonald had a farm, hee hi hee hi ho.

Old MacDonald had a farm,
hee hi hee hi ho.

And on the farm he had a horse,
with a neigh neigh here, and a neigh neigh there,
here a neigh, there a neigh, everywhere a neigh neigh.

Old MacDonald had a farm,
hee hi hee hi ho.




Practise with Pule and Pam

Good morning Pule.
How are you?














I am fine, thank you.





Sounds

Clap these words according to their sounds. Then, say the beginning sounds of each word.

	boy		wheelbarrow		vegetables
	girl		water can		cabbage
	spade		hose pipe		beans
	tomatoes		carrots		

Practise in pairs

Point to the picture and then tell your friend:

He is a **boy**.

She is a **girl**.



Practise in pairs

Ask 5 friends their names and ages. Say:

How old are you?

What is your name?

Practise in pairs


Mime how you use the different garden tools.



Practise with Pule and Pam

This is the hose pipe. I use it to water the _____ and the _____.





Sounds

Clap these words according to their sounds. Then, say the beginning sounds of each word.



milk



eggs



honey



cheese



meat



wool

Practise with Pule and Pam

Hello, what's
your name?

My name is _____.



My surname is _____.



Practise in pairs

Point to the pictures and then ask your friend:

What is this?




It's **milk**. We get **milk** from **cows**.



We get **eggs** from **hens**.



We get **honey** from **bees**.












We get **wool** from **sheep**.






Sounds

Clap these words according to their sounds. Then, say the beginning sounds of each word.

	milk		meat		bananas
	cheese		chicken		apples
	ice cream		fish		oranges



Let's write

How much does it cost?



milk

R _____



cabbage

R _____



apple

R _____



orange

R _____



carrot

R _____

Practise in pairs

Point to the picture and then ask your friend:

What is this?



It's **milk**.

How much does the milk cost? R6.

How much does the _____ cost?

Practise with Pule and Pam

I like apples.

I don't like _____.





Sounds


Clap these words according to their sounds. Then, say the beginning sounds of each word.

	dress		shirt		green
	hat		shorts		blue
	jeans		skirt		black
	T-shirt		red		white
	shoes		yellow		sandals



Practise in pairs

Point to the picture and then ask your friend:

How much does the  cost?

How much does the  cost?

How much does the  cost?



Practise with Pule and Pam




I like red.

I don't like _____.



furniture shop



supermarket



clothing shop



bakery



butchery



fruit and vegetable shop



Sounds

Clap these words according to their sounds. Then, say the beginning sounds of each word.



cake



cabbage



furniture



meat



fish



clothing

Practise in pairs

Excuse me, where is the butchery? It's over there.

Excuse me where is the _____? It's over there.

Where are you going?

To the baker to buy a _____



To the butcher to buy some _____



To the vegetable shop to buy a _____



Practise with Pule and Pam


Excuse me,
what is the time?

Excuse me,
what time does the
bus leave?



Excuse me, can you tell me the
way to the supermarket?





Sounds

Clap these words according to their sounds. Then, say the beginning sounds of each word.



birthday cake



cold drink



ice cream



present



popcorn



boys



sweets



hot dog



girls

Let's sing



Practise with Pule and Pam

Happy birthday.
How old are you?



I am _____.



Practise in pairs

Tell your friend:

I like



I like



I like




I like















Remember to
brush your teeth.





Sounds

Clap these words according to their sounds. Then, say the beginning sounds of each word.

	wedding		pot		chicken
	tent		fire		drum
	chair		cake		man
	table		meat		woman



Let's sing

Mama Tembu's wedding

Tonight's tonight's the wedding feast
 The men arrive with the slaughtered beast
 A wail, a chant soon fills the air
 For miles around the people hear

Ela gqirha laqgitha laqabela phaya (x4)

The neighbours kneel and kiss the bride
 The warrior waits, he's filled with pride
 The drummer starts to pound the drum
 For miles around they hear the sound

Ela gqirha laqgitha laqabela phaya (x4)

Practise with Pule and Pam

What is your name?


My name is _____.



Where do you live?









I live in _____.






Sounds

Clap these words according to their sounds. Then, say the beginning sounds of each word.

	beads		flag		blanket
	dress		hat		shield
	drum		skirt		



Practise with Pule and Pam

What is your name?

My name is _____.

Where do you live?

I live in _____.

What language
do you speak?

I speak
_____.



Can you remember these words?
Paste the stickers in the correct places.

STICKER cow	STICKER chicken	STICKER vegetables
STICKER duck	STICKER turkey	STICKER cabbage
STICKER pig	STICKER bees	STICKER beans
STICKER hen	STICKER sheep	STICKER tomatoes
STICKER tractor	STICKER water can	STICKER furniture
STICKER spade	STICKER hose pipe	STICKER table
STICKER wheelbarrow	STICKER spade	STICKER chair
STICKER dress	STICKER shoes	STICKER skirt
STICKER hat	STICKER shirt	STICKER clothing
STICKER T-shirt	STICKER shorts	STICKER jeans
STICKER red	STICKER blue	STICKER wedding
STICKER yellow	STICKER black	STICKER tent
STICKER green	STICKER white	STICKER beads

Practise in pairs

Point to the picture and then ask your friend:

What is this?

STICKER fish	STICKER cold drink	STICKER fire
STICKER meat	STICKER pot	STICKER drum
STICKER cake	STICKER popcorn	STICKER carrots
STICKER present	STICKER hot dog	STICKER chicken
STICKER sweets	STICKER ice cream	STICKER oranges
STICKER milk	STICKER eggs	STICKER honey
STICKER cheese	STICKER meat	STICKER wool
STICKER grandmother	STICKER woman	STICKER sandals
STICKER boy	STICKER girl	STICKER fire
STICKER farmer	STICKER man	STICKER blanket
STICKER shield	STICKER table	STICKER apples
STICKER flag	STICKER chair	STICKER bananas
STICKER drum	STICKER birthday cake	STICKER white



Sounds

Clap these words according to their sounds. Then, say the beginning sounds of each word.

	netball		throw		jump
	football		catch		hop
	hop scotch		skip		swing
			run		kick

I am sorry!



Practise in pairs

Point to the picture and say:

We like football.



I like skipping.



We like netball.



I like throwing.



Practise with Pule and Pam

Tell Pule what you like to do.

I like playing
soccer.



I like running.



Let's Talk

Ask 5 friends what sport they like. Say:

What sport do
you like?



soccer



running



netball




cricket



rugby



tennis



Sounds

Clap these words according to their sounds. Then, say the beginning sounds of each word.



tennis



athletics



soccer



rugby



hockey



judo



Let's write

Draw a line to show what sports use these things.



swimming



soccer

netball



rugby

cricket



tennis



hockey



running



Practise with Pule and Pam





What sports
do you like?

I like _____ and
_____.





	swimming		ball		swimming cap
	water		swimming pool		flippers
	water wings		goggles		jump

Let's draw



Draw a picture of yourself.

Let's write



Fill in your details.

My name is _____.

My surname is _____.

I am _____ years old.

I like _____.

I don't like _____.



Sounds

Clap these words according to their sounds. Then, say the beginning sounds of each word.



teacher



baker



nurse



butcher



police officer



doctor

Practise in pairs

Draw a line to match the pictures with the correct sentence, and then tell your friend:



This is a teacher.



This is a builder.



This is a baker.



This is a police officer.



This is a nurse.



This is a doctor.



Let's write

When I am sick I go to the _____.

My _____ teaches me to read.



My dog is sick. I take her to the vet.



The coach helps the soccer team.



The postman gives Ann a letter.









Father needs land.
He speaks to the chief.



My car is broken.
I go to the mechanic.

Sounds

Clap these words according to their sounds. Then, say the beginning sounds of each word.

	vet		chief
	dog		coach
	mechanic		soccer team



Practise in pairs

Look at the picture and point to the different people. Then ask your friend:

Who is this?

This is _____.

Let's write

My  _____ is broken.

I go to the _____ .

My  _____ is sick.

I go to the _____ .

Practise with Pule and Pam




Hello Pule.
How are you?


I am fine thank you.



1



2



Sounds

Clap these words according to their sounds. Then, say the beginning sounds of each word.



run



arm



hospital



trip



doctor



fall




nurse

Let's Talk

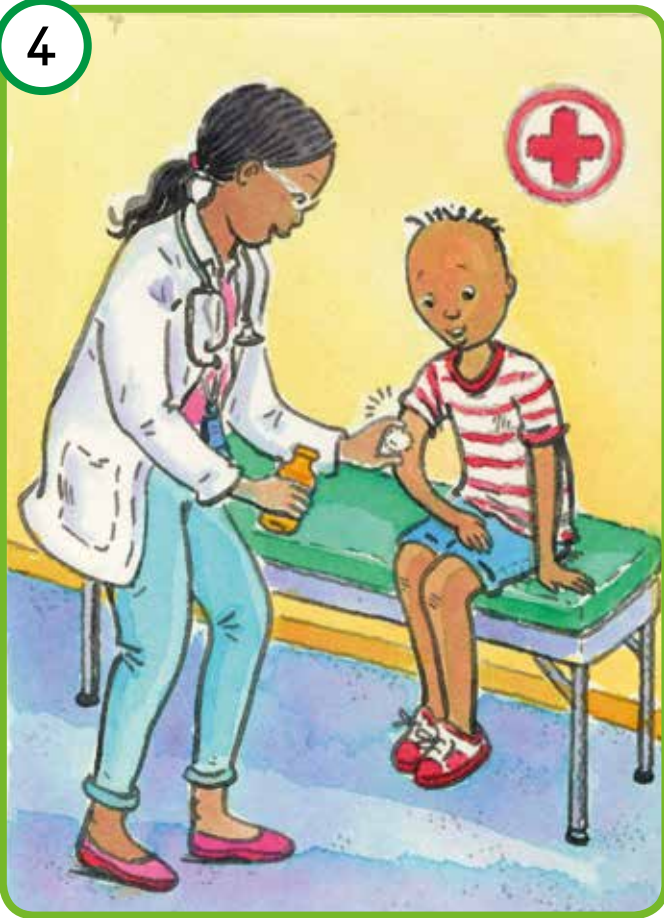
Look at the pictures and tell your friend the story.




3



4




5




Let's write

Jabu hurt his _____.













Jabu goes to _____.





Sounds

Clap these words according to their sounds. Then, say the beginning sounds of each word.

	cooking		stove		hot dog
	eating		food		fish
	selling		chicken		chips
	buying		pap		cake

Practise in pairs

Excuse me, can I have some



Thank you.

Excuse me, can I have some



Thank you.

Excuse me, can I have some



Thank you.

Excuse me, can I have some



Thank you.


Practise with Pule and Pam



Please can I have some




_____.






Sounds

Clap these words according to their sounds. Then, say the beginning sounds of each word.

	sing		piano		boots
	dance		drum		teacher
	concert				



Walk and talk

Ask 5 friends if they can do these things.
Make a ✓

Can you:	1	2	3	4	5
sing					
dance					
play the piano					
play the drum					

Practise in pairs

Mime different concert activities and ask your friend to guess what you are doing.

Let's write

My name is _____

and I can _____.



Thank you teacher.
I can now speak English.



Sounds

Clap these words according to their sounds. Then, say the beginning sounds of each word.



flowers



card



teacher



wheelchair

Practise in pairs

Thank you teacher.

I can now speak **English**.

I can now _____
and _____.

Practise with Pule and Pam

Thank you.



Good bye.



See you again.

Let's write

Make a thank you card for your teacher.

Thank you teacher I can now

and _____

_____.

From _____



Can you remember these words?
Paste the stickers in the correct places.

STICKER singing	STICKER reading	STICKER eraser
STICKER painting	STICKER writing	STICKER ruler
STICKER counting	STICKER pen	STICKER computer
STICKER cutting	STICKER pencil	STICKER school bag
STICKER exercise book	STICKER crayons	STICKER book
STICKER glue	STICKER scissors	STICKER magazine
STICKER paint brush	STICKER paints	STICKER newspaper
STICKER swimming	STICKER running	STICKER kicking
STICKER playing	STICKER swinging	STICKER eating
STICKER skipping	STICKER climbing	STICKER catching
STICKER porridge	STICKER bread	STICKER stove
STICKER eggs	STICKER jam	STICKER fridge
STICKER juice	STICKER tea	STICKER broom