


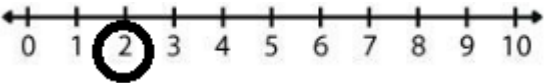








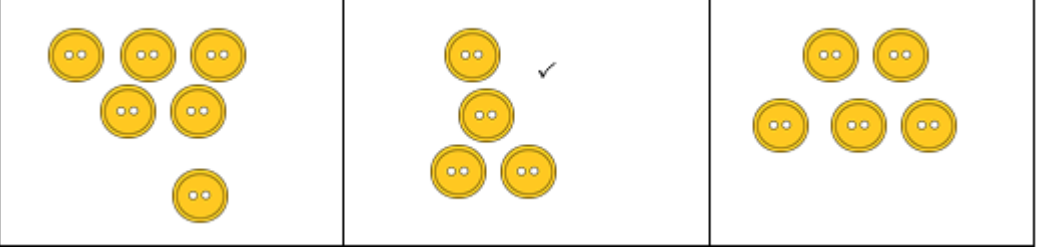





Term 2 Exemplar Mathematics Grade 1 Diagnostic Assessment

Memorandum

Questions/	Expected answers - Award 1 mark for each correct answer- accept any form of drawing and verbal answers as well.	Marks				
1.	2 ✓	1				
2.		1				
3.		1				
4.1	<p>5 or</p> 	1				
4.2		1				
5.	<table border="1" data-bbox="619 1312 1310 1473"> <thead> <tr> <th data-bbox="619 1312 963 1352">Column A</th> <th data-bbox="963 1312 1310 1352">Column B</th> </tr> </thead> <tbody> <tr> <td data-bbox="619 1352 963 1473">  </td> <td data-bbox="963 1352 1310 1473">  </td> </tr> </tbody> </table>	Column A	Column B			1
Column A	Column B					
						
6.1		1				
6.2		1				

7.		1
8.1	2 sweets ✓	1
8.2	1 sweet left ✓	1
9.1	<p>1 2 3 ✓</p> 	1
9.2		1
10.		1
11.1	2 carrots each ✓	1
11.2	1 carrot left over ✓	1
15 Marks		